

# Pitcher Postgame Report

## Martinez, Pedro - Mets

### Game Information / Totals

Date: 9/3/07    Opponent: Reds    Location: Cincinnati    Catcher: LoDuca, Paul

| IP  | TPs | PA | AB | H | 2B | 3B | HR | KS | KC | BB | IBB | HBP | Pit's/PA   |
|-----|-----|----|----|---|----|----|----|----|----|----|-----|-----|------------|
| 5.0 | 76  | 23 | 19 | 5 | 1  | 0  | 0  | 4  | 0  | 3  | 1   | 0   | <b>3.3</b> |

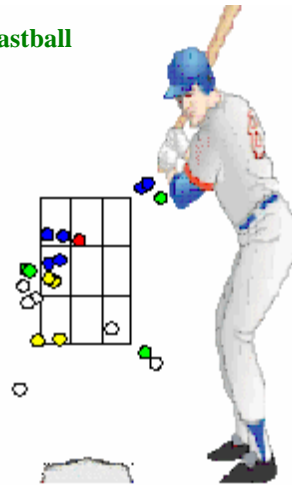
### Average Velocity by Pitch Count

|            | Avg. | Low | High | Pit's 1-15 | Pit's 16-30 | Pit's 31-45 | Pit's 46-60 | Pit's 61-75 | Pit's 76-90 | Pit's 91-105 | Pit's 106-120 | Pit's 121+ |
|------------|------|-----|------|------------|-------------|-------------|-------------|-------------|-------------|--------------|---------------|------------|
| fastball   | 84   | 78  | 90   | <b>86</b>  | 85          | 83          | 84          | 84          | <b>82</b>   | 0            | 0             | 0          |
| curve ball | 69   | 68  | 70   | 69         | 69          | 0           | 68          | 0           | 0           | 0            | 0             | 0          |
| slider     | 77   | 75  | 79   | 0          | 0           | 77          | 0           | 0           | 0           | 0            | 0             | 0          |
| changeup   | 76   | 70  | 79   | 77         | 75          | 76          | 77          | 76          | 0           | 0            | 0             | 0          |
| Other      | 0    | 0   | 0    | 0          | 0           | 0           | 0           | 0           | 0           | 0            | 0             | 0          |

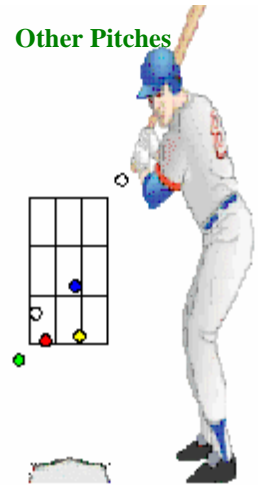
### Pitch Breakdown vs. RHBs

| PA : 10      | % (#)<br>Pit's   | Strike<br>%        | Opp.<br>BA        | 1st Pitch        |                   |                   |
|--------------|------------------|--------------------|-------------------|------------------|-------------------|-------------------|
|              |                  |                    |                   | % (#)<br>Pit's   | Strike<br>%       | Opp.<br>BA        |
| fastball     | 69% (22)         | <b>82%</b> (18/22) | <b>.143</b> (1/7) | 60% (6)          | 67% (4/6)         | .000 (0/0)        |
| curve ball   | 13% (4)          | 75% (3/4)          | .500 (1/2)        | 20% (2)          | 100% (2/2)        | .000 (0/1)        |
| slider       | 3% (1)           | 100% (1/1)         | (0/0)             | 10% (1)          | 100% (1/1)        | .000 (0/0)        |
| changeup     | 3% (1)           | 100% (1/1)         | (0/0)             | 0% (0)           | (0/0)             | .000 (0/0)        |
| other        | 13% (4)          | 0% (0/4)           | (0/0)             | 10% (1)          | 0% (0/1)          | .000 (0/0)        |
| <b>Total</b> | <b>100% (32)</b> | <b>72%</b> (23/32) | <b>.222</b> (2/9) | <b>100% (10)</b> | <b>70%</b> (7/10) | <b>.000 (0/1)</b> |

#### Fastball



#### Other Pitches

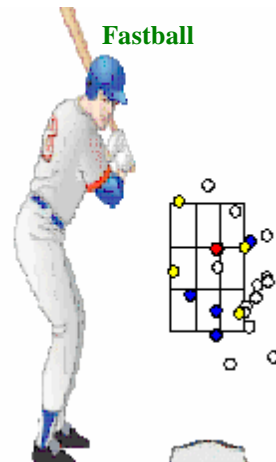


● - Hit    ● - Out    ● Missed or Fouled  
● - Chased    ○ Taken

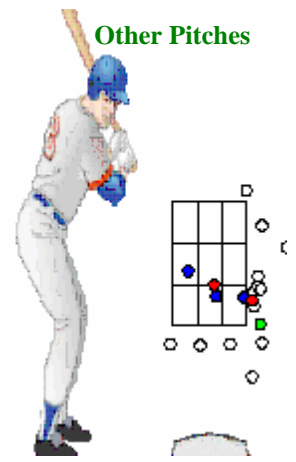
### Pitch Breakdown vs. LHBs

| PA: 13       | % (#)<br>Pit's   | Strike<br>%        | Opp.<br>BA         | 1st Pitch        |                   |                   |
|--------------|------------------|--------------------|--------------------|------------------|-------------------|-------------------|
|              |                  |                    |                    | % (#)<br>Pit's   | Strike<br>%       | Opp.<br>BA        |
| fastball     | 52% (23)         | 65% (15/23)        | <b>.200</b> (1/5)  | 31% (4)          | 50% (2/4)         | .000 (0/2)        |
| curve ball   | 2% (1)           | 0% (0/1)           | (0/0)              | 0% (0)           | (0/0)             | .000 (0/0)        |
| slider       | 2% (1)           | 0% (0/1)           | (0/0)              | 8% (1)           | 0% (0/1)          | .000 (0/0)        |
| changeup     | 43% (19)         | <b>47%</b> (9/19)  | <b>.400</b> (2/5)  | 62% (8)          | <b>38%</b> (3/8)  | 1.000 (1/1)       |
| other        | 0% (0)           | 0% (0/0)           | (0/0)              | 0% (0)           | 0% (0/0)          | .000 (0/0)        |
| <b>Total</b> | <b>100% (44)</b> | <b>55%</b> (24/44) | <b>.300</b> (3/10) | <b>100% (13)</b> | <b>38%</b> (5/13) | <b>.333 (1/3)</b> |

#### Fastball



#### Other Pitches



NOTE: Total pitches include unspecified pitch types.