

SOUTHEASTERN CONFERENCE™

2015 SOCCER

SEC COMMUNICATIONS

Craig Pinkerton (Soccer Contact)
cpinkerton@sec.org @SEC_Craig
www.secsports.com
Phone: (205) 458-3000

THIS WEEK IN THE SEC

All Times Eastern

SEC Tournament Orange Beach, Ala.

Monday, November 2

#7 LSU 2, #10 Kentucky 1
#8 Vanderbilt 2, #9 Georgia 1

Wednesday, November 4

#7 LSU 2, #2 Missouri 1
#6 Texas A&M 2, #3 Ole Miss 0
#1 Florida 2, #8 Vanderbilt 1
#4 Auburn 2, #5 South Carolina 2 (3OT, AU advances on PKs 5-3)

Friday, November 6

#1 Florida 2, #4 Auburn 0
#6 Texas A&M 1, #7 LSU 0

Sunday, November 8

#1 Florida 2, #6 Texas A&M 1

NCAA Tournament

First Round (Friday, November 13)

UNCW 2, at South Carolina 0
at Texas A&M 2, Washington 1
at Ole Miss 1, Murray State 0

First Round (Saturday, November 14)

at #2 Florida 1, Western Michigan 0
at #4 Auburn 1, Southeastern La. 0
at South Alabama 4, LSU 0

Second Round (Friday, November 20)

at Tallahassee, Fla.
#4 Auburn 3, Texas Tech 2 (OT)
at Clemson, S.C.
Texas A&M 1, #3 North Carolina 0
Ole Miss 1, at #2 Clemson 1 (3OT, UM advances on PKs 5-4)
at Gainesville, Fla.
at #2 Florida 5, William & Mary 2

Third Round (Sunday, November 22)

at Tallahassee, Fla.
at #1 Florida State 2, #4 Auburn 0
at Clemson, S.C.
Texas A&M 1, Ole Miss 1 (3OT, AM advances on PKs 5-4)
at Gainesville, Fla.
#3 Duke 2, at #2 Florida 1

Quarterfinals Round (Friday, November 27)

at Tallahassee, Fla.
Texas A&M at #1 Florida State 2:00 p.m.

Conference

	W-L-T	Pts	Home	Away	Overall W-L-T	Pct.	Home	Away	Neutral	Str
Florida ^ %	8-2-1	25	4-1-1	4-1-0	19-4-1	.813	8-2-1	8-2-0	3-0-0	L1
Missouri	7-2-2	23	4-1-1	3-1-1	9-5-5	.605	5-2-3	4-1-2	0-2-0	L1
Ole Miss	7-4-0	21	4-2-0	3-2-0	14-5-4	.696	10-2-1	4-2-1	0-1-1	T2
Auburn	7-4-0	21	4-1-0	3-3-0	16-6-1	.717	10-1-0	5-4-1	1-1-1	L1
South Carolina	6-3-2	20	4-1-0	2-2-2	12-5-3	.675	9-2-0	3-3-2	0-0-1	L1
Texas A&M	6-4-1	19	4-1-0	2-3-1	17-6-2	.720	10-1-0	4-4-1	3-1-1	T1
LSU	5-4-2	17	3-0-2	2-4-0	13-6-4	.652	8-0-4	3-5-0	2-1-0	L2
Vanderbilt	4-4-3	15	2-3-1	2-1-2	9-8-4	.524	5-4-2	3-3-2	1-1-0	L1
Georgia	4-7-0	12	2-4-0	2-3-0	5-12-1	.306	2-5-0	3-6-1	0-1-0	L2
Kentucky	3-5-3	12	1-3-1	2-2-2	9-7-4	.550	7-4-2	2-2-2	0-1-0	L2
Tennessee	3-5-3	12	1-3-1	2-2-2	7-5-6	.556	5-3-2	2-2-4	0-0-0	L1
Mississippi State	3-6-2	11	1-2-2	2-4-0	5-10-3	.361	2-4-3	3-5-0	0-1-0	L1
Arkansas	2-8-1	7	1-4-1	1-4-0	6-11-1	.361	4-5-1	2-6-0	0-0-0	W1
Alabama	2-9-0	6	1-5-0	1-4-0	5-12-2	.342	4-5-1	1-7-1	0-0-0	L3

^ - SEC Champion; % SEC Tournament Champion

• Texas A&M is appearing in the Quarterfinals of the NCAA Tournament for the second consecutive year and the sixth time overall. Last year, the Aggies advanced to the Semifinals of the tournament.

• Texas A&M is one of five teams to make it to every NCAA Tournament since 1995, a streak of 21 consecutive years.

• Five SEC student-athletes earned CoSIDA Academic All-America® honors. Auburn's Casie Ramsier was a first team selection. Florida's Betsy Middleton and Savannah Jordan along with Ole Miss's Jessica Hiskey were named second team selections. Ole Miss's Addie Forbus earned third team honors.

• Four SEC teams - Auburn, Florida, Ole Miss and Texas A&M - advanced to the Round of 16 in the NCAA Tournament.

• It is the second consecutive year the SEC has had four teams advance to the Round of 16 of the NCAA Tournament. Last year Florida, Kentucky, South Carolina and Texas A&M all advanced to the third round.

• The SEC's four teams in the third round are the most of any conference, topping the ACC, Big Ten and Pac-12 which each have three teams.

• SEC teams are 7-4-3 in the NCAA Tournament this year and 19-11-7 over the last two seasons (12-7-4 in 2014).

• The SEC has had six different schools make Round of 16 appearances over the last two years - Auburn, Florida, Kentucky, Ole Miss, South Carolina and Texas A&M. Florida and Texas A&M advanced to the third round in both 2014 and 2015.

• Six SEC teams were in the field of 64 that are competing for the 34th NCAA Division I Women's Soccer Championship.

• Florida earned a No. 2 national seed while Auburn was a No. 4 seed. Joining the Gators and Tigers in the field are LSU, Ole Miss, South Carolina and Texas A&M.

• This marks the eighth time in the last nine seasons that the SEC has had at least six teams advance to postseason play.

• The SEC's six selections this year are tied for the second-most among all conferences.

• Five of the six teams earned the right to host their opening round match on their home pitch.

• Auburn earned its 13th NCAA Tournament bid and its first national seed (No. 4) since 2002. AU made its first ever appearance in the Round of 16 of the NCAA Tournament. The Tiger's 16 wins are the most in a single-season in program history.

• Florida claimed the SEC's automatic berth after winning the SEC Tournament. The Gators are a No. 2 national seed and are making their 19th overall NCAA Championships' appearance and 13th consecutive. 2015 marks the 11th time UF has advanced to the Round of 16. The Gators are led by SEC Offensive Player of the Year Savannah Jordan and SEC Defensive Player of the Year Christen Westphal.

• LSU competed in the NCAA Tournament for the fifth time in program history. All five appearances have come in the last nine seasons under head coach Brian Lee.

• Ole Miss made its sixth NCAA Tournament appearance and advanced to the Round of 16 for the first time in school history. SEC Freshman of the Year CeCe Kizer has paved the way this season with 14 goals, the most by a freshman in the nation.

• South Carolina made its eighth trip to the NCAA Tournament in the last nine years. The Gamecocks hosted a first round NCAA Tournament match for the fourth time, including the third-straight season.

• Florida's 8-2-1 league record earned the Gators the 2015 SEC Championship. This is the 14th SEC title for Florida and the eighth in the last 10 years.

• Florida won its 11th SEC Tournament championship with a 2-1 win over Texas A&M in Orange Beach, Ala. UF defender Christen Westphal was named SEC Tournament MVP.

SEC SOCCER MEDIA SERVICES

Preseason Poll

Florida was predicted to win to the 2015 Southeastern Conference women's soccer title in voting by the league's 14 head coaches. This marks the 17th time that the Gators have been tabbed by the coaches to win the title.

The Gators received 167 points that included 11 first-place votes, topping Texas A&M's 149 points (two first-place votes). Kentucky received one first place vote.

Florida returns six starters, including 2015 MAC Hermann Trophy candidates – junior forward Savannah Jordan and senior defender Christen Westphal, from the 2014 team that advanced to the NCAA Quarterfinal Round.

Points were compiled on a 13-12-11-10-9-8-7-6-5-4-3-2-1 basis, though each coach was not allowed to vote for their own team.

Preseason Coaches' Poll (First-Place Votes in Parentheses)

Team	Points
Florida (11)	167
Texas A&M (2)	149
Kentucky (1)	140
South Carolina	134
Tennessee	117
Missouri	110
Auburn	103
Arkansas	80
Georgia	71
Ole Miss	64
LSU	49
Alabama	38
Vanderbilt	34
Mississippi State	18

Preseason SEC Watch List

Alabama

Emily Rusk – Goalkeeper
Abby Lutzenkirchen – Defender
Auburn Mercer – Defender
Celia Jimenez – Defender
Lacy Clarida – Forward

Arkansas

Lindsey Mayo – Midfielder
Ashleigh Ellenwood – Forward
Alexandra Fischer – Forward
Claire Kelley – Midfielder

Auburn

Casie Ramsier – Forward
Kristen Dodson – Forward
Haley Gerken – Midfielder
Kala Faulkner – Defender

Florida

Savannah Jordan – Forward
Christen Westphal – Defender
Claire Falknor – Defender

Georgia

Marion Crowder – Forward
Louise Hogrell – Goalkeeper
Kelsey Killean – Forward

Kentucky

Alex Carter – Defender
Cara Ledman – Defender
Olivia Jester – Defender
Courtney Raetzman – Midfielder

LSU

Alex Arlitt – Defender
Summer Clarke – Forward
Jorian Baucom – Forward

Ole Miss

Bethany Bunker – Forward
Jessica Hiskey – Defender
Samantha Sanders – Defender

Mississippi State

Shelby Jordan – Defender
Mallory Eubanks – Forward

Missouri

Candace Johnson – Defender
Reagan Russell – Midfielder
Melanie Donaldson – Midfielder
Kaitlyn Clark – Midfielder

South Carolina

Chelsea Drennan – Midfielder
Raina Johnson – Midfielder/Forward
Savannah McCaskill – Forward
Stevi Parker – Midfielder

Tennessee

Hannah Wilkinson – Forward
Amy Neal – Forward
Carlyn Baldwin – Midfielder
Katie Cousins – Midfielder

Texas A&M

Janae Cousineau – Midfielder
Mikaela Harvey – Midfielder
Karlie Mueller – Defender
McKayla Paulson – Defender

Vanderbilt

Simone Charley – Forward
Lydia Simmons – Midfielder
Cristina DeZeeuw – Defender/Midfielder
Erin Myers – Midfielder
Sasha Gray – Forward/Midfielder

2015 SEC Women's Soccer Awards

Missouri head coach Bryan Blitz, Alabama defender Abby Lutzenkirchen, Auburn midfielder Casie Ramsier, Florida forward Savannah Jordan, Florida defender Christen Westphal and Ole Miss midfielder CeCeKizer headline the 2015 Southeastern Conference Women's Soccer Awards announced Sunday.

Blitz was named SEC Coach of the Year while Lutzenkirchen and Ramsier shared SEC Scholar-Athlete of the Year honors. Jordan was named SEC Offensive Player of the Year. Westphal was tabbed SEC Defensive Player of the Year. Kizer garnered SEC Freshman of the Year while earning first team All-SEC honors.

It is the first SEC Coach of the Year honor for Blitz. Missouri finished the season a program-best second-place finish in the SEC standings with a 7-2-2 record. Missouri's defense allowed an SEC low 10 goals in league games this season.

Lutzenkirchen, who owns a 3.96 grade point average in Public Relations has played 6,713 career minutes, the most in program history, while starting all 75 games the last four seasons.

Ramsier, who has a 3.961 grade point average while majoring in both Accounting and Finance, has five multiple goal games this year and her 12 goals this year tie for the second-most in a season by an Auburn player.

This marks the second time Jordan has earned SEC Offensive Player of the Year honors, having also won the award as a freshman in 2013. The Fayetteville, Ga., native led the SEC in goals (11) and points (25) in league play this season.

A three-time first team All-SEC selection, Westphal earned SEC Defensive Player of the Year honors anchored a strong Gator defense while pushing forward to add one goal and five assist to the Florida attack against SEC teams.

Kizer earned SEC Freshman of the Year honors after scoring five goals in league play and she ranks third nationally with seven game-winning goals on the season.

2015 SEC Women's Soccer Awards

First Team All-SEC

F: Savannah Jordan, Florida
F: Jorian Baucom, LSU
F: Addie Forbus, Ole Miss
F: Savannah McCaskill, South Carolina
M: Casie Ramsier, Auburn
M: Courtney Raetzman, Kentucky
M: CeCe Kizer, Ole Miss
M: Mikaela Harvey, Texas A&M
D: Kala Faulkner, Auburn
D: Claire Falknor, Florida
D: Christen Westphal, Florida
D: Candace Johnson, Missouri
GK: Julie Eckel, Tennessee

All-Freshman Team

Emma Welch, Alabama
Carly Hoke, Arkansas
Sarah LeBeau, Auburn
Taylor Troutman, Auburn
Sydney Shultis, Georgia
Mayra Pelayo, Florida
Alex Thomas, LSU
CeCe Kizer, Ole Miss
Katie Cousins, Tennessee
Emily Bates, Texas A&M
Ally Watt, Texas A&M

Second Team All-SEC

F: Summer Clarke, LSU
F: Raina Johnson, South Carolina
F: Haley Pounds, Texas A&M
F: Simone Charley, Vanderbilt
M: Celia Jimenez Delgado, Alabama
M: Meggie Dougherty Howard, Florida
M: Melanie Donaldson, Missouri
M: Reagan Russell, Missouri
D: Abby Lutzenkirchen, Alabama
D: Caroline Waters, Georgia
D: Jessica Hiskey, Ole Miss
D: Karlie Mueller, Texas A&M
GK: Sarah LeBeau, Auburn

Coach of the Year

Bryan Blitz, Missouri

Offensive Player of the Year

Savannah Jordan, Florida

Defensive Player of the Year

Christen Westphal, Florida

Freshman of the Year

CeCe Kizer, Ole Miss










Co-Scholar-Athletes of the Year

Abby Lutzenkirchen, Alabama
Casie Ramsier, Auburn

SOUTHEASTERN CONFERENCE™

2015 Women's Soccer • 2015 Women's Soccer • 2015 Women's Soccer • 2015 Women's Soccer • 2015 Women's Soccer • 2015 Women's Soccer • 2015 Women's Soccer • 2015 Women's Soccer • 2015 Women's Soccer • 2015 Women's Soccer • 2015 Women's Soccer

2015 SEC TOURNAMENT November 2-8 • Orange Beach Sportsplex • Orange Beach, Ala.

First Round Monday, Nov. 2	Quarterfinals Wednesday, Nov. 4	Semifinals Friday, Nov. 6	Championship Sunday, Nov. 8
	2 Missouri 1		
7 LSU 2	Match 3 Noon CT 	7 LSU 0	
Match 1 3:30 p.m. CT 	7 LSU 2		
10 Kentucky 1		Match 8 6:00 p.m. CT 	6 Texas A&M 1
	3 Ole Miss 0	6 Texas A&M 1	
	Match 4 2:30 p.m. CT 		
	6 Texas A&M 2		Championship 1:00 p.m. CT 
	1 Florida 2		1 Florida
8 Vanderbilt 2	Match 5 5:00 p.m. CT 	1 Florida 2	
Match 2 6:00 p.m. CT 	8 Vanderbilt 1		
9 Georgia 1		Match 7 3:30 p.m. CT 	1 Florida 2
	4 Auburn 2	4 Auburn 0	
	Match 6 7:30 p.m. CT 		
	5 South Carolina 2		

3OT - AU advances on Pks 5-3

All-Tournament Team

- Kala Faulkner, Auburn
- Brooke Ramsier, Auburn
- Alex Arlitt, LSU
- Natalia Gomez Junco, LSU
- Emily Bates, Texas A&M
- Mikaela Harvey, Texas A&M
- Ally Watt, Texas A&M
- Savannah Jordan, Florida
- Claire Falknor, Florida
- Christen Westphal, Florida
- Meggie Dougherty Howard, Florida

Tournament MVP

Christen Westphal, Florida

NSCAA

November 10

Rk	School	Pv	Record
1	Virginia	1	16-1-2
2	Florida State	4	14-2-4
3	Stanford	3	16-2-1
4	West Virginia	2	16-2-1
5	Florida	5	16-3-1
6	Penn State	9	16-4-2
7	Clemson	6	13-4-1
8	North Carolina	8	14-4-1
9	Rutgers	7	15-3-3
10	Notre Dame	11	13-4-1
11	Southern California	14	13-5-1
12	Santa Clara	15	13-5-2
13	Brigham Young	13	15-2-2
14	Virginia Tech	12	14-3-2
15	Texas Tech	18	13-3-5
16	South Carolina	16	12-4-3
17	California	20	13-5-3
18	Connecticut	10	17-3-0
19	Auburn	19	14-5-1
20	Duke	21	10-5-4
21	Texas A&M	NR	15-5-1
22	South Florida	25	16-3-3
23	Washington State	RV	14-5-0
24	Ole Miss	17	13-5-2
25	Cal State Fullerton	NR	16-3-1

Also receiving votes:

South Alabama 30, Arizona 25, St. John's 19, Princeton 19, Michigan 18, North Texas 14, Northwestern 8, Hofstra 5, **Louisiana State 4**, Minnesota 4, Long Beach State 3, Washington 3, Cincinnati 3, Boston College 1

NCAA RPI

November 9

Rk	School	Record
1	Florida St.	14-2-4
2	Penn St.	16-3-2
3	Virginia	16-1-2
4	Rutgers	16-3-2
5	Stanford	16-2-1
6	Florida	17-3-1
7	West Virginia	16-2-1
8	UConn	17-3-0
9	Clemson	13-4-1
10	Notre Dame	13-4-1
11	South Fla.	15-3-3
12	Virginia Tech	14-3-2
13	Duke	10-5-4
14	Auburn	14-5-1
15	North Carolina	14-4-1
16	South Ala.	17-2-2
17	Texas Tech	13-3-5
18	California	13-5-3
19	BYU	15-2-2
20	Hofstra	13-5-1

Other SEC Teams:

23	Texas A&M	15-6-1
26	South Carolina	12-4-3
29	Ole Miss	13-5-2
40	LSU	13-5-4
56	Kentucky	9-7-4
60	Missouri	9-5-5
67	Tennessee	7-5-6
70	Vanderbilt	9-8-4
124	Mississippi St.	5-10-3
141	Georgia	5-12-1
144	Arkansas	6-11-1
210	Alabama	5-12-2

Week-By-Week Rankings NSCAA/NCAA RPI

	UA	AR	AU	UF	UG	UK	LS
Preseason	-/x	-/x	rv/x	8/x	-/x	16/x	-/x
August 25	-/x	rv/x	16/x	14/x	-/x	rv/x	-/x
September 1	-/x	rv/x	11/x	8/x	-/x	rv/x	-/x
September 8	-/x	-/x	9/x	10/x	-/x	rv/x	rv/x
September 15	-/x	-/x	14/x	12/x	-/x	rv/x	-/x
September 22	-/132	-/137	13/21	9/11	-/98	22/23	rv/32
September 29	-/135	-/114	8/10	12/20	-/116	rv/35	-/40
October 6	-/113	-/96	8/5	12/17	-/116	20/27	-/53
October 13	-/129	-/110	10/3	13/5	-/133	rv/41	-/46
October 20	-/149	-/128	16/4	8/7	-/175	-/39	-/45
October 27	-/193	-/136	19/13	6/6	-/127	-/43	-/44
November 3	-/206	-/135	19/12	5/8	-/124	-/53	-/39
November 10	-/210	-/144	19/14	5/6	-/141	-/56	rv/40
December 8							

	UM	MS	MO	SC	UT	AM	VU
Preseason	-/x	-/x	rv/x	11/x	rv/x	5/x	-/x
August 25	-/x	-/x	-/x	8/x	-/x	4/x	-/x
September 1	-/x	-/x	-/x	16/x	-/x	3/x	-/x
September 8	-/x	-/x	-/x	17/x	-/x	6/x	-/x
September 15	-/x	-/x	-/x	16/x	-/x	5/x	-/x
September 22	rv/35	-/176	-/36	17/18	-/50	4/17	-/67
September 29	rv/33	-/148	-/34	10/12	-/54	16/41	-/72
October 6	rv/39	-/119	rv/31	10/15	-/45	17/34	-/65
October 13	21/27	-/125	-/54	8/17	-/49	22/30	-/64
October 20	13/19	-/122	-/50	17/25	-/60	23/22	-/52
October 27	12/15	-/122	-/51	17/30	-/59	rv/29	-/81
November 3	17/23	-/123	-/50	16/25	-/65	rv/28	-/67
November 10	24/29	-/124	-/60	16/26	-/67	21/23	-/70
December 8							

SEC Players of the Week

8/24	O: Haley Pounds, AM D: Sarah Le Beau, AU F: Kate Hajdu, AM
9/1	O: Savannah Jordan, UF D: Julie Eckel, UT F: Sarah Troccoli, UF
9/7	Co-O: Brooke Sharp, UF Co-O: Katy Keen, UK D: Kala Faulkner, AU F: CeCe Kizer, UM
9/14	O: Jorian Baucom, LS D: Julie Eckel, UT F: Emily Bates, AM
9/21	O: Mallory Eubanks, MS D: Natalia Gomez-Junco, LS F: Simone Wark, SC
9/28	O: Casie Ramsier, AU D: Abbey Crider, SC F: Sarah Le Beau, AU
10/5	O: Janae Cousineau, AM D: Katelyn Jensen, UK F: Taylor Troutman, AU
10/12	O: Lauryn "Red" Bruffett, MS Co-D: Maddie Friedmann, UM Co-D: Christiana Ogunsami, VU F: Marnie Merritt, UM
10/19	O: Taylor Elliott, VU Co-D: Jessica Hiskey, UM Co-D: Catalina Rubiano, LS F: Ally Watt, AM
10/26	O: Savannah Jordan, UF D: Louise Hogrell, UG F: CeCe Kizer, UM
11/2	Co-O: Jorian Baucom, LS Co-O: Lydia Simmons, VU Co-D: Carly Ray, SC Co-D: Danielle Rice, AM F: Reece Christopherson, AR

MAC Hermann Watch List

Mikaela Harvey – Texas A&M
Savannah Jordan – Florida
Christen Westphal – Florida
Hannah Wilkinson – Tennessee

Senior CLASS Award Candidate

Janae Cousineau – Texas A&M

TopDrawerSoccer.com Preseason Best XI teams

First Team Savannah Jordan, UF (F)
Christen Westphal, UF (D)
Freshman.....Katie Cousins, UT (M)

NSCAA National Player of the Week

9/29 Casie Ramsier, AU
10/6 Katelyn Jensen, UK

TopDrawerSoccer.com Player of the Week

10/27 CeCe Kizer, UM
11/24 Danielle Rice, AM

TopDrawerSoccer.com Team of the Week

8/25	McKayla Paulson, AM Kate Hajdu, AM (HM) Jorian Bauchom, LS (HM)
9/2	Alex Arlitt, LS Mikaela Harvey, AM Savannah Jordan, UF
9/8	Kala Faulkner, AU Anna McClung, UT Summer Clarke, LS (HM) Julie Eckel, UT (HM)
9/15	Julie Eckel, UT Celina Jimenez, UA Emily Bates, AM (HM)
9/22	Brooke Ramsier, AU Natalia Gomez-Junco, LS Summer Clarke, LS (HM) Savannah Jordan, UF (HM)
9/29	Casie Ramsier, AU Raina Johnson, SC
10/13	Savannah McCaskill, SC (HM)
10/20	Maddie Friedmann, UM Jessica Hiskey, UM
10/27	CeCe Kizer, UM Savannah Jordan, UF (HM) Louise Hogrell, UG (HM)
11/3	Lydia Simmons, VU
11/10	Christen Westphal, UF
11/17	Ashlynn Harryman, AM
11/24	Danielle Rice, AM Savannah Jordan, UF (HM)

CS360 National Primetime Player of the Week

9/2 Savannah Jordan, UF
9/29 Casie Ramsier, AU

CS360 National Primetime Freshman of the Week

9/15 Emily Bates, AM

CS360 Primetime Performers

9/2	Savannah Jordan, UF Alex Arlitt, LS Julie Eckel, UT
9/15	Emily Bates, AM
9/22	Brooke Ramsier, AU
9/29	Casie Ramsier, AU Raina Johnson, SC
10/6	Katelyn Jensen, UK
10/13	Lauryn Bruffett, MS Maddie Friedmann, UM
10/21	Taylor Elliott, VU Jessica Hiskey, UM

NSCAA 2014-15 Women's College Team Academic Award Winners

Auburn, Karen Hoppa, 3.43
Florida, Becky Burleigh, 3.39
Georgia, Billy Lesesne, 3.17
Kentucky, John Lipsitz, 3.37
Louisiana State, Brian Lee, 3.33
Mississippi, Matthew Mott, 3.71
Mississippi State, Aaron Gordon, 3.42
Missouri, Bryan Blitz, 3.26
South Carolina, Shelley Smith, 3.48
Tennessee, Brian Pensky, 3.36
Texas A&M, G Guerrero, 3.17
Vanderbilt, Darren Ambrose, 3.27



**ALABAMA
CRIMSON TIDE**

Overall: 5-12-2
SEC: 2-9-0

@AlabamaSoccer

Alabama fell, 3-1, at Arkansas on Thursday night at Razorback Field. With the loss, the Crimson Tide concludes the 2015 campaign at 5-12-2 overall, and 2-9 in Southeastern Conference play. Arkansas struck first in the 10th minute as junior Katie Moore collected her third goal of the season when she slammed home a low cross from freshman Reece Christopherson. Arkansas doubled its lead in the 21st minute when a throw-in from Erika Miller found Christopherson. Christopherson then sent a pass towards sophomore Hannah Neece, whose shot hit the back of the net for what would be the eventual game-winning goal. The Tide cut the Arkansas lead in half to 2-1 at the 44:09 mark. Freshman Kayla Mouton scored her first career goal when she pushed the ball down the right side of attack and found the upper-left corner. However, the Razorbacks thwarted any comeback opportunity in the 67th minute when junior Claire Kelley made the score 3-1. Kelley scored when she chipped the ball over Crimson Tide goalkeeper Kat Stratton, which hit off the post and bounced into the back of the net.

2015 SCHEDULE/RESULTS

Aug. 21	at Memphis	L, 0-1
Aug. 23	Troy [SECN+]	W, 1-0
Aug. 28	Wake Forest [SECN+]	T, 0-0 (2OT)
Aug. 30	at Tennessee Tech	L, 1-2
Sept. 4	at Harvard	T, 0-0 (2OT)
Sept. 6	at Rhode Island	L, 0-1
Sept. 11	LSU [SECN+]	W, 3-2 (2OT)
Sept. 13	Southern Miss [SECN+]	W, 1-0
Sept. 18	Kentucky [SECN+]	L, 0-1
Sept. 20	Jacksonville State [SECN+]	W, 2-0
Sept. 25	at Ole Miss [SECN+]	L, 2-3
Sept. 27	at #17 South Carolina [SECN+]	L, 0-3
Oct. 1	#8 Auburn [SEC Network]	L, 1-2 (2OT)
Oct. 9	at #17 Texas A&M [SECN+]	L, 0-4
Oct. 11	Tennessee	L, 1-3
Oct. 16	at Georgia [SECN+]	W, 1-0 (2OT)
Oct. 23	Missouri [SECN+]	L, 1-2 (OT)
Oct. 25	Mississippi State [ESPNU]	L, 1-2
Oct. 29	at Arkansas [SECN+]	L, 1-3

All times Eastern and subject to change



**ARKANSAS
RAZORBACKS**

Overall: 6-11-1
SEC: 2-8-1

@RazorbackSoccer

Arkansas soccer capped their 2015 season on a high note by beating the Alabama Crimson Tide 3-1 Thursday night at Razorback Field. Junior forward Katie Moore struck the first blow for the Hogs by scoring in the ninth minute, assisted by freshman midfielder Reece Christopherson. The goal was the Hogs' first score in more than 369 minutes of play, and it set the tone for the rest of the game. Arkansas won on both sides of the pitch throughout the match, outshooting Alabama 14-10 and tallying 10 corners vs. Alabama's six. Defensively, Cameron Carter notched one save in the first period and Jordan Harris recorded two in the second. Christopherson would have a total of two helpers in the match, with her second leading to sophomore defender Hannah Neece scoring her first goal of the season in the 20th minute. Alabama's Alexis Mouton would score a goal late in the first period with less than a minute left before the half to keep the game within reach for the Crimson Tide. But Arkansas entered half time in a very favorable position; the Razorbacks were 4-0-1 this season when leading at the half, and 5-2-1 when scoring first. Junior midfielder Claire Kelley would seal the game for the Hogs with her team-leading seventh goal in the 59th minute to extend Arkansas' lead 3-1. The end of another chapter in Razorback soccer history spells the arrival of the upcoming season in 2016, and all of the new challenges, hopes, and goals associated with a fresh, new start.

2015 SCHEDULE/RESULTS

Aug. 21	Stephen F. Austin [SECN+]	W, 4-1
Aug. 23	TCU [SECN+]	W, 1-0
Aug. 28	at Yale	W, 4-1
Aug. 30	at #6 Penn State	L, 2-4
Sept. 6	at Rice	L, 1-2
Sept. 11	Tennessee [SECN+]	L, 0-1
Sept. 13	UMKC [SECN+]	W, 1-0
Sept. 17	Kansas [SECN+]	L, 1-2 (OT)
Sept. 20	Mississippi State [SEC Network]	L, 1-2
Sept. 25	at Georgia [SECN+]	W, 2-1
Sept. 27	at #22 Kentucky [SECN+]	L, 1-2
Oct. 2	#10 South Carolina [SECN+]	T, 2-2 (2OT)
Oct. 9	Ole Miss [SECN+]	L, 1-2 (2OT)
Oct. 11	at Vanderbilt [SECN+]	L, 0-1
Oct. 15	LSU [SEC Network]	L, 0-1
Oct. 23	at #23 Texas A&M [SECN+]	L, 0-1
Oct. 25	at #8 Florida [SECN+]	L, 0-4
Oct. 29	Alabama [SECN+]	W, 3-1

All times Eastern and subject to change



**AUBURN
TIGERS**

Overall: 16-6-1
SEC: 7-4-0

@AuburnSoccer

Auburn endured its toughest match of the season Sunday, going toe-to-toe with the defending national champion and top-seeded Florida State Seminoles, but could not break through with the goals it needed as it fell, 2-0, in the Round of 16, ultimately ending its season. The loss ends Auburn's historical season with a 16-6-1 overall record. The 16 wins set a new program record for wins in a season and the Tigers played their first Sweet 16 game in program history. Kala Faulkner finishes her career with 91 games played, just one off the school-record set by Mary Coffed. Faulkner was also a major part of the nine shutouts notched this year including a streak of six-straight to open the season. Auburn finishes the 2015 season with a 16-6-1 record, seven wins coming in conference play. Sarah Le Beau finished with an identical record between the pipes, making 81 saves this season with nine shutouts. On the offensive end, 11 different players scored at least one goal for Auburn. Casie Ramsier led all Auburn goal scorers with 12 goals, tying for the second-most in a season by an Auburn player. Brooke Ramsier, who notched her 11th assist of the season Friday against Texas Tech, finished tops on the team in that category with 17 points, both new career-highs for a season.

2015 SCHEDULE/RESULTS

Aug. 21	at UC Irvine	W, 1-0
Aug. 23	at Long Beach State	W, 1-0 (2OT)
Aug. 28	UAB [SECN+]	W, 4-0
Aug. 30	Furman [SECN+]	W, 2-0
Sept. 4	Samford [SECN+]	W, 2-0
Sept. 6	Ole Dominion [SECN+]	W, 1-0
Sept. 11	at Missouri [SECN+]	L, 1-2
Sept. 13	South Alabama [SECN+]	W, 2-1
Sept. 20	at Tennessee [SEC Network]	W, 3-1
Sept. 25	LSU [SECN+]	W, 3-2 (2OT)
Sept. 27	#9 Florida [SECN+]	W, 3-2
Oct. 1	at Alabama [SEC Network]	W, 2-1 (2OT)
Oct. 8	at #10 South Carolina [SEC Net]	L, 0-2
Oct. 11	#17 Texas A&M [SECN+]	W, 2-0
Oct. 16	at #21 Ole Miss [SECN+]	L, 0-2
Oct. 23	Kentucky [SECN+]	W, 2-1
Oct. 25	Georgia [SECN+]	L, 0-1
Oct. 29	at Mississippi State [SECN+]	W, 3-0
Nov. 4	1-#16 S. Carolina [SEC Network]	T, 2-2 (3OT) <i>(Auburn advanced on PKs, 5-3)</i>
Nov. 6	1-#5 Florida [SEC Network]	L, 0-2
Nov. 14	2-Southeastern La. [SECN+]	W, 1-0
Nov. 20	2-vs. Texas Tech	W, 3-2 (OT)
Nov. 22	2-at Florida State	L, 0-2

All times Eastern and subject to change; 1-SEC Tournament (Orange Beach, Ala.); 2-NCAA Tournament



FLORIDA GATORS

Overall: 19-4-1
SEC: 8-2-1

@GatorZoneSoccer

Florida's season ended with a 2-1 loss to Duke in NCAA Third Round action. Sarah Troccoli's goal was her sixth - that total ranks third among the Gators' 2015 goal scorers. Senior defenders Claire Falknor and Christen Westphal both played the entirety of the match for the 21st time in 2015. For Westphal, it was the 77th complete match of her career - one behind the Gators' All-Time leader Lauren Hyde (78 / 2006-09 seasons). Westphal's career tally of 8,486 minutes also is second all-time among Florida field players (Hyde - 8,595 minutes). Her 94 consecutive starts is second all-time (Karyn Hall, 100 consecutive starts, 1998-01). This was Florida's 11th appearance in the NCAA Round of 16. The Gators were looking for its second consecutive Elite Eight berth and sixth in the program's 19 NCAA appearances. Florida's 19 wins in 2015 matches the sixth-highest season total in the program's 21-year history. The Gators were 10-4 in matches decided by a goal in 2015. Florida is now 30-16-4 all-time in NCAA play. That win total stands No. 12 among the 235 Division I teams which have appeared in the NCAA Soccer Championship since it began in 1982.

2015 SCHEDULE/RESULTS

Aug. 21	at #17 UCF	W, 2-0
Aug. 23	at Ohio State	L, 0-1 (OT)
Aug. 27	at Miami (FL)	W, 4-2
Aug. 30	#1 Florida State [SEC Network]	W, 3-2
Sept. 4	Oklahoma State [SECN+]	W, 3-2 (OT)
Sept. 10	#6 Texas A&M [SEC Network]	L, 1-2
Sept. 13	at Jacksonville	W, 4-0
Sept. 18	Ole Miss [SECN+]	W, 4-1
Sept. 20	at Florida International	W, 6-1
Sept. 25	at Vanderbilt [SECN+]	W, 3-2
Sept. 27	at #13 Auburn [SECN+]	L, 2-3
Oct. 2	Kentucky [SECN+]	T, 1-1 (2OT)
Oct. 9	at Tennessee	W, 2-1
Oct. 11	LSU [SECN+]	W, 2-1
Oct. 16	at Mississippi State [SECN+]	W, 2-1
Oct. 22	#17 South Carolina [SEC Net]	W, 2-1 (2OT)
Oct. 25	Arkansas [SECN+]	W, 4-0
Oct. 29	at Georgia [SEC Network]	W, 3-0
Nov. 4	1-Vanderbilt [SEC Network]	W, 2-1
Nov. 6	1-#19 Auburn [SEC Network]	W, 2-0
Nov. 8	1-Texas A&M [ESPNU]	W, 2-1
Nov. 14	2-Western Michigan [SECN+]	W, 1-0
Nov. 20	2-William & Mary [SECN+]	W, 5-2
Nov. 22	2-Duke [SECN+]	L, 1-2

All times Eastern and subject to change; 1-SEC Tournament (Orange Beach, Ala.); 2-NCAA Tournament



GEORGIA BULLDOGS

Overall: 5-12-1
SEC: 4-7-0

@UGAWomensSoccer

A late Georgia comeback fell short as the UGA soccer team lost to Vanderbilt, 2-1, in the first round of the SEC Soccer Tournament Monday night. Goals from Vanderbilt's Simone Charley and Taylor Elliot proved to be the deciding factor despite a late goal from freshman Sydney Shultis in the 79th minute. The Bulldogs are now 11-17-1 all-time in the SEC soccer tournament. The trip marked the tenth time in the last 11 seasons that UGA earned a birth to Orange Beach. After a back and forth first 39 minutes, the Commodores scored the game's first goal as Simone Charley raced past the Bulldogs' defense. The second-half opened with much of the same intensity until Vanderbilt's Taylor Elliot finished a header off of a cross from Kelsey Tillman in the 69th minute to give the Commodores a 2-0 lead. Sydney Shultis made things interesting in the 79th minute burying a rocket in the upper 90 from 18 yards out. The goal breathed new life into the Bulldogs, but the squad was unable to finish off the comeback, ultimately falling 2-1. Georgia outshot Vanderbilt 21 to 17 overall and earned one more corner kick, 5-4. Georgia goalkeeper Louise Hogrell finished the contest with six saves. Marion Crowder both led the team with four shots. The loss concludes the 2015 season for the Bulldogs.

2015 SCHEDULE/RESULTS

Aug. 21	at High Point	T, 0-0 (2OT)
Aug. 23	at Wake Forest	L, 0-4
Aug. 28	at #20 Texas Tech	L, 1-2
Aug. 30	at Oklahoma State	L, 0-4
Sept. 4	#13 Clemson [SECN+]	L, 0-1
Sept. 11	#17 South Carolina [SECN+]	L, 1-3
Sept. 13	at Samford	W, 1-0
Sept. 17	at LSU [SEC Network]	L, 3-4
Sept. 25	Arkansas [SECN+]	L, 1-2
Sept. 27	#4 Texas A&M [ESPNU]	W, 2-1
Oct. 2	at Tennessee	L, 0-1
Oct. 9	Mississippi State [SECN+]	W, 2-0
Oct. 11	at Missouri [SECN+]	L, 0-2
Oct. 16	Alabama [SECN+]	L, 0-1 (2OT)
Oct. 23	at Vanderbilt [SECN+]	W, 3-1
Oct. 25	at #16 Auburn [SECN+]	W, 1-0
Oct. 29	#6 Florida [SEC Network]	L, 0-3
Nov. 2	1-Vanderbilt [SEC Network]	L, 1-2

All times Eastern and subject to change; 1-SEC Tournament (Orange Beach, Ala.)



KENTUCKY WILDCATS

Overall: 9-7-4
SEC: 3-5-3

@UKWomensSoccer

Kentucky closed the book on its 2015 season Monday night, suffering a 2-1 defeat to the LSU Tigers for the second time in five days, as the Wildcats bowed out of the Southeastern Conference Tournament opening round at the Orange Beach SportsPlex in Orange Beach, Ala. The Wildcats scored the match's opening goal in the 24th minute as Mexican International Tanya Samarzich scored on a goal from Cara Ledman to put UK up early. Off a referee from a corner kick, Samarzich got the ball from 10 yards out and put home a greatly-served ball from Ledman back across the face of goal into the back of the net with the outside of her foot for the 1-0 lead. UK took that 1-0 lead into the break having seven shots in the opening 45 and two of them on goal. UK also had five corner kicks in the half and did not concede one in the frame. Kentucky conceded its first goal of the match in the 47th minute, as Natalia Gomez-Junco scored from 22 yards out on a rebounded corner kick on a teasing ball into the box. The Tigers then took the lead again in the 54th minute as Gabriela Maldonado scored for LSU off a corner kick as both LSU goals were scored off corner kicks. Katelyn Jensen, who had one of the best freshman seasons in net for a Kentucky keeper, had seven saves on the night. Jensen faced 15 shots on the night with nine of the Tigers' shots coming on goal.

2015 SCHEDULE/RESULTS

Aug. 21	#20 Washington [SECN+]	W, 1-0
Aug. 23	San Diego State [SECN+]	L, 0-2
Aug. 28	UNC Greensboro [SECN+]	W, 3-0
Aug. 30	Toledo [SECN+]	W, 7-0
Sept. 4	Louisville [SECN+]	W, 1-0
Sept. 6	Ohio [SECN+]	W, 3-0
Sept. 11	at Ole Miss [SEC Network]	W, 4-2
Sept. 13	Wisconsin [SEC Network]	T, 0-0 (2OT)
Sept. 18	at Alabama [SECN+]	W, 1-0
Sept. 20	Butler [SECN+]	W, 4-1
Sept. 25	Missouri [SECN+]	L, 1-3
Sept. 27	Arkansas [SECN+]	W, 2-1
Oct. 2	at #12 Florida [SECN+]	T, 1-1 (2OT)
Oct. 9	Vanderbilt [SECN+]	T, 0-0 (2OT)
Oct. 11	at Mississippi State [SECN+]	L, 0-3
Oct. 16	#22 Texas A&M [SECN+]	L, 0-1
Oct. 23	at #16 Auburn [SECN+]	L, 1-2
Oct. 25	at Tennessee [SEC Network]	T, 1-1 (2OT)
Oct. 29	LSU [SECN+]	L, 2-3
Nov. 2	1-LSU [SEC Network]	L, 1-2

All times Eastern and subject to change; 1-SEC Tournament (Orange Beach, Ala.)



@LSUSoccer

**LSU
TIGERS**

Overall: 13-6-4
SEC: 5-4-2

While the LSU Tigers made their return to the NCAA Division I Women's Soccer Tournament in Saturday's first-round match, it was the homestanding South Alabama Jaguars advancing to the Round of 32 as Danielle Henley, Rio Hardy and Charde Hannah each found the scoresheet in their 4-0 victory at The Cage. The Tigers saw their 2015 season come to an end in the NCAA Tournament for the fifth time in program history as they made their first appearance in postseason play since the 2011 campaign. The Tigers were awarded an at-large berth into this year's NCAA Tournament by the selection committee on Monday following their run to the SEC Tournament semifinals a week ago. They were unbeaten for six-straight matches before their semifinal defeat to Texas A&M last Friday while posting a 5-1-1 mark in their last seven matches heading into postseason play. The Tigers left the SEC Tournament in Orange Beach ranked No. 40 in the final Ratings Percentage Index released by the NCAA following Monday's NCAA Tournament Selection Show while boasting a resume with wins over No. 13 Duke and No. 39 Minnesota, a draw with No. 26 South Carolina and a record of 7-4-3 against the RPI Top 80 to earn their fifth NCAA Tournament bid in program history.

2015 SCHEDULE/RESULTS

Aug. 21	at Oregon	W, 2-1
Aug. 25	Northwestern State	T, 1-1 (2OT)
Aug. 28	Western Kentucky	W, 4-1
Aug. 30	Minnesota	W, 1-0
Sept. 4	Ball State	T, 1-1 (2OT)
Sept. 6	Indiana [SECN+]	W, 4-0
Sept. 11	at Alabama [SECN+]	L, 2-3 (2OT)
Sept. 13	#21 Duke	W, 1-0
Sept. 17	Georgia [SEC Network]	W, 4-3
Sept. 20	Marquette [SECN+]	W, 5-1
Sept. 25	at #13 Auburn [SECN+]	L, 2-3 (2OT)
Sept. 27	at Ole Miss [SECN+]	L, 0-2
Oct. 2	Vanderbilt [SECN+]	T, 0-0 (2OT)
Oct. 9	Missouri [SECN+]	W, 2-1
Oct. 11	at #12 Florida [SECN+]	L, 1-2
Oct. 15	at Arkansas [SEC Network]	W, 1-0
Oct. 23	Mississippi State	W, 1-0
Oct. 25	#17 South Carolina	T, 1-1
Oct. 29	at Kentucky [SECN+]	W, 3-2
Nov. 2	1-Kentucky [SEC Network]	W, 2-1
Nov. 4	1-Missouri [SEC Network]	W, 2-1
Nov. 6	1-Texas A&M [SEC Network]	L, 0-1
Nov. 14	2-at South Alabama	L, 0-4

All times Eastern and subject to change; 1-SEC Tournament (Orange Beach, Ala.); 2-NCAA Tournament



@OleMissSoccer

**OLE MISS
REBELS**

Overall: 14-5-4
SEC: 7-4-0

Ole Miss's historic and incredible run in the NCAA Championship came to a heartbreaking end Sunday at Riggs Field, as No. 21 Texas A&M advanced on to the elite eight after a 5-4 penalty kick shootout. Not even 48 hours after advancing on a 5-4 penalty kick result against host No. 7 Clemson Friday night, the Rebels came back out Sunday with an unbelievable energy and passion that came up just short. Picked to finish 10th in the preseason poll, the Rebels placed third in the SEC and earned the highest national ranking in school history. Ole Miss ended the 2015 campaign with a record of 14-5-4 and made the NCAA Sweet 16 for the first time ever. Seven Ole Miss seniors closed out their collegiate careers, as Samantha Sanders, Bethany Bunker, Maddie Friedmann, Jessica Hiskey, Olivia Harrison, Jennifer Miller and Georgia Russell tied for the most wins of any senior class in Ole Miss soccer history with 51 over a four-year span.

2015 SCHEDULE/RESULTS

Aug. 21	at Florida Gulf Coast	T, 0-0 (2OT)
Aug. 23	Boise State [SECN+]	W, 4-0
Aug. 28	Louisiana-Lafayette [SECN+]	W, 3-1
Aug. 30	Austin Peay [SECN+]	W, 5-0
Sept. 4	UCF [SECN+]	T, 2-2 (2OT)
Sept. 6	Arkansas-Little Rock [SECN+]	W, 1-0 (OT)
Sept. 11	Kentucky [SEC Network]	L, 2-4
Sept. 13	Louisville [SECN+]	W, 2-1
Sept. 18	at #12 Florida [SECN+]	L, 1-4
Sept. 20	at Memphis	W, 2-1 (OT)
Sept. 25	Alabama [SECN+]	W, 3-2
Sept. 27	LSU [SECN+]	W, 2-0
Oct. 2	at Missouri [SECN+]	L, 1-2
Oct. 9	at Arkansas [SECN+]	W, 2-1 (2OT)
Oct. 11	#10 South Carolina [SECN+]	W, 2-0
Oct. 16	#10 Auburn [SECN+]	W, 2-0
Oct. 23	at Tennessee	W, 2-0
Oct. 25	at #23 Texas A&M [SECN+]	W, 4-3
Oct. 29	Vanderbilt [SECN+]	L, 0-1
Nov. 4	1-Texas A&M [SEC Network]	L, 0-2
Nov. 13	2-Murray State [SECN+]	W, 1-0
Nov. 20	2-at Clemson	T, 1-1 (3OT)
<i>(Ole Miss advanced on PKs, 5-4)</i>		
Nov. 22	2-vs. Texas A&M	T, 1-1 (3OT)
<i>(Texas A&M advanced on PKs, 5-4)</i>		

All times Eastern and subject to change; 1-SEC Tournament (Orange Beach, Ala.); 2-NCAA Tournament



@HailStateSOC

**MISSISSIPPI STATE
BULLDOGS**

Overall: 5-10-3
SEC: 3-6-2

In front of a Thursday night crowd of 845, Mississippi State fell to No. 19 Auburn 3-0 to cap the 2015 season. The win for Auburn places the Tigers in the top half of the conference standings, while the Bulldogs narrowly missed the SEC Tournament by only a point. In the 12th minute of the match Auburn would go on top 1-0, after Casie Ramsier netted her 11th goal of the season. The Tigers would carry the 1-0 margin until the 36th minute, when Ramsier would strike again for her second goal. Logan Beal scored Auburn's final goal of the match only a minute later, to seal the win for the Tigers at 3-0. The Bulldogs held the Tigers to only three shots in the second half, holding Auburn scoreless the rest of the game. Between the posts, sophomore Tanya de Souza saved three shots in the match while going the full 90 minutes. The Tigers edged out MSU in shots (19-13) and corners (5-3), while MSU turned in more shots on goal (7-6). Thursday's match would mark the final outing for senior Shelby Jordan, with the Jackson, Tenn., native receiving the starting nod and playing 42 minutes. Wrapping up the 2015 season, the Bulldogs turned in the most wins in a season since 2012, while the three conference wins were the most since 2011. The 105 corner kicks in the season ranks as the most in a season since 2001 (108).

2015 SCHEDULE/RESULTS

Aug. 21	South Alabama [SECN+]	L, 0-1
Aug. 23	Murray State [SECN+]	L, 1-2
Aug. 28	at Florida Gulf Coast	L, 0-2
Aug. 30	at South Florida	L, 0-3
Sept. 4	Nicholls State [SECN+]	W, 4-0
Sept. 6	Southern Miss [SECN+]	T, 0-0 (2OT)
Sept. 11	at Vanderbilt [SECN+]	L, 1-2
Sept. 13	at Lipscomb	W, 2-0
Sept. 20	at Arkansas [SEC Network]	W, 2-1
Sept. 25	Tennessee [SECN+]	T, 0-0 (2OT)
Sept. 27	Missouri [SECN+]	T, 1-1 (2OT)
Oct. 2	at #16 Texas A&M [SECN+]	L, 0-4
Oct. 9	at Georgia [SECN+]	L, 0-2
Oct. 11	#20 Kentucky [SECN+]	W, 3-0
Oct. 16	#13 Florida [SECN+]	L, 1-2
Oct. 23	at LSU	L, 0-1
Oct. 25	at Alabama [ESPNU]	W, 2-1
Oct. 29	#19 Auburn [SECN+]	L, 0-3

All times Eastern and subject to change



**MISSOURI
TIGERS**

Overall: 9-5-5
SEC: 7-2-2

@MizzouSoccer

Mizzou staged a comeback but fell short with a 2-1 loss to LSU in the SEC Tournament quarterfinals on Wednesday, Nov. 4 in Orange Beach, Ala. Down 2-0 at the half, sophomore Kaitlyn Clark cored in the 59th minute but Missouri could not find the equalizer. Thirteen minutes into the second half, Clark received the ball in Mizzou's attacking end. The midfielder dribbled around the LSU defense, turned the ball to her right foot and unleashed a screamer into the upper right corner of the net for a 2-1 game. It was Clark's second goal and eighth point of the year. Less than three minutes later, Clark was alone in the box and took a shot on goal but the LSU defense was there to knock away the potential equalizer before it crossed the goal line. Missouri kept up its offensive pressure but could not get the ball on net. With just over a minute left on the clock, senior Reagan Russell sent a driven cross in front of the goal. Sophomore Alli Magaletta dove and got her head on the ball near the far post but her flick flew wide left of the net. LSU got on the board in the 10th minute of action when Alex Thomas knocked home a rebound off the foot of Debbie Hahn for an early 1-0 edge. After a number of near misses from Mizzou, LSU's Summer Clarke found Gabriela Maldonado to double LSU's advantage to 2-0 in the 18th minute. Mizzou outshot LSU 22-14, including an 11-5 edge in the second half. Missouri also had eight corner kicks to LSU's two. Redshirt sophomore keeper Kristen Rivers made three saves in goal.

2015 SCHEDULE/RESULTS

Aug. 21	TCU [SECN+]	W, 2-0
Aug. 23	SMU [SECN+]	T, 1-1 (2OT)
Aug. 28	at Indiana	L, 0-1
Aug. 30	at Purdue	W, 3-2 (2OT)
Sept. 4	Oregon State [SECN+]	T, 0-0 (2OT)
Sept. 6	at Northwestern	T, 0-0 (2OT)
Sept. 11	#9 Auburn [SECN+]	W, 2-1
Sept. 13	Nebraska [SECN+]	L, 0-1
Sept. 20	#16 South Carolina [ESPNU]	L, 0-1
Sept. 25	at #22 Kentucky [SECN+]	W, 3-1
Sept. 27	at Mississippi State [SECN+]	T, 1-1 (2OT)
Oct. 2	Ole Miss [SECN+]	W, 2-1
Oct. 9	at LSU [SECN+]	L, 1-2
Oct. 11	Georgia [SECN+]	W, 2-0
Oct. 18	Tennessee [ESPNU]	W, 3-1
Oct. 23	at Alabama [SECN+]	W, 2-1 (OT)
Oct. 25	at Vanderbilt [SECN+]	W, 1-0
Oct. 29	Texas A&M [SEC Network]	T, 1-1 (2OT)
Nov. 4	1-LSU [SEC Network]	L, 1-2

All times Eastern and subject to change; 1-SEC Tournament (Orange Beach, Ala.)



**SOUTH CAROLINA
GAMECOCKS**

Overall: 12-5-3
SEC: 6-3-2

@GamecockWSoccer

Making its ninth NCAA Tournament appearance, the South Carolina women's soccer team suffered a 2-0 first round loss to UNCW on Friday night at Stone Stadium. The Seahawks opened the scoring in the 12th minute after the Gamecocks were caught on the counterattack. Forward Maddie McCormick set up the scoring chance, as she threaded a pass from the midfield to midfielder Katrina Guillou, who collected the ball before slipping it past South Carolina goalkeeper Caroline Kelly from eight yards out. UNCW pushed the lead to 2-0 in the 85th minute following its eighth corner kick of the match. The ball from the corner found Guillou at the top of the box, and the midfielder fired a shot that deflected off the hands of Kelly and fell to Lauren Nalevaiko directly in front of the box. Nalevaiko used her head to send the ball into the back of the net for her first goal of the season. Kelly finished with three saves for a South Carolina team that finished the match with a 12-11 shot advantage. Each team recorded eight shots in the second half, while the Seahawks attempted eight corners compared to four for South Carolina.

2015 SCHEDULE/RESULTS

Aug. 21	Northeastern [SECN+]	W, 4-1
Aug. 23	Oklahoma [SECN+]	W, 2-1 (2OT)
Aug. 28	at #23 Clemson	L, 1-2
Aug. 30	Coastal Carolina [SECN+]	W, 3-2
Sept. 4	Colgate [SECN+]	W, 2-0
Sept. 7	at Charlotte	W, 4-1
Sept. 11	at Georgia [SECN+]	W, 3-1
Sept. 14	Kennesaw State [SECN+]	W, 6-0
Sept. 20	at Missouri [ESPNU]	W, 1-0
Sept. 24	#4 Texas A&M [SEC Network]	W, 2-1
Sept. 27	Alabama [SECN+]	W, 3-0
Oct. 2	at Arkansas [SECN+]	T, 2-2 (2OT)
Oct. 8	#8 Auburn [SEC Network]	W, 2-0
Oct. 11	at Ole Miss [SECN+]	L, 0-2
Oct. 16	Vanderbilt [SECN+]	L, 1-2 (OT)
Oct. 22	at #8 Florida [SEC Network]	L, 1-2 (2OT)
Oct. 25	at LSU	T, 1-1
Oct. 29	Tennessee [SECN+]	W, 4-0
Nov. 4	1-#19 Auburn [SEC Network]	T, 2-2 (3OT)
		(Auburn advanced on PKs, 5-3)
Nov. 13	2-UNCW [SECN+]	L, 0-2

All times Eastern and subject to change; 1-SEC Tournament (Orange Beach, Ala.); 2-NCAA Tournament



**TENNESSEE
VOLUNTEERS**

Overall: 7-5-6
SEC: 3-5-3

@Vol_Soccer

Tennessee gave up three goals in the first 15 minutes and was unable to recover in a 4-0 loss to No. 17 South Carolina on Thursday night at Eugene E. Stone III Stadium in Columbia, S.C. On its Senior Night, a pair of South Carolina seniors combined for the first three goals and the Gamecocks held on the rest of the way for their 12th win of the year. Emily Bollinger scored her first goal of the season after a defensive miscue by the Volunteers in the fifth minute and Carly Ray added back-to-back goals off of corner kicks in the 10th and 15th minutes to extend the lead to 3-0. Julie Eckel made a couple of fantastic saves for the Vols in the first half to keep the deficit at three heading into the break. Unfortunately, Tennessee was unable to generate much offense in the opening 45 minutes, posting just three shots and only one on goal. The second half wasn't much better for the Big Orange as the Gamecocks added to their lead in 73rd minute on a goal by Lindsey Lane to make it 4-0 with just under 20 minutes to play. Tennessee was outshot 21-5 for the game and was held to its lowest shot total this season. Anna Bialczak led the team with two shots and one on goal while Eckel made six saves on the night. South Carolina's four goals marked the most Tennessee has allowed in a game this season, topping the previous high of three surrendered against No. 12 Florida and Missouri. With the loss, the Vols will miss out on the SEC Tournament after losing a three-way tie breaker with Georgia and Kentucky, who earned the ninth and 10th seeds, respectively.

2015 SCHEDULE/RESULTS

Aug. 21	Lipscomb [SECN+]	T, 0-0 (2OT)
Aug. 23	Georgia Southern [SECN+]	W, 2-0
Aug. 28	at Liberty	T, 0-0 (2OT)
Aug. 30	at #9 Virginia Tech	T, 1-1 (2OT)
Sept. 4	Navy	W, 3-0
Sept. 6	Murray State [SECN+]	W, 3-0
Sept. 11	at Arkansas [SECN+]	W, 1-0
Sept. 13	Belmont [SECN+]	W, 8-0
Sept. 20	#14 Auburn [SEC Network]	L, 1-3
Sept. 25	at Mississippi State [SECN+]	T, 0-0 (2OT)
Sept. 27	at Vanderbilt [SEC Network]	T, 1-1 (2OT)
Oct. 2	Georgia	W, 1-0
Oct. 9	#12 Florida [SECN+]	L, 1-2
Oct. 11	at Alabama	W, 3-1
Oct. 18	at Missouri [ESPNU]	L, 1-3
Oct. 23	#13 Ole Miss [SECN+]	L, 0-2
Oct. 25	Kentucky [SEC Network]	T, 1-1 (2OT)
Oct. 29	at #17 South Carolina [SECN+]	L, 0-4

All times Eastern and subject to change



**TEXAS A&M
AGGIES**

Overall: 17-6-2
SEC: 6-4-1

@AggieSoccer



**VANDERBILT
COMMODORES**

Overall: 9-8-4
SEC: 4-4-1

@VandySoccer

After Danielle Rice came up with a penalty kick save on a shot by Ole Miss's Gretchen Harknett in the sixth round of the shootout, Sarah Shaw found the back of the net with her missile to send the No. 21 Texas A&M Aggies to their sixth NCAA Elite Eight, including their second consecutive appearance. The match went to a penalty kick shootout after the teams played to a 1-1 draw through 110 minutes at Riggs Field. Ole Miss jumped to an early edge in the shootout as Jessica Hiskey made her shot and Karlie Mueller's offering hit a post. The second round found the Rebels' Jennifer Miller and A&M's Kristi Leonard making shots. Things evened out in the third round as Rice made a stop on Bethany Bunker's shot and Ally Watt hit net a laser. The shootout was tied 4-4 after the mandatory five rounds with Addie Forbus and Marnie Merritt finding success for Ole Miss and Brittany Crabtree and Haley Pounds striking gold for the Aggies. With the shootout in sudden death, Rice gave the Aggies the chance to advance as she stonewalled Harknett on a shot to the left. Shaw struck her shot with confidence and the Maroon and White stormed the field in celebration. The Aggies continued their run of success in penalty kick shootouts, advancing for the 10th consecutive time, including seven advances in NCAA Championship play.

2015 SCHEDULE/RESULTS

Aug. 21	at Rice	W, 4-2
Aug. 23	Northwestern State [SECN+]	W, 3-0
Aug. 28	UC Irvine [SECN+]	W, 4-0
Aug. 30	Florida Atlantic [SECN+]	W, 2-0
Sept. 4	at #5 Florida State	L, 1-3
Sept. 6	Abilene Christian [SECN+]	W, 4-1
Sept. 10	at #10 Florida [SEC Network]	W, 2-1
Sept. 13	at Dayton	W, 3-1
Sept. 18	Vanderbilt [SEC Network]	W, 1-0
Sept. 20	North Texas [SECN+]	W, 2-1 (2OT)
Sept. 24	at #17 S. Carolina [SEC Network]	L, 1-2
Sept. 27	at Georgia [ESPNU]	L, 1-2
Oct. 2	Mississippi State [SECN+]	W, 4-0
Oct. 9	Alabama [SECN+]	W, 4-0
Oct. 11	at #8 Auburn [SECN+]	L, 0-2
Oct. 16	at Kentucky [SECN+]	W, 1-0
Oct. 23	Arkansas [SECN+]	W, 1-0
Oct. 25	#13 Ole Miss [SECN+]	L, 3-4
Oct. 29	at Missouri [SEC Network]	T, 1-1 (2OT)
Nov. 4	1-#17 Ole Miss [SEC Network]	W, 2-0
Nov. 6	1-LSU [SEC Network]	W, 1-0
Nov. 8	1-#5 Florida [ESPNU]	L, 1-2
Nov. 13	2-Washington [SECN+]	W, 2-1
Nov. 20	2-vs. North Carolina	W, 1-0
Nov. 22	2-vs. Ole Miss	T, 1-1 (3OT)
	(Texas A&M advanced on PKs, 5-4)	
Nov. 27	2-at Florida State	2:00 p.m.

All times Eastern and subject to change; 1-SEC Tournament (Orange Beach, Ala.); 2-NCAA Tournament

Vanderbilt's first trip to the SEC Tournament in five years came to an end on Wednesday night. The Commodores suffered a 2-1 loss to the top-seeded Gators in the quarterfinals at the Orange Beach Sportsplex. Florida, the SEC regular season champ and ranked fifth in the country, scored the game winner in the 75th minute to most likely end the season for No. 8 seed Vanderbilt. Under first-year coach Darren Ambrose, VU recorded its most wins and first winning season since 2009. A 2-1 victory over Georgia in the first round of the SEC Tournament on Monday was the program's first tournament victory since 2005. The team also allowed its fewest goals (23) since 2006. It was Vanderbilt's second one-goal loss of the season to Florida, which won the shooting battle 24-7. The Commodores finished the season 2-3-1 against ranked opponents, notching wins over then-No. 8 South Carolina and No. 12 Ole Miss, a tie over No. 20 Kentucky and losses to No. 5 Texas A&M and twice to Florida. The win over No. 8 South Carolina marked the highest ranked opponent Vanderbilt has ever beaten since the NSCAA started compiling rankings in 1996.

2015 SCHEDULE/RESULTS

Aug. 21	Miami (OH) [SECN+]	L, 0-1
Aug. 23	at Cincinnati	L, 0-1
Aug. 28	at Gonzaga	W, 3-2 (OT)
Aug. 30	at Seattle	L, 1-3
Sept. 4	Dartmouth [SECN+]	W, 1-0
Sept. 6	Lipscomb [SECN+]	W, 2-0
Sept. 11	Mississippi State [SECN+]	W, 2-1
Sept. 13	High Point [SECN+]	T, 1-1 (2OT)
Sept. 18	at #5 Texas A&M SEC Network]	L, 0-1
Sept. 20	Evansville [SECN+]	W, 2-1
Sept. 25	#9 Florida [SECN+]	L, 2-3
Sept. 27	Tennessee [SEC Network]	T, 1-1 (2OT)
Oct. 2	at LSU [SECN+]	T, 0-0 (2OT)
Oct. 9	at #20 Kentucky [SECN+]	T, 0-0 (2OT)
Oct. 11	Arkansas [SECN+]	W, 1-0
Oct. 16	#8 South Carolina [SECN+]	W, 2-1 (OT)
Oct. 23	Georgia [SECN+]	L, 1-3
Oct. 25	Missouri [SECN+]	L, 0-1
Oct. 29	at #12 Ole Miss [SECN+]	W, 1-0
Nov. 2	1-Georgia [SEC Network]	W, 2-1
Nov. 4	1-#5 Florida [SEC Network]	L, 1-2

All times Eastern and subject to change; 1-SEC Tournament (Orange Beach, Ala.)



**2015 Southeastern Conference
TEAM LEADERS
Through games of Nov 24, 2015 (All games)**



Team Miscellaneous	GP	Shots	Fouls	Offside	Corners	PK-PKA	YC-RC
Alabama	19	293	198	48	99	3-1	14-3
Arkansas	18	244	204	32	103	1-0	12-0
Auburn	23	374	223	30	142	4-3	11-0
Florida	24	366	204	52	135	4-3	17-0
Georgia	18	215	159	30	76	3-3	12-1
Kentucky	20	267	184	41	115	4-1	11-1
LSU	23	280	177	42	84	6-4	13-1
Mississippi State	18	218	209	32	103	1-0	22-1
Missouri	19	350	190	26	103	3-2	16-1
Ole Miss	23	319	194	31	116	4-2	10-1
South Carolina	20	304	243	62	108	0-0	11-0
Tennessee	18	282	176	31	90	0-0	19-1
Texas A&M	25	450	260	56	155	3-3	24-1
Vanderbilt	21	256	199	37	121	1-0	19-0

SHOTS			
	GP	No.	Avg/G
1. Texas A&M	25	450	18.00
2. Auburn	23	374	16.26
3. Florida	24	366	15.25
4. Missouri	19	350	18.42
5. Ole Miss	23	319	13.87
6. South Carolina	20	304	15.20
7. Alabama	19	293	15.42
8. Tennessee	18	282	15.67
9. LSU	23	280	12.17
10. Kentucky	20	267	13.35
11. Vanderbilt	21	256	12.19
12. Arkansas	18	244	13.56
13. Mississippi State	18	218	12.11
14. Georgia	18	215	11.94

POINTS			
	GP	No.	Avg/G
1. Florida	24	178	7.42
2. Texas A&M	25	137	5.48
3. South Carolina	20	131	6.55
4. Ole Miss	23	126	5.48
5. Auburn	23	123	5.35
6. LSU	23	112	4.87
7. Kentucky	20	98	4.90
8. Tennessee	18	86	4.78
9. Arkansas	18	72	4.00
10. Missouri	19	71	3.74
11. Vanderbilt	21	61	2.90
12. Mississippi State	18	50	2.78
13. Georgia	18	45	2.50
14. Alabama	19	38	2.00

GOALS			
	GP	No.	Avg/G
1. Florida	24	61	2.54
2. Texas A&M	25	50	2.00
3. South Carolina	20	44	2.20
4. Ole Miss	23	43	1.87
5. LSU	23	40	1.74
6. Auburn	23	38	1.65
7. Kentucky	20	33	1.65
8. Tennessee	18	27	1.50
9. Missouri	19	25	1.32
10. Arkansas	18	24	1.33
11. Vanderbilt	21	23	1.10
12. Mississippi State	18	17	0.94
13. Georgia	18	16	0.89
Alabama	19	16	0.84

GOALS PER GAME			
	GP	No.	Avg/G
1. Florida	24	61	2.54
2. South Carolina	20	44	2.20
3. Texas A&M	25	50	2.00
4. Ole Miss	23	43	1.87
5. LSU	23	40	1.74
6. Auburn	23	38	1.65
7. Kentucky	20	33	1.65
8. Tennessee	18	27	1.50
9. Arkansas	18	24	1.33
10. Missouri	19	25	1.32
11. Vanderbilt	21	23	1.10
12. Mississippi State	18	17	0.94
13. Georgia	18	16	0.89
14. Alabama	19	16	0.84

ASSISTS			
	GP	No.	Avg/G
1. Florida	24	56	2.33
2. Auburn	23	47	2.04
3. South Carolina	20	43	2.15
4. Ole Miss	23	40	1.74
5. Texas A&M	25	37	1.48
6. Kentucky	20	32	1.60
LSU	23	32	1.39
Tennessee	18	32	1.78
9. Arkansas	18	24	1.33
10. Missouri	19	21	1.11
11. Mississippi State	18	16	0.89
12. Vanderbilt	21	15	0.71
13. Georgia	18	13	0.72
14. Alabama	19	6	0.32

ASSISTS PER GAME			
	GP	No.	Avg/G
1. Florida	24	56	2.33
2. South Carolina	20	43	2.15
3. Auburn	23	47	2.04
4. Tennessee	18	32	1.78
5. Ole Miss	23	40	1.74
6. Kentucky	20	32	1.60
7. Texas A&M	25	37	1.48
8. LSU	23	32	1.39
9. Arkansas	18	24	1.33
10. Missouri	19	21	1.11
11. Mississippi State	18	16	0.89
12. Georgia	18	13	0.72
13. Vanderbilt	21	15	0.71
14. Alabama	19	6	0.32



**2015 Southeastern Conference
TEAM LEADERS
Through games of Nov 24, 2015 (All games)**



GOALS ALLOWED	GP	No.	Avg/G
1. Missouri	19	17	0.89
2. Tennessee	18	18	1.00
3. South Carolina	20	22	1.10
Kentucky	20	22	1.10
5. Auburn	23	23	1.00
Vanderbilt	21	23	1.10
7. Texas A&M	25	24	0.96
8. Mississippi State	18	25	1.39
9. Ole Miss	23	26	1.13
10. Florida	24	27	1.12
11. Arkansas	18	28	1.56
12. Alabama	19	29	1.53
LSU	23	29	1.26
14. Georgia	18	31	1.72

SAVES	GP	No.	Avg/G
1. Vanderbilt	21	100	4.76
2. Georgia	18	97	5.39
3. Ole Miss	23	96	4.17
4. LSU	23	89	3.87
5. Auburn	23	88	3.83
6. Tennessee	18	84	4.67
7. Alabama	19	82	4.32
8. Texas A&M	25	76	3.04
9. Florida	24	74	3.08
10. Mississippi State	18	70	3.89
11. Kentucky	20	65	3.25
12. Arkansas	18	57	3.17
13. Missouri	19	56	2.95
14. South Carolina	20	48	2.40

FOULS	GP	No.	Avg/G
1. Texas A&M	25	260	10.40
2. South Carolina	20	243	12.15
3. Auburn	23	223	9.70
4. Mississippi State	18	209	11.61
5. Florida	24	204	8.50
Arkansas	18	204	11.33
7. Vanderbilt	21	199	9.48
8. Alabama	19	198	10.42
9. Ole Miss	23	194	8.43
10. Missouri	19	190	10.00
11. Kentucky	20	184	9.20
12. LSU	23	177	7.70
13. Tennessee	18	176	9.78
14. Georgia	18	159	8.83

OFFSIDES	GP	No.	Avg/G
1. South Carolina	20	62	3.10
2. Texas A&M	25	56	2.24
3. Florida	24	52	2.17
4. Alabama	19	48	2.53
5. LSU	23	42	1.83
6. Kentucky	20	41	2.05
7. Vanderbilt	21	37	1.76
8. Arkansas	18	32	1.78
Mississippi State	18	32	1.78
10. Tennessee	18	31	1.72
Ole Miss	23	31	1.35
12. Auburn	23	30	1.30
Georgia	18	30	1.67
14. Missouri	19	26	1.37

GOALS AGAINST AVERAGE	GP	GA	Minutes	GA Avg.
1. Missouri	19	17	1822:53	0.84
2. Tennessee	18	18	1740:00	0.93
3. Texas A&M	25	24	2308:55	0.94
4. Auburn	23	23	2136:05	0.97
5. Vanderbilt	21	23	1979:59	1.05
6. South Carolina	20	22	1882:03	1.05
7. Kentucky	20	22	1880:00	1.05
8. Ole Miss	23	26	2192:57	1.07
9. Florida	24	27	2214:45	1.10
10. LSU	23	29	2154:03	1.21
11. Mississippi State	18	25	1679:43	1.34
12. Alabama	19	29	1793:14	1.46
13. Arkansas	18	28	1662:08	1.52
14. Georgia	18	31	1658:33	1.68

SHUTOUTS	GP	No.	Avg/G
1. Texas A&M	25	11	0.44
2. Tennessee	18	9	0.50
Ole Miss	23	9	0.39
Auburn	23	9	0.39
5. Kentucky	20	8	0.40
6. Alabama	19	6	0.32
South Carolina	20	6	0.30
Vanderbilt	21	6	0.29
LSU	23	6	0.26
Florida	24	6	0.25
11. Mississippi State	18	5	0.28
Missouri	19	5	0.26
13. Georgia	18	4	0.22
14. Arkansas	18	2	0.11

CORNERS	GP	No.	Avg/G
1. Texas A&M	25	155	6.20
2. Auburn	23	142	6.17
3. Florida	24	135	5.62
4. Vanderbilt	21	121	5.76
5. Ole Miss	23	116	5.04
6. Kentucky	20	115	5.75
7. South Carolina	20	108	5.40
8. Missouri	19	103	5.42
Mississippi State	18	103	5.72
Arkansas	18	103	5.72
11. Alabama	19	99	5.21
12. Tennessee	18	90	5.00
13. LSU	23	84	3.65
14. Georgia	18	76	4.22

YELLOW CARDS	GP	No.	Avg/G
1. Texas A&M	25	24	0.96
2. Mississippi State	18	22	1.22
3. Vanderbilt	21	19	0.90
Tennessee	18	19	1.06
5. Florida	24	17	0.71
6. Missouri	19	16	0.84
7. Alabama	19	14	0.74
8. LSU	23	13	0.57
9. Georgia	18	12	0.67
Arkansas	18	12	0.67
11. South Carolina	20	11	0.55
Auburn	23	11	0.48
Kentucky	20	11	0.55
14. Ole Miss	23	10	0.43



**2015 Southeastern Conference
TEAM LEADERS
Through games of Nov 24, 2015 (All games)**



Team	Conference	Pct.	GF	GA	Overall	Pct.	GF	GA	Current unbeaten streak
Florida	8-2-1	.773	26	13	19-4-1	.812	61	27	Texas A&M -- 2-0-1
Missouri	7-2-2	.727	18	10	9-5-5	.605	25	17	Ole Miss -- 1-0-2
Auburn	7-4-0	.636	19	14	16-6-1	.717	38	23	Arkansas -- 1-0-0
Ole Miss	7-4-0	.636	21	17	14-5-4	.696	43	26	
South Carolina	6-3-2	.636	20	11	12-5-3	.675	44	22	
Texas A&M	6-4-1	.591	19	12	17-6-2	.720	50	24	
LSU	5-4-2	.545	17	17	13-6-4	.652	40	29	
Vanderbilt	4-4-3	.500	10	11	9-8-4	.524	23	23	
Tennessee	3-5-3	.409	10	17	7-5-6	.556	27	18	
Kentucky	3-5-3	.409	13	17	9-7-4	.550	33	22	
Mississippi State	3-6-2	.364	10	17	5-10-3	.361	17	25	
Georgia	4-7-0	.364	13	18	5-12-1	.306	16	31	
Arkansas	2-8-1	.227	10	18	6-11-1	.361	24	28	
Alabama	2-9-0	.182	11	25	5-12-2	.316	16	29	

Team Miscellaneous	GP	GF-GA	Score Avg.	Margin	PK-Att	Shots	Saves	Save%	Corners
Alabama	19	16-29	0.84-1.53	-0.68	1-3	293	82	73.9	99
Arkansas	18	24-28	1.33-1.56	-0.22	0-1	244	57	67.1	103
Auburn	23	38-23	1.65-1.00	+0.65	3-4	374	88	79.3	142
Florida	24	61-27	2.54-1.12	+1.42	3-4	366	74	73.3	135
Georgia	18	16-31	0.89-1.72	-0.83	3-3	215	97	75.8	76
Kentucky	20	33-22	1.65-1.10	+0.55	1-4	267	65	74.7	115
LSU	23	40-29	1.74-1.26	+0.48	4-6	280	89	75.4	84
Mississippi State	18	17-25	0.94-1.39	-0.44	0-1	218	70	73.7	103
Missouri	19	25-17	1.32-0.89	+0.42	2-3	350	56	76.7	103
Ole Miss	23	43-26	1.87-1.13	+0.74	2-4	319	96	78.7	116
South Carolina	20	44-22	2.20-1.10	+1.10	0-0	304	48	68.6	108
Tennessee	18	27-18	1.50-1.00	+0.50	0-0	282	84	82.4	90
Texas A&M	25	50-24	2.00-0.96	+1.04	3-3	450	76	76.0	155
Vanderbilt	21	23-23	1.10-1.10	+0.00	0-1	256	100	81.3	121

Attendance	Home	Average	Away	Average	Neutral	Average	Total	Average
Alabama	10-7192	719	9-11218	1246	0-0	0	19-18410	969
Arkansas	10-12835	1284	8-9049	1131	0-0	0	18-21884	1216
Auburn	10-6388	639	9-8960	996	4-3265	816	23-18613	809
Florida	9-12581	1398	10-8608	861	5-4425	885	24-25614	1067
Georgia	7-11918	1703	10-7383	738	1-398	398	18-19699	1094
Kentucky	13-15492	1192	6-6341	1057	1-398	398	20-22231	1112
LSU	12-11385	949	8-6716	840	3-1934	645	23-20035	871
Mississippi State	9-7940	882	8-8280	1035	1-0	0	18-16220	901
Missouri	10-8185	818	7-4869	696	2-1021	510	19-14075	741
Ole Miss	13-11087	853	8-10039	1255	2-1051	526	23-22177	964
South Carolina	11-29206	2655	8-11004	1376	1-833	833	20-41043	2052
Tennessee	10-12923	1292	8-8192	1024	0-0	0	18-21115	1173
Texas A&M	11-31677	2880	9-10423	1158	5-3114	623	25-45214	1809
Vanderbilt	11-4504	409	8-9375	1172	2-1231	616	21-15110	720
Totals	146-183313	1256	116-120457	1038	27-17670	654	289-321440	1112



**2015 Southeastern Conference
INDIVIDUAL LEADERS
Through games of Nov 24, 2015 (All games)**



To be ranked, a player must appear in at least 50.0% of their team's games, goalies at least 33.0% of their team's minutes.

SHOTS	GP	No.	Avg/G
1. Savannah Jordan-UF	24	116	4.83
2. Casie Ramsier-AU	23	91	3.96
3. Haley Pounds-AM	25	89	3.56
4. Simone Charley-VU	21	80	3.81
5. Ally Watt-AM	25	72	2.88
6. Jorian Baucom-LS	22	69	3.14
7. Addie Forbus-UM	23	68	2.96
8. Gretchen Harknett-UM	23	67	2.91
9. Reagan Russell-MO	19	59	3.11
10. Celia Jimenez-UA	19	55	2.89
Natalia Gomez-Junco-LS	23	55	2.39
Brooke Sharp-UF	24	55	2.29

SHOTS PER GAME	GP	No.	Avg/G
1. Savannah Jordan-UF	24	116	4.83
2. Casie Ramsier-AU	23	91	3.96
3. Simone Charley-VU	21	80	3.81
4. Haley Pounds-AM	25	89	3.56
5. Jorian Baucom-LS	22	69	3.14
6. Reagan Russell-MO	19	59	3.11
7. Addie Forbus-UM	23	68	2.96
8. Gretchen Harknett-UM	23	67	2.91
9. Celia Jimenez-UA	19	55	2.89
10. Ally Watt-AM	25	72	2.88

POINTS	GP	G	A	Pts	Avg/G
1. Savannah Jordan-UF	24	24	7	55	2.29
2. Jorian Baucom-LS	22	15	2	32	1.45
3. Haley Pounds-AM	25	13	5	31	1.24
4. Savannah McCaskill-SC	20	10	9	29	1.45
Addie Forbus-UM	23	11	7	29	1.26
CeCe Kizer-UM	23	14	1	29	1.26
7. Casie Ramsier-AU	23	12	4	28	1.22
8. Brooke Sharp-UF	24	11	4	26	1.08
9. Bates. Emily-AM	21	7	6	20	0.95
10. Summer Clarke-LS	19	7	5	19	1.00
Christen Westphal-UF	24	3	13	19	0.79

POINTS PER GAME	GP	G	A	Pts	Avg/G
1. Savannah Jordan-UF	24	24	7	55	2.29
2. Jorian Baucom-LS	22	15	2	32	1.45
3. Savannah McCaskill-SC	20	10	9	29	1.45
4. CeCe Kizer-UM	23	14	1	29	1.26
Addie Forbus-UM	23	11	7	29	1.26
6. Haley Pounds-AM	25	13	5	31	1.24
7. Sophie Groff-SC	13	6	4	16	1.23
8. Casie Ramsier-AU	23	12	4	28	1.22
9. Brooke Sharp-UF	24	11	4	26	1.08
10. Summer Clarke-LS	19	7	5	19	1.00

GOALS	GP	No.	Avg/G
1. Savannah Jordan-UF	24	24	1.00
2. Jorian Baucom-LS	22	15	0.68
3. CeCe Kizer-UM	23	14	0.61
4. Haley Pounds-AM	25	13	0.52
5. Casie Ramsier-AU	23	12	0.52
6. Addie Forbus-UM	23	11	0.48
Brooke Sharp-UF	24	11	0.46
8. Savannah McCaskill-SC	20	10	0.50
9. Claire Kelley-AR	18	7	0.39
Summer Clarke-LS	19	7	0.37
Simone Charley-VU	21	7	0.33
Bates. Emily-AM	21	7	0.33
Mikaela Harvey-AM	25	7	0.28
Ally Watt-AM	25	7	0.28

GOALS PER GAME	GP	No.	Avg/G
1. Savannah Jordan-UF	24	24	1.00
2. Jorian Baucom-LS	22	15	0.68
3. CeCe Kizer-UM	23	14	0.61
4. Casie Ramsier-AU	23	12	0.52
5. Haley Pounds-AM	25	13	0.52
6. Savannah McCaskill-SC	20	10	0.50
7. Addie Forbus-UM	23	11	0.48
8. Sophie Groff-SC	13	6	0.46
9. Brooke Sharp-UF	24	11	0.46
10. Claire Kelley-AR	18	7	0.39

ASSISTS	GP	No.	Avg/G
1. Christen Westphal-UF	24	13	0.54
2. Brooke Ramsier-AU	23	11	0.48
3. Chelsea Drennan-SC	20	10	0.50
4. Savannah McCaskill-SC	20	9	0.45
5. Meg Dougherty Howard-UF	24	8	0.33
6. Natalia Gomez-Junco-LS	23	7	0.30
Gretchen Harknett-UM	23	7	0.30
Jennifer Miller-UM	23	7	0.30
Addie Forbus-UM	23	7	0.30
Savannah Jordan-UF	24	7	0.29

ASSISTS PER GAME	GP	No.	Avg/G
1. Christen Westphal-UF	24	13	0.54
2. Chelsea Drennan-SC	20	10	0.50
3. Brooke Ramsier-AU	23	11	0.48
4. Savannah McCaskill-SC	20	9	0.45
5. Meg Dougherty Howard-UF	24	8	0.33
Anna Bialczak-UT	18	6	0.33
Erika Miller-AR	18	6	0.33
8. Sophie Groff-SC	13	4	0.31
9. Natalia Gomez-Junco-LS	23	7	0.30
Gretchen Harknett-UM	23	7	0.30
Addie Forbus-UM	23	7	0.30
Jennifer Miller-UM	23	7	0.30



**2015 Southeastern Conference
INDIVIDUAL LEADERS
Through games of Nov 24, 2015 (All games)**



GAME-WINNING GOALS	GP	No.	Avg/G
1. CeCe Kizer-UM	23	7	0.30
2. Jorian Baucom-LS	22	5	0.23
Casie Ramsier-AU	23	5	0.22
Haley Pounds-AM	25	5	0.20
5. Simone Charley-VU	21	4	0.19
Savannah Jordan-UF	24	4	0.17
Ally Watt-AM	25	4	0.16

GOALS AGAINST AVG	GP	GA	Minutes	GAavg
1. Kelsey Dossey-MO	8	4	694:41	0.52
2. Abby Crider-SC	10	6	675:00	0.80
3. Kaylan Marckese-UF	17	14	1490:00	0.85
4. Julie Eckel-UT	18	18	1727:54	0.94
5. Sarah Le Beau-AU	23	23	2098:06	0.99
6. Mia Hummel-AM	11	9	787:51	1.03
7. Kristen Rivers-MO	12	13	1128:12	1.04
8. Christiana Ogunsami-VU	21	22	1889:59	1.05
9. Katelyn Jensen-UK	19	21	1782:46	1.06
10. Taylor Saucier-AM	11	11	919:46	1.08

SAVE PERCENTAGE	GP	Saves	GA	Pct.
1. Julie Eckel-UT	18	81	18	.818
2. Christiana Ogunsami-VU	21	95	22	.812
3. Kelsey Dossey-MO	8	17	4	.810
4. Kaylan Marckese-UF	17	54	14	.794
5. Marnie Merritt-UM	23	94	26	.783
6. Sarah Le Beau-AU	23	81	23	.779
7. Taylor Saucier-AM	11	35	11	.761
8. Louise Hogrell-UG	18	96	31	.756
9. Emily Rusk-UA	14	52	17	.754
10. Catalina Rubiano-LS	23	88	29	.752

SAVES	GP	No.	Avg/G
1. Louise Hogrell-UG	18	96	5.33
2. Christiana Ogunsami-VU	21	95	4.52
3. Marnie Merritt-UM	23	94	4.09
4. Catalina Rubiano-LS	23	88	3.83
5. Julie Eckel-UT	18	81	4.50
Sarah Le Beau-AU	23	81	3.52
7. Tanya de Souza-MS	15	60	4.00
8. Katelyn Jensen-UK	19	59	3.11
9. Kaylan Marckese-UF	17	54	3.18
10. Emily Rusk-UA	14	52	3.71

SAVES PER GAME	GP	No.	Avg/G
1. Louise Hogrell-UG	18	96	5.33
2. Christiana Ogunsami-VU	21	95	4.52
3. Julie Eckel-UT	18	81	4.50
4. Marnie Merritt-UM	23	94	4.09
5. Tanya de Souza-MS	15	60	4.00
6. Catalina Rubiano-LS	23	88	3.83
7. Emily Rusk-UA	14	52	3.71
8. Kat Stratton-UA	8	29	3.62
9. Sarah Le Beau-AU	23	81	3.52
10. Taylor Saucier-AM	11	35	3.18

SHUTOUTS	GP	No.	Avg/G
1. Julie Eckel-UT	18	8	0.44
2. Sarah Le Beau-AU	23	7	0.30
Katelyn Jensen-UK	19	7	0.37
Marnie Merritt-UM	23	7	0.30
5. Catalina Rubiano-LS	23	6	0.26
Christiana Ogunsami-VU	21	6	0.29
7. Kaylan Marckese-UF	17	5	0.29
8. Emily Rusk-UA	14	4	0.29
Louise Hogrell-UG	18	4	0.22
Mia Hummel-AM	11	4	0.36

SHUTOUTS PER GAME	GP	No.	Avg/G
1. Julie Eckel-UT	18	8	0.44
2. Kelsey Dossey-MO	8	3	0.38
3. Katelyn Jensen-UK	19	7	0.37
4. Mia Hummel-AM	11	4	0.36
5. Sarah Le Beau-AU	23	7	0.30
Marnie Merritt-UM	23	7	0.30
7. Abby Crider-SC	10	3	0.30
8. Kaylan Marckese-UF	17	5	0.29
9. Christiana Ogunsami-VU	21	6	0.29
Emily Rusk-UA	14	4	0.29

Team Identification	Team ID
Alabama	UA
Arkansas	AR
Auburn	AU
Florida	UF
Georgia	UG
Kentucky	UK
LSU	LS
Mississippi State	MS
Missouri	MO
Ole Miss	UM
South Carolina	SC
Tennessee	UT
Texas A&M	AM
Vanderbilt	VU



**2015 Southeastern Conference
Conference Individual Highs
Through games of Nov 24, 2015 (All games)**



INDIVIDUAL PLAYER GAME HIGHS

POINTS	8	Michaela Dooley (Kentucky) vs TOLEDO (Aug 30, 2015)
	7	Savannah Jordan (Florida) at Miami (Fla.) (Aug 27, 2015)
GOALS	7	Ashleigh Ellenwood (Arkansas) at Yale (Aug 28, 2015)
	3	Savannah Jordan (Florida) at Miami (Fla.) (Aug 27, 2015)
	3	Ashleigh Ellenwood (Arkansas) at Yale (Aug 28, 2015)
	3	Michaela Dooley (Kentucky) vs TOLEDO (Aug 30, 2015)
ASSISTS	3	Haley Pounds (Texas A&M) vs Abilene Christian (Sep 06, 2015)
	3	Haley Pounds (Texas A&M) at Rice (Aug 21, 2015)
	3	Natalia Gomez-Junco (LSU) vs Western Kentucky (Aug 28, 2015)
SHOTS	3	Brooke Ramsier (Auburn) at Tennessee (Sep 20, 2015)
	12	Simone Charley (Vanderbilt) vs Miami (Aug 21, 2015)
SAVES	12	Savannah Jordan (Florida) vs Kentucky (10/2/2015)
	13	Katelyn Jensen (Kentucky) at Florida (10/2/2015)
	11	Catalina Rubiano (LSU) at Florida (10/11/2015)



2015 Southeastern Conference
Conference Team Highs
Through games of Nov 24, 2015 (All games)



TEAM HIGHS (highest totals made by)

GOALS	8	Tennessee vs Belmont (Sep 13, 2015)
	7	Kentucky vs TOLEDO (Aug 30, 2015)
ASSISTS	13	Tennessee vs Belmont (Sep 13, 2015)
	10	Kentucky vs TOLEDO (Aug 30, 2015)
SHOTS	38	Alabama vs Jacksonville State (Sep 20, 2015)
	35	Texas A&M vs North Texas (Sep 20, 2015)
POINTS	29	Tennessee vs Belmont (Sep 13, 2015)
	24	Kentucky vs TOLEDO (Aug 30, 2015)
SAVES	14	Kentucky at Florida (10/2/2015)
	11	Georgia at Missouri (Oct 11, 2015)
	11	LSU at Florida (10/11/2015)



2015 Southeastern Conference
Conference Team Lows
Through games of Nov 24, 2015 (All games)



TEAM LOWS (lowest totals made by)

GOALS	0	Mississippi State vs USA (Aug 21, 2015)
	0	Alabama at Memphis (Aug 21, 2015)
	0	Georgia at High Point (Aug 21, 2015)
	0	Ole Miss at FGCU (8/21/15)
	0	Tennessee vs Lipscomb (Aug 21, 2015)
	0	Vanderbilt vs Miami (Aug 21, 2015)
	0	Florida at Ohio State (Aug 23, 2015)
	0	Georgia at Wake Forest (Aug 23, 2015)
	0	Kentucky vs SDSU (Aug 23, 2015)
	0	Vanderbilt at Cincinnati (Aug 23, 2015)
	0	Missouri vs Indiana (Aug 28, 2015)
	0	Mississippi State vs FGCU (Aug 28, 2015)
	0	Alabama vs Wake Forest (Aug 28, 2015)
	0	Tennessee at LIBERTY (Aug 28, 2015)
	0	Mississippi State at USF (Aug 30, 2015)
	0	Georgia at Oklahoma State (Aug 30, 2015)
	0	Missouri vs Oregon State (Sep 04, 2015)
	0	Alabama at Harvard (Sep 04, 2015)
	0	Georgia vs Clemson (Sep 04, 2015)
	0	Mississippi State vs Southern Miss (Sep 06, 2015)
	0	Alabama at Rhode Island (Sep 06, 2015)
	0	Missouri at NORTHWESTERN (Sep 06, 2015)
	0	Arkansas vs Tennessee (Sep 11, 2015)
	0	Missouri vs Nebraska (Sep 13, 2015)
	0	Kentucky vs Wisconsin (Sep 13, 2015)
	0	Vanderbilt at Texas A&M (Sep 18, 2015)
	0	Alabama vs Kentucky (Sep 18, 2015)
	0	Missouri vs South Carolina (Sep 20, 2015)
	0	Mississippi State vs Tennessee (Sep 25, 2015)
	0	Tennessee at Mississippi State (Sep 25, 2015)
	0	Alabama at South Carolina (Sep 27, 2015)
	0	LSU at Ole Miss (Sep 27, 2015)
	0	Mississippi State at Texas A&M (Oct 2, 2015)
	0	LSU vs Vanderbilt (Oct 02, 2015)
	0	Vanderbilt at LSU (Oct 02, 2015)
	0	Georgia at Tennessee (Oct 02, 2015)
	0	Auburn at South Carolina (Oct 08, 2015)
	0	Alabama at Texas A&M (Oct 09, 2015)
	0	Mississippi State at Georgia (Oct 09, 2015)
	0	Vanderbilt at Kentucky (Oct 09, 2015)
	0	Kentucky vs Vanderbilt (Oct 09, 2015)
	0	Texas A&M at Auburn (Oct 11, 2015)
	0	Georgia at Missouri (Oct 11, 2015)
	0	Kentucky at Mississippi State (Oct 11, 2015)
	0	Arkansas at Vanderbilt (Oct 11, 2015)
	0	South Carolina at Ole Miss (Oct 11, 2015)
	0	Arkansas vs LSU (Oct 15, 2015)
	0	Georgia vs Alabama (Oct 16, 2015)
	0	Kentucky vs Texas A&M (Oct 16, 2015)
	0	Auburn at Ole Miss (Oct 16, 2015)
	0	Arkansas at Texas A&M (Oct 23, 2015)
	0	Mississippi State at LSU (Oct 23, 2015)
	0	Tennessee vs Ole Miss (Oct 23, 2015)
	0	Auburn vs Georgia (Oct 25, 2015)
	0	Arkansas at Florida (10/25/2015)

	0	Vanderbilt vs Missouri (Oct 25, 2015)
	0	Mississippi State vs Auburn (Oct 29, 2015)
	0	Tennessee at South Carolina (Oct 29, 2015)
	0	Georgia vs Florida (10/29/2015)
	0	Ole Miss vs Vanderbilt (Oct 29, 2015)
	0	Ole Miss vs Texas A&M (Nov 04, 2015)
	0	Auburn vs Florida (Nov 06, 2015)
	0	LSU vs Texas A&M (Nov 06, 2015)
	0	South Carolina vs UNCW (Nov 13, 2015)
	0	LSU at South Alabama (Nov 14, 2015)
	0	Auburn at Florida State (Nov 22, 2015)
SHOTS	2	Alabama at South Carolina (Sep 27, 2015)
	3	Vanderbilt at Cincinnati (Aug 23, 2015)
SAVES	0	Ole Miss vs Boise State (Aug 23, 2015)
	0	LSU vs Minnesota (Aug 30, 2015)
	0	Kentucky vs TOLEDO (Aug 30, 2015)
	0	Mississippi State vs Nicholls State (Sep 04, 2015)
	0	South Carolina vs Colgate (Sep 04, 2015)
	0	Florida vs Oklahoma State (9/4/2015)
	0	Alabama at Rhode Island (Sep 06, 2015)
	0	Vanderbilt vs High Point (Sep 13, 2015)
	0	Kentucky vs Butler (Sep 20, 2015)
	0	Georgia vs Arkansas (Sep 25, 2015)
	0	South Carolina vs Alabama (Sep 27, 2015)
	0	Texas A&M vs Ole Miss (Oct 25, 2015)
	0	Florida vs Vanderbilt (Nov 04, 2015)



2015 Southeastern Conference
Conference Opponent Highs
Through games of Nov 24, 2015 (All games)



OPPONENT HIGHS (highest totals allowed by)

GOALS	4	Georgia at Wake Forest (Aug 23, 2015)
	4	Arkansas at Penn State (Aug 30, 2015)
	4	Georgia at Oklahoma State (Aug 30, 2015)
	4	Ole Miss vs Kentucky (Sep 11, 2015)
	4	Georgia at LSU (Sep 17, 2015)
	4	Ole Miss at Florida (9/18/2015)
	4	Mississippi State at Texas A&M (Oct 2, 2015)
	4	Alabama at Texas A&M (Oct 09, 2015)
	4	Texas A&M vs Ole Miss (Oct 25, 2015)
	4	Arkansas at Florida (10/25/2015)
	4	Tennessee at South Carolina (Oct 29, 2015)
	4	LSU at South Alabama (Nov 14, 2015)
ASSISTS	6	Texas A&M vs Ole Miss (Oct 25, 2015)
	5	Georgia at Wake Forest (Aug 23, 2015)
	5	Texas A&M at Florida State (Sep 04, 2015)
	5	Tennessee vs Auburn (Sep 20, 2015)
	5	LSU at Auburn (Sep 25, 2015)
	5	Arkansas at Florida (10/25/2015)
	5	Mississippi State vs Auburn (Oct 29, 2015)
	5	Tennessee at South Carolina (Oct 29, 2015)
SHOTS	33	LSU at Alabama (Sep 11, 2015)
	30	Mississippi State at Alabama (Oct 25, 2015)
POINTS	14	Texas A&M vs Ole Miss (Oct 25, 2015)
	13	Georgia at Wake Forest (Aug 23, 2015)
	13	Arkansas at Florida (10/25/2015)
	13	Tennessee at South Carolina (Oct 29, 2015)
SAVES	15	Texas A&M vs Abilene Christian (Sep 06, 2015)
	15	Texas A&M vs North Texas (Sep 20, 2015)