

# SEC CHAMPIONSHIP GAME

## DECEMBER 6, 2014



The Southeastern Conference's Eastern and Western Division winners will meet in Atlanta's Georgia Dome to battle for the league championship and the right to represent the conference in the College Football Playoff. The 23rd-

annual title game is set for December 6 and will be televised nationally by CBS Sports.

The game was born as a result of 1992 conference expansion, which saw Arkansas and South Carolina become the first members added in SEC history. Under NCAA regulations, a conference with 12 members may play an additional football game to determine its champion, provided the regular season is played in divisions.

The participants of the game are determined each year during the eight-game regular-season conference schedule as the teams with the best overall SEC winning percentage in each division.

The 2009 SEC Championship Game earned an 11.8 rating and a 24 share, marking the highest-rated SEC Championship Game in history. The game matched the No. 1 Florida Gators (12-0) vs. the No. 2 Alabama Crimson Tide (12-0).

The SEC Championship Game also has drawn capacity crowds in its short history. The game has been witnessed by 1,642,647 fans over the previous 21 championship games.

The SEC Championship Game has drawn 20 capacity crowds in its 22-year history. Only 1993 (Birmingham) and 1995 (Atlanta) were not sellouts.

### CHAMPIONSHIP GAME QUICK FACTS

**Date:** Saturday, December 6

**Site:** Georgia Dome; Atlanta, Ga.

**Capacity:** 71,500

**Time:** 4 p.m. ET

**Television:** CBS Sports

#### For Tickets:

SEC Ticket Office

2201 Richard Arrington Blvd. North

Birmingham, AL 35203

(205) 458-3000

[www.southtix.com/secticketoffice](http://www.southtix.com/secticketoffice)


**Georgia Dome Contract:** Through 2017 game

**CBS Sports Contract:** Through 2024 game

**Highest TV Rating:** 11.8 (24 share) – 2009

**Largest Crowd:** 83,091 (Alabama vs. Florida, Legion Field) – 1992

**Largest Georgia Dome Crowd:** 75,892 (Alabama vs. Florida) - 2008



# 2013 SEC CHAMPIONSHIP GAME



**A**TLANTA - Tre Mason rushed for 304 yards at the Georgia Dome to lead No. 3 Auburn to a 59-42 win against No. 5 Missouri in the highest-scoring Southeastern Conference Championship Game in the event's 22-year history.

It marked the eighth all-time SEC Championship for Auburn (12-1), which also won the SEC Championship Game in 2004 and 2010.

Mason, the 2013 SEC Championship Game Most Valuable Player, rushed 46 times for 304 yards with four touchdowns. The previous SEC Championship game rushing record was 201 yards by LSU's Justin Vincent in 2003.

The 101 combined points scored between the teams shattered the previous record of 75 combined points scored between Florida and Alabama in the 1996 edition of the game.

Auburn racked up 677 yards of total offense, including 545 on the ground. Quarterback Nick Marshall, who went 9-of-11 through the air for 132 yards and one touchdown, rushed for 115 yards with a score. Marshall and Mason combined for 421 of their team's 545 rushing yards.

Auburn wide receiver Sammie Coates caught six passes for 94 yards with his team's first touchdown.

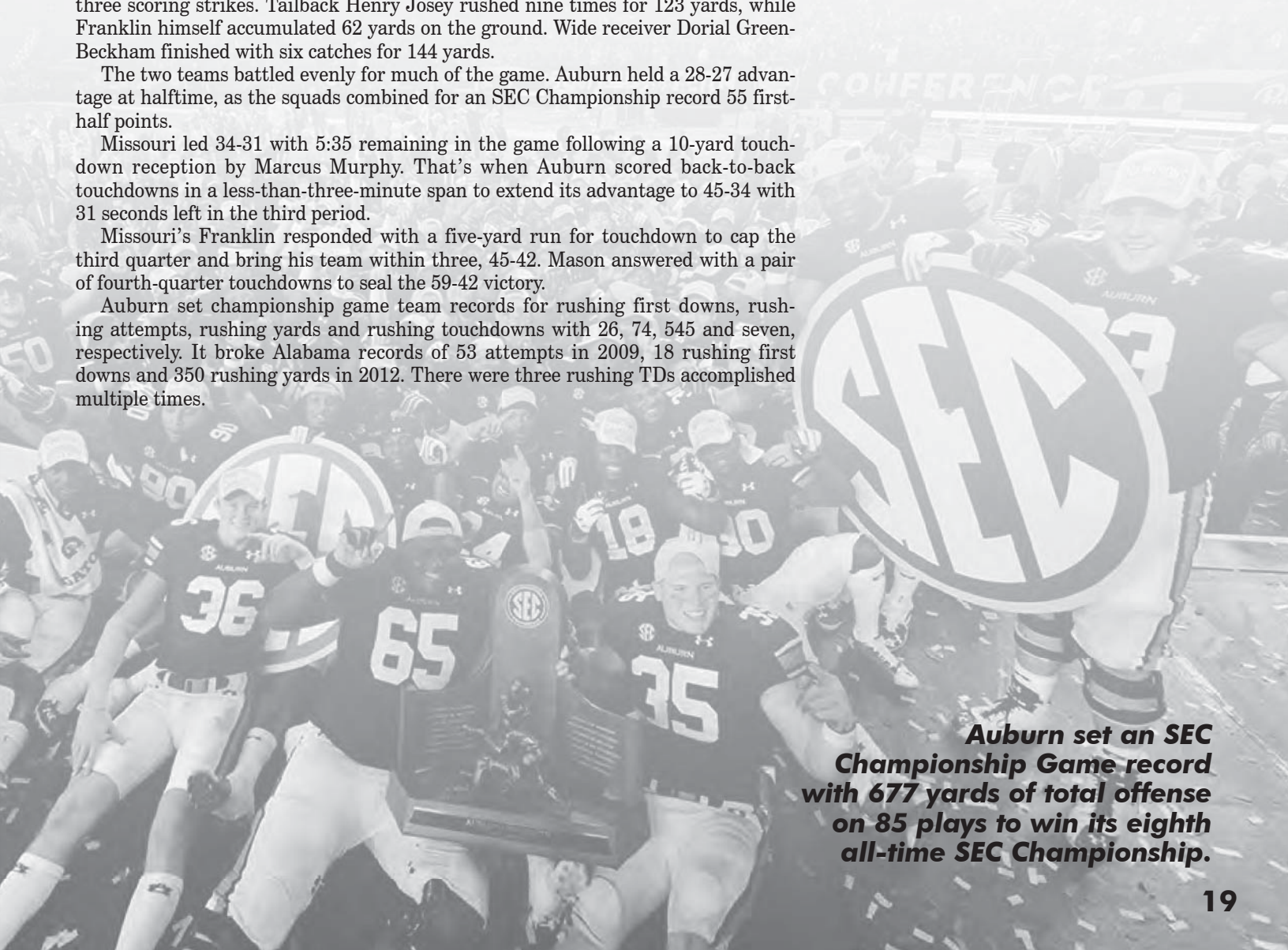

Missouri (11-2) quarterback James Franklin went 21-of-37 for 303 yards with three scoring strikes. Tailback Henry Josey rushed nine times for 123 yards, while Franklin himself accumulated 62 yards on the ground. Wide receiver Dorial Green-Beckham finished with six catches for 144 yards.

The two teams battled evenly for much of the game. Auburn held a 28-27 advantage at halftime, as the squads combined for an SEC Championship record 55 first-half points.

Missouri led 34-31 with 5:35 remaining in the game following a 10-yard touchdown reception by Marcus Murphy. That's when Auburn scored back-to-back touchdowns in a less-than-three-minute span to extend its advantage to 45-34 with 31 seconds left in the third period.

Missouri's Franklin responded with a five-yard run for touchdown to cap the third quarter and bring his team within three, 45-42. Mason answered with a pair of fourth-quarter touchdowns to seal the 59-42 victory.

Auburn set championship game team records for rushing first downs, rushing attempts, rushing yards and rushing touchdowns with 26, 74, 545 and seven, respectively. It broke Alabama records of 53 attempts in 2009, 18 rushing first downs and 350 rushing yards in 2012. There were three rushing TDs accomplished multiple times.



**Auburn set an SEC Championship Game record with 677 yards of total offense on 85 plays to win its eighth all-time SEC Championship.**

# 2013 SEC CHAMPIONSHIP

December 7 • Atlanta, Ga. • Georgia Dome (75,632)

## SCORING SUMMARY

Missouri	10	17	15	0	=	42
Auburn	14	14	17	14	=	59

1st 10:50 MU - Andrew Baggett 42 FG, 5-19, 1:08, MU 3, AU 0  
 8:22 AU - Sammie Coates 38 FG, 9-58, 3:06, AU 21, MU 0  
 7-75, 2:28, AU 7, MU 3  
 5:40 MU - Dorial Green-Beckham 28 pass from James Franklin (Andrew Baggett kick), 7-75, 2:42, MU 10, AU 7  
 4:09 AU - Nick Marshall 9 run (Cody Parkey kick), 5-75, 1:31, AU 14, MU 10  
 2nd 13:11 MU - E.J. Gaines 11 fumble recovery (Andrew Baggett kick), MU 17, AU 14  
 10:25 AU - Tre Mason 7 run (Cody Parkey kick), 8-75, 2:46, AU 21, MU 17  
 7:19 MU - Andrew Baggett 36 FG, 9-58, 3:06, AU 21, MU 20  
 6:26 AU - Tre Mason 3 run (Cody Parkey kick), 4-79, 0:47, AU 28, MU 20  
 0:18 MU - Dorial Green-Beckham 55 pass from James Franklin (Andrew Baggett kick), 6-92, 0:52, AU 28, MU 27  
 3rd 8:17 AU - Cody Parkey 52 FG, 6-13, 2:05, AU 31, MU 27  
 5:35 MU - Marcus Murphy 10 pass from James Franklin (Andrew Baggett kick), 7-75, 2:42, MU 34, AU 31  
 3:21 AU - Corey Grant 2 run (Cody Parkey kick), 6-75, 2:14, AU 38, MU 34  
 0:31 AU - Cameron Artis-Payne 15 run (Cody Parkey kick), 5-54, 1:26, AU 45, MU 34  
 0:09 MU - James Franklin 5 run (James Franklin rush), 2-75, 0:22, AU 45, MU 42  
 4th 11:09 AU - Tre Mason 1 run (Cody Parkey kick), 8-75, 4:00, AU 52, MU 42  
 4:22 AU - Tre Mason 13 run (Cody Parkey kick), 1-13, 0:05 AU 59, MU 42

## TEAM STATISTICS

	MU	AU
FIRST DOWNS	22	30
RUSHES-YARDS (NET)	231	545
PASSING YDS (NET)	303	132
Passes Att-Comp-Int	37-21-1	11-9-0
TOTAL OFFENSE PLAYS-YARDS	71-534	85-677
Fumble Returns-Yards	1-11	0-0
Punt Returns-Yards	0-0	2-36
Kickoff Returns-Yards	1-14	2-28
Interception Returns-Yards	0-0	1-0
Punts (Number-Avg)	5-45.0	3-40.0
Fumbles-Lost	1-0	3-2
Penalties-Yards	7-40	10-63
Possession Time	25:40	34:20
Third-Down Conversions	2-of-12	7-of-14
Fourth-Down Conversions	1-of-3	1-of-1
Red-Zone Scores-Chances	3-4	7-7
Sacks By: Number-Yards	1-6	3-14

## INDIVIDUAL STATISTICAL LEADERS

**RUSHING:** MU - Henry Josey 9-123, James Franklin 15-62-1, Rus Hansbrough 6-36, Marcus Murphy 4-10. AU - Tre Mason 46-304-4, Nick Marshall 16-101-1, Corey Grant 5-65-1, Ricardo Louis 3-43, Cameron Artis-Payne 2-36-1.

**PASSING:** MU - James Franklin 21-37-1-303-3. AU - Nick Marshall 9-11-0-132-1.

**RECEIVING:** MU - Dorial Green-Beckham 6-144-2, Marcus Lucas 5-50, Marcus Murphy 3-40-1, Bud Sasser 3-34, L'Damian Washington 3-29, Jimmie Hunt 1-6. AU - Sammie Coates 6-94-1, Trovon Reed 1-23, Tre Mason 1-8, Ricardo Louis 1-7.

**INTERCEPTIONS:** MU - None. AU - Jermaine Whitehead 1-0.

**FUMBLES:** MU - Marcus Lucas 1-0. AU - Nick Marshall 3-2.



Auburn's Tre Mason was the SEC Championship Game MVP, setting three individual championship game rushing marks and scoring four touchdowns.



Missouri quarterback James Franklin threw for 303 yards, rushed for 62 and was responsible for four touchdowns.



Behind quarterback Nick Marshall, Auburn set a championship-game record with 677 yards of total offense on 85 plays.

## SEC CHAMPIONSHIP GAMES

Year	Score	Attend.	MVP
1992	Alabama 28, Florida 21	83,091	Antonio Langham, Alabama
1993	Florida 28, Alabama 13	76,345	Terry Dean, Florida
1994	Florida 24, Alabama 23	74,751	Ellis Johnson, Florida
1995	Florida 34, Arkansas 3	71,325	Danny Wuerffel, Florida
1996	Florida 45, Alabama 30	74,132	Danny Wuerffel, Florida
1997	Tennessee 30, Auburn 29	74,896	Peyton Manning, Tennessee
1998	Tennessee 24, Miss. State 14	74,795	Peerless Price, Tennessee
1999	Alabama 34, Florida 7	71,500	Freddie Milons, Alabama
2000	Florida 28, Auburn 6	73,427	Rex Grossman, Florida
2001	LSU 31, Tennessee 20	74,843	Matt Mauck, LSU
2002	Georgia 30, Arkansas 3	74,835	David Greene, Georgia
2003	LSU 34, Georgia 13	74,913	Justin Vincent, LSU
2004	Auburn 38, Tennessee 28	74,892	Jason Campbell, Auburn
2005	Georgia 34, LSU 14	73,717	D.J. Shockley, Georgia
2006	Florida 38, Arkansas 28	73,374	Percy Harvin, Florida
2007	LSU 21, Tennessee 14	73,832	Ryan Perrilloux, LSU
2008	Florida 31, Alabama 20	75,892	Tim Tebow, Florida
2009	Alabama 32, Florida 13	75,514	Greg McElroy, Alabama
2010	Auburn 56, South Carolina 17	75,802	Cam Newton, Auburn
2011	LSU 42, Georgia 10	74,515	Tyrann Mathieu, LSU
2012	Alabama 32, Georgia 28	75,624	Eddie Lacy, Alabama
2013	Auburn 59, Missouri 42	75,632	Tre Mason, Auburn

## 2012 SEC CHAMPIONSHIP GAME ALABAMA 32, GEORGIA 28



Amari Cooper's 45-yard touchdown reception with 3:15 remaining Saturday lifted No. 2 Alabama to its 23rd all-time Southeastern Conference Football Championship with a 32-28 victory against No. 3 Georgia at the Georgia Dome in a game that featured more than its fair share of twists and turns. The contest was played in front of 75,624 fans, the fifth-largest crowd in SEC Championship Game history.

Alabama (12-1) trailed 28-25 with 12:54 remaining in the game following a 10-yard rushing touchdown by Georgia's Todd Gurley. After several unsuccessful drives by both teams, the Crimson Tide received the ball back with 5:24 left.

That's when Alabama developed a penchant for passing in a game that had been dominated by solid ground games from both teams. Crimson Tide quarterback AJ McCarron found Cooper streaking down the left sideline for what would be the game-winning touchdown pass.

Cooper had seven catches for 127 yards in the game (18.1 avg).

McCarron finished the game 13-of-21 passing with one critical scoring strike. SEC Championship Game Most Valuable Player Eddie Lacy rushed 20 times for a game-high 181 yards with two touchdowns, while T.J. Yeldon had 25 attempts for 153 yards, marking the first time in SEC Championship Game history that two players on the same team rushed for better than 100 yards.

Georgia (11-2) marched down the field on its final drive of the game with one last opportunity to reclaim the advantage in a contest that featured six lead changes. With 15 seconds remaining and the Bulldogs on the Alabama eight-yard line, quarterback Aaron Murray tossed a pass that was tipped and fallen on by Chris Conley at the five-yard line, but the clock expired to end the game.

Murray finished 18-of-33 from scrimmage for 265 yards passing with a touchdown. Gurley led Georgia's ground game with 23 carries for 122 yards with a pair of scores.

### SCORING SUMMARY

Alabama	0	10	8	14	=	32
Georgia	0	7	14	7	=	28

**2nd:** 13:59 UG – Jay Rome 19 yd pass from Aaron Murray (Marshall Morgan kick), 13-87 4:48, UA 0 – UG 7

01:59 UA – Eddie Lacy 41 yd run (Jeremy Shelley kick), 6-70 3:05, UA 7 – UG 7

00:00 UA – Jeremy Shelley 22 yd field goal, 6-42 1:15, UA 10 – UG 7

**3rd:** 12:09 UG – Todd Gurley 3 yd run (Marshall Morgan kick), 9-75 2:51, UA 10 – UG 14

06:31 UG – Alec Ogletree 55 yd blocked FG return (Marshall Morgan kick), UA 10 – UG 21

04:19 UA – T.J. Yeldon 10 yd run (T.J. Yeldon rush), 4-77 2:12, UA 18 – UG 21

**4th:** 14:57 UA – Eddie Lacy 1 yd run (Jeremy Shelley kick), 7-74 3:07, UA 25 – UG 21

12:54 UG – Todd Gurley 10 yd run (Marshall Morgan kick), 5-75 2:03, UA 25 – UG 28

03:15 UA – Amari Cooper 45 yd pass from AJ McCarron (Jeremy Shelley kick), 4-55 2:09, UA 32 – UG 28

### INDIVIDUAL STATISTICAL LEADERS

**RUSHING:** UA - Eddie Lacy 20-181; T.J. Yeldon 25-153; AJ McCarron 6-16. UG - Todd Gurley 23-122; Keith Marshall 2-3; Aaron Murray 4-minus 12.

**PASSING:** UA - AJ McCarron 13-21-1-162. UG - Aaron Murray 18-33-1-265; Arthur Lynch 1-1-0-16.

**RECEIVING:** UA - Amari Cooper 8-128; Eddie Lacy 2-7; M. Williams 2-5; Christian Jones 1-22. UG - Tavarres King 5-142; Malcolm Mitchell 4-40; Arthur Lynch 3-50; Todd Gurley 3-3; Chris Conley 2-11; Jay Rome 1-19; Sanders Commings 1-16.

**INTERCEPTIONS:** UA - H. Clinton-Dix 1-35. UG - Sanders Commings 1-0.

**FUMBLES:** UA - AJ McCarron 1-1; Cyrus Jones 1-0; Eddie Lacy 1-0. UG- None.

## 2011 SEC CHAMPIONSHIP GAME LSU 42, GEORGIA 10



Tyrann Mathieu turned in an MVP performance when LSU needed him most, running back a punt 62 yards for a touchdown, setting up another score with a fumble recovery and finally finishing off No. 12 Georgia with his best play yet, a whirlwind dervish of a return that led to the decisive TD of a 42-10 victory in the Southeastern Conference championship game Saturday.

LSU (13-0) advanced to a spot in the BCS title game in New Orleans, just 75 miles from its Baton Rouge campus. The Tigers opponent will be announced Sunday night, but SEC West rival and No. 2 Alabama.

The Bulldogs tried to really shake things up, racing to a 10-0 lead that could've been even bigger if they hadn't dropped a pair of potential touchdown passes in the first quarter.

But, thanks to Mathieu, the deficit was only 10-7 when the teams went to the locker room. He took a punt at his own 38, found an opening and was gone – all the way to the end zone for his second punt return for a touchdown in as many weeks.

That was long forgotten by the time the fearless sophomore was done.

On Georgia's first possession of the second half, quarterback Aaron Murray tried to scramble for a first down but had the ball knocked loose just before he hit the turf. Who was there to fall on it at the Bulldogs 26?

Mathieu, of course, his fifth fumble recovery of the season.

LSU quickly seized its first lead. The Tigers finally picked up a first down, then freshman Kenny Hilliard broke off a 15-yard run for the first of his three touchdowns. Normally, that would've been more than enough to win the game's MVP award. Not even close on this day.

The 5-foot-9, 175-pounder cradled the ball, took off down the center of the field, cut back to his left, stutter-stepped and turned on a burst of speed, basically came to a stop around the Georgia 30, then took off again and was finally dragged down at the 17.

LSU took control with a 21-point third quarter, coming back from a double-digit deficit for the second week in a row and leaving little doubt that it's the best team in country heading into bowl season. The only other unbeaten team, Houston, was blown out in the Conference USA championship game Saturday. All the other top teams have at least one loss.

### SCORING SUMMARY

Georgia	10	0	0	0	=	10
LSU	0	7	21	14	=	42

#### 1st Quarter

UG – Blair Walsh 40 FG (1st, 11:45)

UG – Aron White 12 pass from Aaron Murray (Walsh kick) (1st, 00:42)

#### 2nd Quarter

LS – Tyrann Mathieu 62 punt return (Drew Alleman kick) (2nd, 5:48)

LS – Kenny Hilliard 15 run (Alleman kick) (3rd, 12:51)

#### 3rd Quarter

LS – Hilliard 4 run (Alleman kick) (3rd, 10:37)

LS – Hilliard 8 pass from Jordan Jefferson (Alleman kick) (3rd, 3:45)

#### 4th Quarter

LS – Alfred Blue 48 run (Alleman kick) (4th, 6:17)

LS – Morris Claiborne 45 interception return (4th, 4:21)

### INDIVIDUAL STATISTICAL LEADERS

**RUSHING:** UG-Malcolm 5-37; Thomas 7-28, Crowell 10-15. LS-Blue 8-94-1 TD; Hilliard 8-72-2 TDs; Ford 6-34; Ware 6-13.

**PASSING:** UG-Murray 16-of-40, 163 yards, 1 TD, 2 INT; Mason 4-of-11, 55 yards; 0 TD, 0 INT. LS-Jefferson 5-of-13, 30 yards, 1 TD, 0 INT.

**RECEIVING:** UG-Charles 4-42; Mitchell 4-32; King 3-59; Conley 3-40. LS-Randle 2-15; Ware 1-9; Hilliard 1-8-1 TD.

**DEFENSE:** UG-Ogletree 6 TT (5-1), 1 Sack; Williams 5 TT (4-1); Rambo 5 TT (4-1). LS-Reid 7 TT (5-2); Brockers 6 TT (6-0), 2 TFL, 1 FF, 1 PBU; Minter 6 TT (4-2), 1 PBU.

## 2010 SEC CHAMPIONSHIP GAME AUBURN 56, SOUTH CAROLINA 17



Cam Newton left nothing to chance. He ran and passed the Auburn Tigers to a shot at the national championship they were denied six years ago, and he might as well start working on that Heisman pose, too.

Newton passed for a career-high 335 yards and four touchdowns, plus ran for a pair of TDs in an MVP performance that led Auburn to the Southeastern Conference championship with a 56-17 rout of Steve Spurrier and South Carolina on Saturday.

The Tigers, who came into the day sitting atop the Bowl Championship Series standings, must wait 24 hours before getting the official word, but it's nothing more than a formality: They'll be playing Oregon for the national title on Jan. 10 in Glendale, Ariz.

Hard to imagine the Heisman vote even being close after the 6-foot-6, 250-pound junior followed Tim Tebow as only the second player in the history of the top division to run AND pass for 20 touchdowns in a season. He slipped away from defenders with his surprising quickness, buying extra time to throw. He broke tackles with his power, not at all shocking given that he outweighed all three of South Carolina's starting linebackers by at least 25 pounds.

Or he just ran right over 'em. Newton guided the Tigers (13-0) to touchdowns on their first three possessions, though South Carolina (9-4) was in the game as halftime approached. Trailing only 21-14, the Gamecocks simply had to knock down Newton's last-gasp pass on the final play before the break.

They couldn't even do that. Newton heaved one up and DeVonte Holloman, standing in front of Terrell Zachery, leaped to tip it away. But the deflected ball went right to Darvin Adams for an improbable 51-yard touchdown that changed the complexion of the game. After South Carolina missed a field goal on the first possession of the second half, it was all Tigers.

The Tigers set an SEC championship game record for scoring and piled up 589 yards. Newton had a hand in 408 of them, breaking his previous best of 317 yards passing against Chattanooga and leading Auburn in rushing with 14 carries for 73 yards. Despite two big drops, Adams set another SEC championship record with 217 yards on seven receptions.

#### SCORING SUMMARY

Auburn	21	7	14	14	=	56
South Carolina	7	7	0	3	=	17

#### 1st Quarter

13:20 AU - Onterio McCalebb 12 yd pass from Cam Newton (Wes Byrum kick), AU 7 - SC 0  
09:53 SC - Patrick DiMarco 25 yd pass from Stephen Garcia (Spencer Lanning kick), AU 7 - SC 7

05:31 AU - Cam Newton 5 yd run (Wes Byrum kick), AU 14 - SC 7

02:09 AU - Darvin Adams 54 yd pass from Cam Newton (Wes Byrum kick), AU 21 - SC 7

#### 2nd Quarter

00:16 SC - Alshon Jeffery 1 yd pass from Stephen Garcia (Spencer Lanning kick), AU 21 - SC 14

00:00 AU - Darvin Adams 51 yd pass from Cam Newton (Wes Byrum kick), AU 28 - SC 14

#### 3rd Quarter

07:56 AU - Cam Newton 1 yd run (Wes Byrum kick), AU 35 - SC 14

07:23 AU - T'Sharvan Bell 10 yd interception return (Wes Byrum kick), AU 42 - SC 14

#### 4th Quarter

11:14 AU - Emory Blake 7 yd pass from Cam Newton (Wes Byrum kick), AU 49 - SC 14

07:48 SC - Spencer Lanning 33 yd field goal, AU 49 - SC 17

02:22 AU - Mario Fannin 6 yd run (Wes Byrum kick), AU 56 - SC 17

#### INDIVIDUAL STATISTICAL LEADERS

**RUSHING:** Auburn-Cam Newton 14-73; Michael Dyer 14-64; Barrett Trotter 2-37; Onterio McCalebb 3-30; Mario Fannin 6-28; Terrell Zachery 1-3; Kodi Burns 2-3. South Carolina-M. Lattimore 16-84; Connor Shaw 6-49; Stephen Garcia 7-18; Brian Maddox 1-5.

**PASSING:** Auburn-Cam Newton 17-28-0-335; Barrett Trotter 1-1-0-16. South Carolina-Stephen Garcia 16-28-2-170; Connor Shaw 4-5-0-23.

**RECEIVING:** Auburn-Darvin Adams 7-217; Emory Blake 5-63; Eric Smith 2-23; Phillip Lutzenkirchen 1-18; Derek Winter 1-16; Onterio McCalebb 1-12; Terrell Zachery 1-2. South Carolina-Alshon Jeffery 4-36; M. Lattimore 3-36; Tori Gurley 3-32; D.L. Moore 3-30; Ace Sanders 3-9; Patrick DiMarco 2-38; Mike Triglia 1-9; Kenny Miles 1-3.

**INTERCEPTIONS:** Auburn-T'Sharvan Bell 1-10; Daren Bates 1-0. South Carolina-None.

**FUMBLES:** Auburn-Cam Newton 1-1. South Carolina-None.

### 2009 SEC CHAMPIONSHIP GAME ALABAMA 32, FLORIDA 13



The No. 2 Alabama Crimson Tide won its 22nd Southeastern Conference Championship by beating No. 1 Florida, 32-13 with a balanced attack that gave the Tide its first league title since 1999. Alabama is now 13-0 on the season while the Gators fell to 12-1. It marked the first time in the history of the SEC Championship Game that both teams came in undefeated.

"Our entire team played great. Greg [McElroy] played great. Mark [Ingram] played great. Julio [Jones] played great," Alabama head coach Nick Saban said. "Really, most of the credit goes to our guys up front on the offensive line. This is a great win for our program."

Alabama amassed 490 yards of total offense against a Florida defense that had been limiting its opponents to an average of 230 yards per game this season.

Junior quarterback Greg McElroy, who threw for 239 yards and a touchdown on 12 completions, was named the game's most valuable player.

"It's been such an incredible season," McElroy said. "We started the season here (in the Georgia Dome) with a win and were able to win a championship today. I can't say enough about my offensive line, (and) we have the greatest coaching staff in the country."

Sophomore running back Mark Ingram rushed for 113 yards on 28 carries including three rushing touchdowns. He is now the Tide's all-time single-season rushing leader with 1,542, surpassing Bobby Humphrey's 1986 record of 1,471 and becomes the first Alabama rusher to go over 1,500 yards

in a season. His three touchdowns tied an SEC Championship Game record. Ingram also caught two passes for 76 yards.

Sophomore Marquis Maze led the Crimson Tide receivers with five catches for 96 yards.

Sophomore Mark Barron, junior Kareem Jackson and senior Rolando McClain led the Crimson Tide defense with seven, six and five tackles, respectively.

Alabama has now won an SEC title in every decade since winning the league's first title in 1933. The Tide's 22 championships ranks first in SEC history.

#### SCORING SUMMARY

Florida	3	10	0	0	=	13
Alabama	9	10	7	6	=	32

**1st:** 10:37 UA - Leigh Tiffin 48 yd field goal, 9-47 4:23, UF 0 - UA 3  
05:33 UA - Mark Ingram 7 yd run (Leigh Tiffin kick failed), 8-76 3:56, UF 0 - UA 9  
00:28 UF - C. Sturgis 48 yd field goal, 12-56 5:05, UF 3 - UA 9

**2nd:** 06:03 UA - Leigh Tiffin 34 yd field goal, 12-68 5:47, UF 3 - UA 12  
04:31 UF - D. Nelson 23 yd pass from T. Tebow (C. Sturgis kick), 4-70 1:32, UF 10 - UA 12  
03:32 UA - Mark Ingram 3 yd run (Leigh Tiffin kick), 2-72 0:59, UF 10 - UA 19  
01:18 UF - C. Sturgis 32 yd field goal, 5-65 2:14, UF 13 - UA 19

**3rd:** 09:53 UA - Colin Peek 17 yd pass from Greg McElroy (Leigh Tiffin kick), 5-74 2:48, UF 13 - UA 26

**4th:** 13:49 UA - Mark Ingram 1 yd run (Greg McElroy pass failed), 17-88 8:47, UF 13 - UA 32

#### INDIVIDUAL LEADERS

**RUSHING:** Florida-T. Tebow 10-63; B. James 1-9; J. Demps 1-9; C. Rainey 2-7. Alabama-Mark Ingram 28-113; T. Richardson 11-80; Roy Upchurch 7-57; Greg McElroy 4-10; Team 3-minus 9.

**PASSING:** Florida-T. Tebow 20-35-1-247. Alabama-Greg McElroy 12-18-0-239.

**RECEIVING:** Florida-A. Hernandez 8-85; D. Nelson 4-53; R. Cooper 3-77; D. Thompson 2-22; B. James 1-9; O. Hines 1-4; E. Moody 1-minus 3. Alabama-Marquis Maze 5-96; Colin Peek 3-39; Mark Ingram 2-76; Julio Jones 2-28.

**INTERCEPTIONS:** Florida-None. Alabama-Javier Arenas 1-0.

**FUMBLES:** Florida-None. Alabama-Team 1-0.

### 2008 SEC CHAMPIONSHIP GAME FLORIDA 31, ALABAMA 20



Eastern Division champion Florida used two fourth quarter touchdowns to erase a 20-17 deficit to defeat Western Division Alabama, 31-20, in the 17th SEC Football Championship Game, held Dec. 6 at the Georgia Dome in Atlanta. It marked the first time in SEC history two teams ranked No. 1 and No. 2 in the polls met head-to-head on the field.

A Georgia Dome record crowd of 75,892 was on hand as the two teams traded leads through the first three quarters.

Florida QB Tim Tebow was voted the game's Most Valuable Player. The Jacksonville, Fla., junior completed 14-of-22 passes for 216 yards and three touchdowns and also led the Gators in rushing with 57 yards on 17 carries. Tebow's five-yard TD pass to Riley Cooper with 2:50 left in the game gave the Gators the security of the win.

Florida came out of the gate first, with Tebow hitting Carl Moore with a three-yard TD pass at the 8:17 mark of the first quarter, giving the Gators a 7-0 lead. Alabama answered with a Glen Coffee 18-yard TD run on the next drive. The Tide followed that up with a Leigh Tiffin 30-yard field goal for a 10-7 end of first quarter lead.

The Gators bounced back. Jonathan Phillips hit a 19-yard field goal to tie the score, 10-10. With 2:59 left in the first half, Tebow found David Nelson for a five-yard TD strike and Florida went into the locker room with a 17-10 lead.

Alabama controlled the ball for much of the third quarter. The Tide engineered a 15-play, 91-yard drive on its opening possession of the half. It was capped by Mark Ingram's 2-yard TD run to tie the score, 17-17. With eight seconds left in the third quarter, Tiffin conneted on a 27-yard field goal to give Alabama a 20-17 lead.

Florida took the lead for good with 9:21 left in regulation. Jeff Demps scored from the one-yard line to give the Gators a 24-20 lead. Florida's defense held the Tide on its next drive and Tebow hit Cooper for the final margin, 31-20.

### SCORING SUMMARY

Alabama	10	0	10	0	=	20
Florida	7	10	0	14	=	31

UF - Carl Moore 3 pass from Tim Tebow (Jonathan Phillips kick) (1st, 8:17)  
 UA - Glen Coffee 18 run (Leigh Tiffin kick) (1st, 7:23)  
 UA - Tiffin 30 FG (1st, 3:28)  
 UF - Phillips 19 FG (2nd, 8:59)  
 UF - David Nelson 5 pass from Tebow (Phillips kick) (2nd, 2:59)  
 UA - Mark Ingram 2 run (Tiffin kick) (3rd, 6:20)  
 UA - Tiffin 27 FG (3rd, 0:08)  
 UF - Jeff Demps 1 run (Phillips kick) (4th, 9:21)  
 UF - Riley Cooper 5 pass from Tebow (Phillips kick) (4th, 2:50)

### INDIVIDUAL LEADERS

**Rushing:** ALABAMA: Coffee 21-112-1 TD; Ingram 8-21-1. FLORIDA: Tebow 17-57-0; Demps 14-53-1; Moody 4-23-0.

**Passing:** ALABAMA: Wilson 12-25-1, 187 yards, 0 TD. FLORIDA: Tebow 14-22-0, 216, 3 TDs.

**Receiving:** ALABAMA: Jones 5-124-0 TD, Walker 3-37-0, Hanks 3-19. FLORIDA: Murphy 4-86-0, Hernandez 3-43-0, Nelson 3-27-1 TD; Cooper 2-56-1 TD.

**Tackles:** ALABAMA: McClain 7 UT-2 AT=9 TT, R. Johnson 7-2=9, Woodall 6-2=8. FLORIDA: Haden 6-2=8; Spikes 5-2=7; Black 4-3=7.

## 2007 SEC CHAMPIONSHIP GAME LSU 21, TENNESSEE 14



Ryan Perrilloux and the fifth-ranked Tigers beat No. 14 Tennessee 21-14 - victory and suddenly was playing for the national title.

Jonathan Zenon scored on an 18-yard interception return with 9:54 left to rally LSU (11-2) from a 14-13 deficit, then Darryl Beck with picked off another pass by Erik Ainge deep in Tigers territory to seal it.

The Vols led 7-6 at halftime. The game shaded toward the Tigers' side in the second half, with Perrilloux starring in place of injured Matt Flynn.

For a while, it looked as if Tennessee safety Eric Berry might be the star of the game. He made a pair of plays in the third quarter that helped Tennessee take a 14-13 lead and preserve it. Berry recovered a fumble by NCAA sprint star Trindon Holliday that set up Ainge's 6-yard TD pass to Josh Briscoe for a 14-13 edge and later intercepted Perrilloux's pass.

### SCORING SUMMARY

Tennessee	7	0	7	0	=	14
LSU	6	0	7	8	=	21

**1st:** 12:00 UT - Chris Brown 11 yd pass from Erik Ainge (Daniel Lincoln kick)

Scoring Drive: 6 plays, 62 yards, TOP 3:00, UT 7 - LS 0

8:29 LS - Colt David 30 yd field goal

Scoring Drive: 10 plays, 63 yards, TOP 3:31, UT 7 - LS 3

3:07 LS - Colt David 30 yd field goal

Scoring Drive: 9 plays, 58 yards, TOP 3:57, UT 7 - LS 6

**2nd:** No Scoring

**3rd:** 11:52 LS - Demetrius Byrd 27 yd pass from Ryan Perrilloux (Colt David kick)

Scoring Drive: 6 plays, 76 yards, TOP 3:08, UT 7 - LS 13

3:09 UT - Josh Briscoe 6 yd pass from Erik Ainge (Daniel Lincoln kick)

Scoring Drive: 9 plays, 66 yards, TOP 3:40, UT 14 - LS 13

**4th:** 9:54 LS - Jonathan Zenon 18 yd interception return (Ryan Perrilloux rush), UT 14 - LS 21

### INDIVIDUAL LEADERS

**Rushing:** Tennessee: Foster 21-55-0 TD; Jones 2-39-0. LSU: Hester 23-120-0; Holliday 6-58-0; Williams 5-34-0.

**Passing:** Tennessee: Ainge 20-40-2, 249, 2 TDs. LSU: Perrilloux 20-30-1, 243, 1 TD.

**Receiving:** Tennessee: Briscoe 8-79-1 TD; five with 2 catches each. LSU: Doucet 5-29-0; Byrd 4-72-1 TD; LaFell 3-65-0.

**Tackles:** Tennessee: Mayo 8-7=15; Hefney 6-4=10. LSU: Steltz 5-3=8; Highsmith 3-4=7.

## 2006 SEC CHAMPIONSHIP GAME FLORIDA 38, ARKANSAS 28



The fourth-ranked University of Florida got second-half touchdowns on a muffed punt, a 67-yard run and a pass from a wide receiver en route to defeating No. 8 Arkansas, 38-28, to win its seventh SEC title.

With UF trailing 21-17 late in the third quarter, Arkansas sophomore Reggie Fish fumbled a punt inside the Razorbacks' five-yard line, allowing freshman cornerback Wondy Pierre-Louis to pounce on the ball in the endzone for a touchdown that gave Florida a 24-21 lead. After the Gator defense forced an

Arkansas punt, freshman wide receiver Percy Harvin took off on a career-long 67-yard touchdown run on Florida's first play of the fourth quarter, widening the lead to 31-21.

### SCORING SUMMARY

Arkansas	0	7	14	7	=	28
Florida	3	14	7	14	=	38

**1st:** 06:10 UF - C. Hetland 33 yd field goal; 6 plays, 47 yards, TOP 2:25, AR 0 - UF 3

**2nd:** 08:54 UF - C. Leak 9 yd run (C. Hetland kick); 1 play, 9 yards, TOP 0:29, AR 0 - UF 10

04:02 UF - P. Harvin 37 yd pass from C. Leak (C. Hetland kick); 8 plays, 74 yards, TOP 3:23, AR 0 - UF 17

01:55 AR - Marcus Monk 48 yd pass from Casey Dick (Jeremy Davis kick); 3 plays, 66 yards, TOP 2:07, AR 7 - UF 17

**3rd:** 12:06 AR - Felix Jones 2 yd pass from Darren McFadden (Jeremy Davis kick); 7 plays, 32 yards, TOP 2:18, AR 14 - UF 17

08:33 AR - A. Robinson 40 yd interception return (Jeremy Davis kick); AR 21 - UF 17

03:47 UF - W. Pierre-Louis 0 yd fumble recovery (C. Hetland kick); AR 21 - UF 24

**4th:** 14:22 UF - P. Harvin 67 yd run (C. Hetland kick); 1 play, 67 yards, TOP 0:30, AR 21 - UF 31

12:29 AR - Felix Jones 29 yd pass from C. Washington (Jeremy Davis kick); 4 plays, 63 yards, TOP 1:53, AR 28 - UF 31

09:04 UF - T. Casey 5 yd pass from A. Caldwell (C. Hetland kick); 8 plays, 80 yards, TOP 3:25, AR 28 - UF 38

### INDIVIDUAL LEADERS

**Rushing:** ARK - Darren McFadden 21-73; Felix Jones 13-57; Mitch Mustain 1-2. FLA - Percy Harvin 6-105-1 TD; K. Moore 3-32; Tim Tebow 8-32.

**Passing:** ARK - Casey Dick 10-22-2, 148 yards, 1 TD; D. McFadden 1-3-0, 2 yards, 1 TD; FLA - Chris Leak 16-30-2, 189 yards, 1 TD; A. Caldwell 1-1-0, 5 yards, 1 TD.

**Receiving:** ARK - Marcus Monk 3-69-1 TDs; Felix Jones 2-31; Darren McFadden 2-27. FLA - C. Ingram 6-71; P. Harvin 5-62-1 TD; A. Caldwell 3-31.

**Tackles:** ARK - Randy Kelly 9-3=12 (1 TFL -8); John Johnson 5-2=7; Sam Olajubutu 4-2=6. FLA - B. Siler 9-3=12; E. Everett 3-3=6; D. Munroe 3-3=6 (1 TFL -2)

## 2005 SEC CHAMPIONSHIP GAME GEORGIA 34, LSU 14



D.J. Shockley threw two touchdown passes to Sean Bailey, and Bryan McClendon set up another score with a blocked punt as Georgia won its second Southeastern Conference championship in four years with a 34-14 victory over LSU.

Georgia took control early, scoring two touchdowns before the game was nine minutes old.

LSU closed the gap to 14-7 early in the second period on JaMarcus Russell's 1-yard dive, but that was the Tigers' last hurrah. McClendon charged through the line to block Chris Jackson's punt, giving Georgia another prime scoring chance at the LSU 15.

On third-and-2, Shockley took off running when the pocket collapsed, breaking an attempted tackle for a 7-yard touchdown.

Shockley rushed for a touchdown and passing for two others.

### SCORING SUMMARY

Georgia	14	7	3	10	=	34
LSU	0	7	0	7	=	14

UGA - Sean Bailey 45 pass from D.J. Shockley (Brandon Coutu kick), 1st Q (10:19) (1-45-0:08) [UGA 7-0]

UGA - Sean Bailey 29 pass from D.J. Shockley (Brandon Coutu kick), 1st Q (6:12) (6-51-2:34) [UGA 14-0]

LSU - JaMarcus Russell 1 run (Colt David kick), 2nd Q (13:53) (14-80-7:19) [UGA 14-7]

UGA - D.J. Shockley 7 run (Brandon Coutu kick), 2nd Q (8:23) (3-15-1:21) [UGA 21-7]

UGA - Brandon Coutu 22 FG, 3rd Q (9:52) (10-62-3:50) [UGA 24-7]

UGA - Brandon Coutu 51 FG, 4th Q (14:40) (11-40-5:35) [UGA 27-7]

UGA - Tim Jennings 15 interception return (Brandon Coutu kick), 4th Q (14:18) [UGA 34-7]

LSU - Dwayne Bowe 19 pass from Matt Flynn (Colt David kick), 4th Q (5:38) [UGA 34-14]

## INDIVIDUAL LEADERS

**Rushing:** UGA - Thomas Brown 14-62; Gregg Lumpkin 13-38; Danny Ware 8-28; D.J. Shockley 7-10-1 TD. LSU - Shyrone Carey 10-43; Skyler Green 2-26; Justin Vincent 8-15; Joseph Addai 2-7.

**Passing:** UGA - D.J. Shockley 12-6-0, 112 yards, 2 TDs. LSU - JaMarcus Russell 19-11-1, 120 yards, 0 TDs; Matt Flynn 11-3-1, 36 yards, 1 TD.

**Receiving:** UGA - Sean Bailey 2-74-2 TDs; Mohamed Massaquoi 2-15. LSU - Dwayne Bowe 5-74-1 TD; David Jones 2-28; Shyrone Carey 2-18.

**Tackles:** UGA - Jarvis Jackson 6-2=8 (1 TFL -3); Tony Taylor 5-1=6; Tim Jennings 5-1-6 (2 TFL -14, 1 INT, 1 Sack -12); Greg Blue 4-2=6. LSU - Craig Steltz 6-2=8; Melvin Oliver 5-2-7; LaRon Landry 4-2=6 (1 TFL -3).

## 2004 SEC CHAMPIONSHIP GAME AUBURN 38, TENNESSEE 28



Auburn continued its perfect season with a 38-28 win over Tennessee in the 2004 SEC Championship Game.

Auburn won its first-ever SEC Football Championship Game in the process.

Auburn's Jason Campbell completed 27-of-35 passes for 374 yards with 3 TDs and an interception. He also had 57 yards rushing on 13 carries.

The Tigers got off to a quick start, converting touchdowns on a fumble recovery by Cole Bennett in the end zone and a Carnell Williams five-yard run in the first quarter to give Auburn a 14-0 lead. The two teams traded touchdowns the remainder of the first half and the Tigers went into the locker room with a 21-7 lead.

Tennessee got back into the game quickly in the second half. Rick Clausen hit Robert Meachem with a 17-yard TD pass and on the Vols' next drive, Gerald Riggs rushed for an 80-yard TD to tie the score at 21-21.

The Tigers, on their possession with a 53-yard TD pass to Devin Aromashodu on Auburn's next drive to make the score 28-21.

With Auburn leading 31-28 midway through the fourth quarter, Campbell put the game out of reach for the Tigers with a 43-yard TD pass to Ben Obomanu.

## SCORING SUMMARY

Auburn	14	7	7	10	=	38
Tennessee	7	0	14	7	=	28

AU - Cole Bennett 0 yard fumble recovery (John Vaughn kick), 1st Q (13:24)  
 AU - Carnell Williams 5 run (Vaughn kick), 1st Q (8:35)  
 UT - Cedric Houston 2 run (James Wilhoit kick), 1st Q (0:00)  
 AU - Courtney Taylor 4 pass from Jason Campbell (Vaughn kick), 2nd Q (9:15)  
 UT - Robert Meachem 17 pass from Rick Clausen (Wilhoit kick), 3rd Q (9:39)  
 UT - Gerald Riggs 80 run (Wilhoit kick), 3rd Q (6:05)  
 AU - Devin Aromashodu 53 pass from Campbell (Vaughn kick), 3rd Q (3:45)  
 AU - Vaughn 22 FG, 4th (11:46)  
 UT - Riggs 9 run (Wilhoit kick), 4th (10:07)  
 AU - Ben Obomanu 43 pass from Campbell (Vaughn kick), 4th (6:56)

## INDIVIDUAL LEADERS

**Rushing:** AU - Williams 19-100-1 TD; Campbell 13-57; Brown 16-50. UT - Riggs 11-182-2 TDs; Houston 11-37-1 TD.

**Passing:** AU - Campbell 35-27-1, 374 yards; 3 TDs. UT - Clausen 20-8-0, 69 yards; 1 TD.

**Receiving:** AU - Taylor 6-111-1 TD; Obomanu 6-93-1 TD; R. Brown 6-55. UT - T. Brown 3-28; Anderson 2-11.

**Tackles:** AU - Williams 7-1-8 TT; Graves 2-3-5 TT; Jackson 1-4-5 TT. UT - Gaither 15-3-18 TT; Burnett 10-3-13 TT.

## 2003 SEC CHAMPIONSHIP GAME LSU 34, GEORGIA 13



LSU won the SEC championship, defeating Georgia, 34-13, in front of 74,913 fans at the Georgia Dome.

The Tigers' Justin Vincent became the first freshman to be named Most Valuable Player in the SEC Championship Game.

Vincent rushed for an SEC Championship Game-record 201 yards on 18 carries and two TDs.

LSU got on the scoreboard first on Vincent's 87-yard TD run with 4:49 left in the first quarter. The jaunt was the longest rush in SEC Championship Game history. On the ensuing Georgia drive, the Tigers tackled Bulldog punter Gordon Ely-Kelso in the endzone to add to the LSU advantage, 8-0.

Early in the second quarter, Matt Mauck and Michael Clayton connected on a 43-yard TD pass and on LSU's next drive, Rayn Gaudet added a 35-yard field goal to put the Tigers ahead, 17-0.

Georgia closed the gap to 11 with two field goals by Billy Bennett. In the third quarter, Bennett's 49-yard field goal pulled the Bulldogs within a 17-6 deficit.

On Georgia's next drive, Tiger LB Lionel Turner intercepted a David Greene pass and returned it 18 yards for a TD to give the Tigers a 24-6 lead in the third quarter.

On Georgia's next drive, Greene made amends by hitting TE Ben Watson on an 18-yard TD pass pulling the Bulldogs to within a 24-13 margin.

Vincent's 3-yard run put the finishing touches on a 9-play, 78-yard drive that gave the Tigers a 31-13 lead. Gaudet added a 22-yard field goal later in the quarter to make the final score, 34-13.

## SCORING SUMMARY

Georgia	0	3	10	0	=	13
LSU	8	9	7	10	=	34

LSU - Vincent 87 run (Jackson kick failed), 4:49 (1st)  
 LSU - Team Safety, 3:11 (1st)  
 LSU - Clayton 43 pass from Mauck (Jackson kick blocked), 14:51 (2nd)  
 LSU - Gaudet 35 FG, 9:37 (2nd)  
 UGA - Bennett 51 FG, 6:38 (2nd)  
 UGA - Bennett 49 FG, 7:46 (3rd)  
 LSU - Turner 18 interception return (Gaudet kick), 4:17 (3rd)  
 UGA - Watson 18 pass from Greene (Bennett kick), 3:40 (3rd)  
 LSU - Vincent 3 run (Gaudet kick), 14:54 (4th)  
 LSU - Gaudet 22 FG, 7:12 (4th)

## INDIVIDUAL LEADERS

**Rushing:** UGA - Lumpkin (7-54); Brown (1-35); Cooper (9-14). LSU - Vincent (18-201-2 TD); Addai (8-60); Broussard (11-47).

**Passing:** UGA - Greene (17-41-3, 199; 1 TD); LSU - Mauck (14-22-1, 151; 1 TD).

**Receiving:** UGA - Watson (4-86-1 TD); Gibson (3-19). LSU - Clayton (5-81-1 TD); Henderson (4-47); Green (3-11).

**Tackles:** UGA - Davis (5-6-11); Thurman (4-7-11); Blue (4-5-9); Jones (3-6-9); LSU - Daniels (5-1-6); Alexander (3-3-6); Turner (1-5-6).

## 2002 SEC CHAMPIONSHIP GAME GEORGIA 30, ARKANSAS 3



Georgia won its first Southeastern Conference Championship in 20 years, defeating Arkansas 30-3.

The Bulldogs scored on their first five possessions for a 23-0 half-time lead.

Musa Smith rushed for 106 yards and two touchdowns. David Greene threw for 237 yards. Terrence Edwards had seven catches for 92 yards, becoming the SEC's career leader in receiving yards.

The game belonged to Georgia right from the start. At the end of the game's first offensive drive, Georgia's Decory Bryant blocked Richie Butler's punt. Thomas Davis scooped up the loose ball and ran to the Arkansas 2.

After Bryant's play, Smith powered into the end zone standing up to put Georgia ahead 7-0.

On Georgia's second offensive drive, Greene threw an 18-yard pass to Edwards and a 22-yarder to J.T. Wall, then Smith finished off the drive with a 17-yard touchdown run.

Georgia's next three possessions ended with field goals by Billy Bennett, who connected from 29, 42 and 39 yards to provide a comfortable margin at halftime.

## SCORING SUMMARY

Arkansas	0	0	3	0	=	3
Georgia	17	6	0	7	=	30

UGA - Smith 2 run (Bennett kick), 11:58 (1st)  
 UGA - Smith 17 run (Bennett kick), 8:49 (1st)  
 UGA - Bennett 29 FG, 3:54 (1st)  
 UGA - Bennett 42 FG, 12:10 (2nd)  
 UGA - Bennett 39 FG, 6:24 (2nd)  
 UA - Carlton 27 FG, 0:52 (3rd)  
 UGA - Watson 20 pass from Greene (Bennett kick), 12:08 (4th)

## INDIVIDUAL LEADERS

**Rushing:** UA - Talley (17-51); Howard (3-14); UGA - Smith (19-106-2 TDs); Greene (4-17).

**Passing:** UA - Jones (9-17-0, 60 yards, 0 TD); UGA - Greene (17-29-0, 237 yards, 1 TD).

**Receiving:** UA - Smith (5-36); Birmingham (2-12); UGA - Edwards (7-92); Gibson (5-93).

**Tackles:** UA - Hamlin 7 (7-0); Miller 7 (5-2); Osborne 7 (3-4); UGA - Bailey 6 (3-3); Gilbert 5 (5-0); Clemons 5 (2-3).

## 2001 SEC CHAMPIONSHIP GAME LSU 31, TENNESSEE 20



LSU, in its first appearance in the SEC Championship Game, won its first conference title since 1986.

Trailing 17-16 entering the fourth quarter, LSU was directed on two touchdown drives by backup QB Matt Mauck, who entered the game for the injured Rohan Davey in the first half. Mauck scored his second rushing touchdown of the game on the second play of the fourth quarter from 13 yards out, and after a successful two-point conversion, put the Tigers ahead to stay, 24-17.

LSU put the game out of reach late in the fourth quarter on a one-yard TD run by Domanick Davis to make the final margin, 31-20.

Mauck directed the Tigers to the game's first touchdown, capping it with a four-yard TD run to put LSU ahead, 7-0.

Tennessee then scored 17 unanswered points in the second quarter, including two passing TDs from quarterback Casey Clausen. The first was a 31-yard pass to Kelley Washington and second was a three-yard pass to Troy Fleming. LSU's John Corbello broke the Vol scoring string with a 45-yard field goal with just 29 seconds left in the first half.

Corbello added two field goals in the third quarter, which closed the Vol lead to 17-16 by quarter's end.

### SCORING SUMMARY

Tennessee	0	17	0	3	=	20
LSU	7	3	6	15	=	31

LSU - Mauck 4 run (Corbello kick), 8:14 (1st)  
 UT - Washington 31 pass from Clausen (Walls kick), 9:04 (2nd)  
 UT - Fleming 3 pass from Clausen (Walls kick), 6:18 (2nd)  
 UT - Walls 51 FG, 3:52 (2nd)  
 LSU - Corbello 45 FG, 0:29 (2nd)  
 LSU - Corbello 47 FG, 11:51 (3rd)  
 LSU - Corbello 45 FG, 2:45 (3rd)  
 LSU - Mauck 13 run (Reed from Mauck), 14:20 (4th)  
 UT - Walls 21 FG, 9:55 (4th)  
 LSU - Davis 1 run (Corbello kick), 2:26 (4th)

### INDIVIDUAL LEADERS

**Rushing:** UT - Stephens (14-37); LSU - Davis (16-78-1 TD); Mauck (12-43-2 TDs).  
**Passing:** UT - Clausen (27-43-0; 332 yards; 2 TDs); LSU - Davey (9-20-0, 84 yards; 0 TD; Mauck (5-15-0; 67 yards; 0 TD).  
**Receiving:** UT - Washington (9-140-1 TD); Stallworth (7-96); Witten (3-40); LSU - Reed (4-60); Clayton (4-54).  
**Tackles:** UT - Moore (7-1=8); Whiteside (5-0=5); Stevenson (4-1=5); Battle (5-0=5); LSU - B. James (9-1=10); Gay (5-1=6); D. James (4-0=4); Faulk (3-1=4).

## 2000 SEC CHAMPIONSHIP GAME FLORIDA 28, AUBURN 6



Rex Grossman completed 17 of 26 passes for 238 yards for the Gators while UF running back Earnest Graham set an SEC Championship Game record with 169 rushing yards on 19 carries.

The Gators went out to a 14-0 lead in the first quarter. Grossman's 10-yard TD strike to Reche Caldwell with 13:09 left in the first quarter put the Gators ahead to stay, 7-0. Another Grossman to Caldwell strike, for 66 yards, added to the score in the first quarter.

Florida added to its lead midway through the second quarter. Grossman hit freshman Jabar Gaffney on a 27-yard TD strike to make the score 21-0.

Auburn got on the scoreboard late in the second quarter on a 44-yard field goal by Damon Duval with no time left.

The Tigers also got on the scoreboard first in the second half on a 21-yard field goal with 9:43 left in the third quarter, making the score 21-6.

On the game's following drive, the Gators put the game out of reach. Grossman led Florida on an 11-play, 80-yard drive that took 4:26 off the clock. The drive ended on a 12-yard pass from Grossman to Brian Haugabrook putting the Gators ahead, 28-6.

Tiger QB Ben Leard had to leave the game with an injury in the third quarter. Leard completed 17 of 33 passes for 158 yards.

The Gator defense played a big role in the win as it held SEC Player of the Year Rudi Johnson to just 47 yards rushing on 17 carries.

### SCORING SUMMARY

Florida	14	7	7	0	=	28
Auburn	0	3	3	0	=	6

UF - Caldwell 10 pass from Grossman (Chandler kick), 13:09 (1st)  
 UF - Caldwell 66 pass from Grossman (Chandler kick), 2:42 (1st)  
 UF - Gaffney 27 pass from Grossman (Chandler kick), 8:19 (2nd)  
 AU - Duval 44 FG, 0:00 (2nd)  
 AU - Duval 21 FG, 9:43 (2nd)  
 UF - Haugabrook 12 pass from Grossman (Chandler kick), 5:17 (3rd)

### INDIVIDUAL LEADERS

**Rushing:** UF - Graham (19-169); Gillespie (11-45); AU - Evans (8-69); Johnson (17-47).  
**Passing:** UF - Grossman (17-26-1; 238 yds., 4 TDs); AU - Leard (17-30-1; 158 yds., 0 TD).  
**Receiving:** UF - Gaffney (5-84-1 TD); Caldwell (3-91-2 TD); AU - Evans (4-45); Diamond (4-42).  
**Tackles:** UF - Hardmon 6 (6-0); Brown 5 (5-0); AU - Thomas 11 (9-2).

## 1999 SEC CHAMPIONSHIP GAME ALABAMA 34, FLORIDA 7



Alabama broke open a close game in the fourth quarter, outscoring Florida 19-0 in the final stanza.

Two big plays in the fourth quarter led directly to 13 Crimson Tide points. With 11:54 left in the contest, Freddie Milons scored on a 77-yard run and 18 seconds later, Alabama's Reggie Grimes scored from 38-yards on an interception return. The score went from 15-7 at the beginning of the fourth quarter to 28-7 with 11:36 left in the contest.

Florida got on the scoreboard first, on a 3-yard pass from Earnest Graham to Erron Kinney, in the game's first possession. The Alabama defense would allow Florida just 59 total offensive yards the rest of the way.

The Alabama defense intercepted four passes and kept the Florida offense from converting a third down in the contest. The Tide held the Gators to their lowest total offense, passing yards, pass completions and first down totals ever under head coach Steve Spurrier.

After the Gators got out to a 7-0 lead, Alabama used two Ryan Pflugner field goals of 29 and 48 yards to cut the margin to 7-6 with just 2:03 left in the first half.

Following an interception by Alabama's Marcus Spencer, the Crimson Tide took the lead five plays later on a 27-yard TD pass from Andrew Zow to Jason McAddley. Alabama went into the locker room ahead, 12-7.

### SCORING SUMMARY

Florida	7	0	0	0	=	7
Alabama	0	12	3	19	=	34

UF - Kinney 3 pass from Graham (Chandler kick), 13:20 (1st)  
 UA - Pflugner 29 FG, 11:03 (2nd)  
 UA - Pflugner 48 FG, 2:03 (2nd)  
 UA - McAddley 27 pass from Zow (pass failed), 00:30 (2nd)  
 UA - Pflugner 49 FG, 3:12 (3rd)  
 UA - Milons 77 run (Pflugner kick), 11:54 (4th)  
 UA - Grimes 38 interception return (kick failed), 11:36 (4th)  
 UA - Alexander 7 run (rush failed), 3:58 (4th)

### INDIVIDUAL LEADERS

**Rushing:** UF - Graham (9-27); UA - Milons (6-116-1), Alexander (30-97-1).  
**Passing:** UF - Palmer (7-20-3-80 yards); UA - Zow (10-17-0-134 yards-1 TD).  
**Receiving:** UF - Jackson (3-49); UA - Carter (5-71); McAddley (4-46-1 TD).  
**Tackles:** UF - Manuel (7-4=11); Dixon (6-4=10); UA - Merritt (4-0=4).

## 1998 SEC CHAMPIONSHIP GAME TENNESSEE 24, MISSISSIPPI STATE 14



Behind 14-10 midway through the fourth quarter, Tennessee scored two late touchdowns to hold off Mississippi State, 24-14.

The win by Tennessee enabled the Vols to stay undefeated for the season and participate in the National Championship Game at the Tostitos Fiesta Bowl.

Midway through the final quarter, MSU's Kevin Prentiss returned a punt 83 yards for a touchdown to put the Bulldogs ahead, 14-10.

On UT's following drive, QB Tee Martin drove the Vols down the field and hit WR Peerless Price with a 41-yard TD pass with 6:15 left to give Tennessee a 17-14 lead.



Mississippi State fumbled on the first play of the next drive, giving the ball back to Tennessee at the MSU 26-yard line. On the next play Martin found Cedric Wilson for a 26-yard TD pass to give the Vols the final 24-14 margin.

#### SCORING SUMMARY

Mississippi State	7	0	0	7	=	14
Tennessee	0	10	0	14	=	24

MS - Bean 70 interception return (Hazelwood kick), :05 (1st)  
 UT - Stephens 2 run (Hall kick), 9:32 (2nd)  
 UT - Hall 31 FG, 5:09 (2nd)  
 MS - Prentiss 83 punt return (Hazelwood kick), 8:43 (4th)  
 UT - Price 41 pass from Martin (Hall kick), 6:15 (4th)  
 UT - Wilson 26 pass from Martin (Hall kick), 5:47 (4th)

#### INDIVIDUAL LEADERS

**Rushing:** MS - Johnson (14-38); UT - Henry (26-120)  
**Passing:** MS - Madkin (10-22-2, 84 yards); UT - Martin (15-32-1, 208 yards, 2 TDs)  
**Receiving:** MS - Cooper (5-44); UT - Price (6-97), Copeland (5-76)  
**Tackles:** MS - Campbell (10-2=12); UT - Walker (4-1=5)

### 1997 SEC CHAMPIONSHIP GAME TENNESSEE 30, AUBURN 29



Tennessee defeated Auburn, 30-29, in a game that went down to the line.

Before a Georgia Dome Sporting Event record crowd of 74,896, the Vols came from a 20-7 second quarter deficit to defeat the Tigers on Peyton Manning's 73-yard TD pass to Marcus Nash early in the fourth quarter.

A defensive struggle ensued and the Vols were off to the FedEx Orange Bowl to play for the Bowl Alliance.

The Vols got on the scoreboard first on a 40-yard TD pass from Manning to Peerless Price. However, that was all the scoring Tennessee could muster until a Jeff Hall 27-yard field goal midway through the second quarter.

In the meantime, Auburn accounted for 20 unanswered points, led by a 24-yard fumble return by Brad Ware and a 51-yard TD pass from Dameyune Craig to Tyrone Goodson. AU's Jaret Holmes also hit two field goals.

The two teams traded touchdowns midway through the third quarter. Behind 27-17, UT scored on a 46-yard pass from Manning to Price. On the PAT attempt, Auburn's Quinton Reese returned the blocked kick for a two-point conversion to score.

That set up the heroics on Nash's 73-yard TD reception from Manning and Hall's PAT that won the game for Tennessee.

#### SCORING SUMMARY

Tennessee	7	3	13	7	=	30
Auburn	13	7	9	0	=	29

UT - Price 40 pass from Manning (Hall kick); 12:41 (1st)  
 AU - Holmes 30 FG; 10:25 (1st)  
 AU - Ware 24 fumble return (Holmes kick); 5:36 (1st)  
 AU - Holmes 48 FG; 1:27 (1st)  
 AU - Goodson 51 pass from Craig (Holmes kick); 14:12 (2nd)  
 UT - Hall 27 FG; 7:46 (2nd)  
 UT - Copeland 5 pass from Manning (Hall kick); 11:56 (3rd)  
 AU - Beasley 24 pass from Craig (Holmes kick); 6:14 (3rd)  
 UT - Price 46 pass from Manning (kick blocked); 1:06 (3rd)  
 AU - Reese PAT return; 1:06 (3rd)  
 UT - Nash 73 pass from Manning (Hall kick); 11:14 (4th)

#### INDIVIDUAL LEADERS

**Rushing:** UT - Lewis (31-127); AU - Williams (6-8)  
**Passing:** UT - Manning (25-43-2, 373 yards); AU - Craig (14-34-0, 262 yards)  
**Receiving:** UT - Nash (9-126), Price (8-161); AU - Poor (3-98), Beasley (3-56)  
**Tackles:** UT - Gaines (4-0=4); AU - Spikes (10-5=15)

### 1996 SEC CHAMPIONSHIP GAME FLORIDA 45, ALABAMA 30



Eastern Division champion Florida downed Western Division champion Alabama, 45-30.

The Gators, went on to the Nokia Sugar Bowl and claimed their first national championship.

Quarterback Danny Wuerffel threw for an SEC Championship Game record 401 yards and six touchdowns against a Crimson Tide defense that was ranked sixth in the nation in total defense coming into the contest.

Wuerffel's favorite target was wide receiver Reidel Anthony, who caught 11 aerials for 171 yards and three touchdowns - all three numbers were game records.

Alabama got on the scoreboard first on a 36-yard touchdown pass from Freddie Kitchens to Dennis Riddle. The Gators went on to score 24 straight points in building up a 24-14 halftime lead.

In the third quarter, the two teams traded touchdowns, including two long scoring plays. In the third quarter, Kitchens hit receiver Michael Vaughn with a 94-yard strike, the longest play from scrimmage in SEC Championship Game history. Within a minute, Wuerffel retaliated for the Gators, hitting Jacquez Green with a 85-yard touchdown pass.

#### SCORING SUMMARY

Alabama	7	7	14	2	=	30
Florida	6	18	14	7	=	45

UA - Riddle 36 pass from Kitchens (Brock kick); 8:52 (1st)  
 UF - Hilliard 46 pass from Wuerffel (kick blocked); 3:11 (1st)  
 UF - Anthony 21 pass from Wuerffel (Anthony pass from Wuerffel); 14:37 (2nd)  
 UF - Williams 45 pass from Wuerffel (Cooper kick); 11:35 (2nd)  
 UF - Cooper 35 FG; 7:39 (2nd)  
 UA - Vaughn 8 pass from Kitchens (Brock kick); 0:29 (2nd)  
 UA - Riddle 5 run (Brock kick); 9:12 (3rd)  
 UF - Anthony 13 pass from Wuerffel (Cooper kick); 5:14 (3rd)  
 UA - Vaughn 94 pass from Kitchens (Brock kick); 4:06 (3rd)  
 UF - Green 85 pass from Wuerffel (Cooper kick); 3:09 (3rd)  
 UF - Anthony 21 pass from Wuerffel (Cooper kick); 14:54 (4th)  
 UA - Team Safety; 4:32 (4th)

#### INDIVIDUAL LEADERS

**Rushing:** UA - Riddle (17-42); UF - Taylor (13-83)  
**Passing:** UA - Kitchens (19-45-1, 264 yards); UF - Wuerffel (20-35-2, 401 yards)  
**Receiving:** UA - Riddle (6-82); UF - Anthony (11-171)  
**Tackles:** UA - Sigler (4-3=7); UF - Bates (7-3=10)

### 1995 SEC CHAMPIONSHIP GAME FLORIDA 34, ARKANSAS 3



Florida defeated Western Division Champion Arkansas, 34-3.

The Gators, who went through the regular season undefeated, continued its dominance on this night. Florida out-gained the Razorbacks, 396-299, and committed no turnovers, while forcing Arkansas into four giveaways.

Arkansas got on the scoreboard first when Todd Latourette kicked a 36-yard field goal with 7:26 left in the first quarter. The Razorbacks were dealt some bad news on that drive, however. Sophomore running back Madre Hill, who finished third in the conference in rushing, was lost for the game with a knee injury.

The Gators took the ensuing kickoff and went 80 yards in seven plays, capped off when game MVP Danny Wuerffel connected with Chris Doering on a 22-yard touchdown pass. Florida would never look back.

The SEC's fourth title game attracted a television audience of over 25 million viewers. ABC's broadcast earned a 7.2 rating.

#### SCORING SUMMARY

Florida	14	3	14	3	=	34
Arkansas	3	0	0	0	=	3

AR - Latourette 36 FG; 7:26 (1st)  
 UF - Doering 22 from Wuerffel (Edmiston kick); 4:30 (1st)  
 UF - Wuerffel 1 run (Edmiston kick); 1:25 (1st)  
 UF - Edmiston 31 FG; 5:03 (2nd)  
 UF - Hilliard 29 pass from Wuerffel (Edmiston kick); 8:26 (3rd)  
 UF - Hanks 95 fumble return (Edmiston kick); 4:25 (3rd)  
 UF - Edmiston 20 FG; 12:48 (4th)

### INDIVIDUAL LEADERS

**Rushing:** UF - T. Jackson (11-62); AR - Johnson (20-71)  
**Passing:** UF - Wuerffel (20-28-0, 276 yards); AR - Lunney (17-27-2; 170 yards)  
**Receiving:** UF - Hilliard (7-125); AR - Meadors (7-74)  
**Tackles:** UF - Hanks (6-3=9), Barnard (5-4=9), Wright (8-1=9); AR - Delco (6-4=10)

## 1994 SEC CHAMPIONSHIP GAME FLORIDA 24, ALABAMA 23



Atlanta was the site of the 1994 SEC Football Championship, as a Georgia Dome record 74,751 watched Eastern Division Champion Florida capture its second straight conference crown with a 24-23 victory over Western Division Champion Alabama.

The Gators effectively moved the ball through the air, as Danny Wuerffel connected on 23 of 41 passes for 227 yards and a pair of touchdowns. But at the conclusion of the hard-fought contest, it was Florida defensive standout Ellis Johnson who distinguished himself as the game's most valuable player. The rugged senior recorded five tackles, one pass breakup and an SEC Championship record three tackles behind the line of scrimmage, including two quarterback sacks.

Trailing 17-10 at the half, Alabama regained the lead, 23-17, with two third-quarter field goals and an interception return for a touchdown with less than nine minutes to play. Florida responded with an 80-yard, 10-play drive which ended with a two-yard touchdown pass from Wuerffel to Chris Doering with just 5:29 remaining in the fourth quarter. The extra point by Judd Davis secured the winning margin, as the Gator defense forced an interception on the final Alabama drive.

The SEC's third title game attracted a television audience of more than 30 million viewers. ABC's broadcast earned a 10.5 rating, marking the network's most-watched college football game since the 1991 season.

### SCORING SUMMARY

Alabama	7	3	6	7	=	23
Florida	7	10	0	7	=	24

UA - Brown 70 pass from Barker (Proctor kick); 11:05 (1st)  
 UF - Anthony 26 pass from Wuerffel (Davis kick); 4:07 (1st)  
 UA - Proctor 22 FG; 14:45 (2nd)  
 UF - Davis 42 FG; 10:31 (2nd)  
 UF - Wuerffel 1 run (Davis kick); 1:15 (2nd)  
 UA - Proctor 47 FG; 7:35 (3rd)  
 UA - Proctor 48 FG; 2:14 (3rd)  
 UA - Rudd 23 interception return (Proctor kick); 8:56 (4th)  
 UF - Doering 2 pass from Wuerffel (Davis kick); 5:29 (4th)

### INDIVIDUAL LEADERS

**Rushing:** UA - Williams (29-99); UF - Taylor (14-40)  
**Passing:** UA - Barker (10-19-2, 181 yards); UF - Wuerffel (23-41-2, 227 yards)  
**Receiving:** UA - Brown (3-119), Lynch (3-28); UF - Anthony (8-105), Taylor (7-62)  
**Tackles:** UA - Townsend (6-1=7); UF - Freeman (5-3=8), Carter (7-1=8), Showers (3-5=8)

## 1993 SEC CHAMPIONSHIP GAME FLORIDA 28, ALABAMA 13



The SEC staged its second annual Championship Football Game on Dec. 4, 1993, with Eastern Division Champion Florida defeating Western Division winner Alabama, 28-13, in front of a crowd of 76,345 at Birmingham's Legion Field.

The Gators were led by quarterback Terry Dean, who passed for 256 yards and two touchdowns en route to Championship Game Most Valuable Player honors. After virtually three quarters of neck-and-neck football, and the Gators leading by one, 14-13, Florida was faced with a fourth-and-eight situation. Punter Shayne Edge kept the drive alive with a 20-yard spring, and on the next play, Dean hit wideout Jack Jackson with a 43-yard strike to give Florida an eight-point cushion. From there, the Florida defense held its ground and the Gators secured the victory.

The victory secured Florida as the host of the USF&G Sugar Bowl. On Jan. 1, 1994, the eight-ranked Gators defeated West Virginia, 41-7, in New Orleans to win their first Sugar Bowl title.

### SCORING SUMMARY

Florida	7	7	7	7	=	28
Alabama	7	3	3	0	=	13

UA - Lynch 1 run (Proctor kick); 10:13 (1st)  
 UF - Houston 13 pass from Dean (Davis kick); 1:02 (1st)  
 UA - Proctor 45 FG; 12:02 (2nd)  
 UF - Dean 2 run (Davis kick); 1:10 (2nd)  
 UA - Proctor 25 FG; 2:14 (3rd)  
 UF - J. Jackson 43 pass from Dean (Davis kick); 0:28 (3rd)  
 UF - Rhett 3 run (Davis kick); 11:59 (4th)

### INDIVIDUAL LEADERS

**Rushing:** UF - Rhett (22-88); UA - Palmer (16-93)  
**Passing:** UF - Dean (20-37-2, 256 yards); UA - Palmer (8-16-1, 90 yards), Burgdorf (9-12-0, 71 yards)  
**Receiving:** UF - W. Jackson (9-114); UA - Palmer (3-22), Anderson (3-18), Malone (3-37)  
**Tackles:** UF - Kennedy (10-1=11); UA - Gaston (10-1=11)

## 1992 SEC CHAMPIONSHIP GAME ALABAMA 28, FLORIDA 21



The Southeastern Conference etched its mark in the college football history books on Dec. 5, 1992. The league became the first in Division I-A to stage a championship game between its two division winners.

Western Division Champion Alabama and Eastern Division co-Champion Florida provided plenty of fireworks as the Crimson Tide posted a 28-21 victory before a capacity crowd of 83,091 at Legion Field in Birmingham.

The game, which was televised nationally by ABC Sports and earned a 9.8 rating, was not decided until the final minutes. With the Gators facing first-and-10 at their own 21, Alabama cornerback Antonio Langham returned an interception 27 yards for the game-winning score. The play, which came with just 3:16 remaining, earned Langham Most Valuable Player honors and thwarted the debut of a tie-breaking system in Division I-A football.

The victory secured Alabama the role of host at the USF&G Sugar Bowl. On Jan. 1, 1993, the second-ranked Crimson Tide handed No. 1 Miami a 34-13 defeat to capture the SEC's 12th national crown.

### SCORING SUMMARY

Alabama	7	7	7	7	=	28
Florida	7	0	7	7	=	21

UF - Rhett 5 pass from Matthews (Davis kick); 10:03 (1st)  
 UA - Lassic 3 run (Proctor kick); 5:07 (1st)  
 UA - Brown 30 pass from Barker (Proctor kick); 4:49 (2nd)  
 UA - Lassic 15 run (Proctor kick); 5:14 (3rd)  
 UF - W. Jackson 4 pass from Matthews (Davis kick); 1:21 (3rd)  
 UF - Rhett 1 run (Davis kick); 8:09 (4th)  
 UA - Langham 27 interception return (Proctor kick); 3:16 (4th)

### INDIVIDUAL LEADERS

**Rushing:** UF - Rhett (22-59); UA - Lassic (21-117)  
**Passing:** UF - Matthews (30-49-2, 287 yards); UA - Barker (10-18-0, 154 yards)  
**Receiving:** UF - Rhett (10-82), Jackson (9-100); UA - Palmer (5-101), Williams (2-18)  
**Tackles:** UF - White (7-3=10), Kennedy (6-4=10); UA - Brown (7-1=8), Langham (6-2=8), Oden (5-3=8)

# SEC FOOTBALL CHAMPIONSHIP GAME

## INDIVIDUAL SUPERLATIVES

### TOTAL OFFENSE

PLAYS	
54-Shane Matthews, Florida (49 pass, 5 rush).....	1992
53-Freddie Kitchens, Alabama (45 pass, 8 rush).....	1996
49-Danny Wuerffel, Florida (35 pass, 14 rush).....	1996

YARDS GAINED	
431-Jason Campbell, Auburn (374 pass, 57 rush).....	2004
408-Cam Newton, Auburn (335 pass, 73 rush).....	2010
390-Danny Wuerffel, Florida (401 pass, -11 rush).....	1996
375-Peyton Manning, Tennessee (373 pass, 2 rush).....	1997

YARDS PER PLAY (Min. 25 plays)	
9.70-Cam Newton, Auburn (42 for 408).....	2010
8.98-Jason Campbell, Auburn (48 for 431).....	2004
7.97-Peyton Manning, Tennessee (47 for 375).....	1997
7.96-Danny Wuerffel, Florida (49 for 390).....	1996

TOUCHDOWN RESPONSIBILITY	
6-Danny Wuerffel, Florida (all passing).....	1996
6-Cam Newton, Auburn (4 pass, 2 rush).....	2010
4-Peyton Manning, Tennessee (all passing).....	1997
4-Rex Grossman, Florida (all passing).....	2000
4-Tre Mason, Auburn (all rushing).....	2013
4-James Franklin, Missouri (3 pass, 1 rush).....	2013

### RUSHING

MOST RUSHES	
46-Tre Mason, Auburn (304 yards).....	2013
31-Jamal Lewis, Tennessee (127 yards).....	1997
30-Shaun Alexander, Alabama (97 yards).....	1999

YARDS GAINED	
304-Tre Mason, Auburn (46 rushes).....	2013
201-Justin Vincent, LSU (18 rushes).....	2003
182-Gerald Riggs, Tennessee (11 rushes).....	2004
181-Eddie Lacy, Alabama (20 rushes).....	2012

YARDS PER RUSH (Min. 10 rushes)	
16.54-Gerald Riggs, Tennessee (11 for 182).....	2004
11.17-Justin Vincent, LSU (18 for 201).....	2003
9.1-Eddie Lacy, Alabama (20 for 181).....	2012

LONGEST RUSH	
87-Justin Vincent, LSU.....	2003
80-Gerald Riggs, Tennessee.....	2004
77-Freddie Milons, Alabama.....	1999

ALL-PURPOSE YARDS	
312-Tre Mason, Auburn (304 rush, 8 rec.).....	2013
227-Darvin Adams, Auburn (217 rec, 10 PR).....	2010
222-Kevin Prentiss, Mississippi State (27 rec., 152 PR, 54 KOR).....	1998
205-Gerald Riggs, Tennessee (182 rush, 23 KOR).....	2004
201-Justin Vincent, LSU (201 rush).....	2003

### PASSING

ATTEMPTS	
49-Shane Matthews, Florida (30 comp., 287 yards).....	1992
45-Freddie Kitchens, Alabama (19 comp., 264 yards).....	1996
43-Peyton Manning, Tennessee (25 comp., 373 yards).....	1997
43-Casey Clausen, Tennessee (27 comp., 332 yards).....	2001

COMPLETIONS	
30-Shane Matthews, Florida (49 atts., 287 yards).....	1992
27-Casey Clausen, Tennessee (43 atts., 332 yards).....	2001
27-Jason Campbell, Auburn (35 atts., 374 yards).....	2004

CONSECUTIVE COMPLETIONS	
9-Shane Matthews, Florida (1st quarter).....	1992
9-Danny Wuerffel, Florida (1st quarter).....	1995
7-Jason Campbell, Auburn (1st quarter).....	2004
7-Danny Wuerffel, Florida (1st-2nd quarters).....	1994
7-Shane Matthews, Florida (3rd quarter).....	1992

COMPLETION PERCENTAGE (Min. 10 comp.)	
77.1-Jason Campbell, Auburn (27 of 35).....	2004
71.4-Danny Wuerffel, Florida (20 of 28).....	1995
66.7-Ryan Perrilloux, LSU (20 of 30).....	2007
66.7-Greg McElroy, Alabama (12 of 18).....	2009

YARDS GAINED	
401-Danny Wuerffel, Florida (20 of 35).....	1996
374-Jason Campbell, Auburn (27 of 35).....	2004
373-Peyton Manning, Tennessee (25 of 43).....	1997

TOUCHDOWN PASSES	
6-Danny Wuerffel, Florida.....	1996
4-Peyton Manning, Tennessee.....	1997
4-Rex Grossman, Florida.....	2000
4-Cam Newton, Auburn.....	2010

### INTERCEPTIONS

3-Jesse Palmer, Florida.....	1999
3-David Greene, Georgia.....	2003
2-by ten individuals 11 times	

### LONGEST PASS FROM SCRIMMAGE

94-Freddie Kitchens to Michael Vaughn, Alabama.....	1996
85-Danny Wuerffel to Jacquez Green, Florida.....	1996
73-Peyton Manning to Marcus Nash, Tennessee.....	1997

### RECEIVING

#### CATCHES

11-Reidel Anthony, Florida (171 yards).....	1996
10-Erict Rhett, Florida (82 yards).....	1992
9-Kelley Washington, Tennessee (140 yards).....	2001
9-Marcus Nash, Tennessee (126 yards).....	1997
9-Willie Jackson, Florida (114 yards).....	1993
9-Jack Jackson, Florida (100 yards).....	1992
8-Aaron Hernandez (85 yards).....	2009

#### YARDS GAINED

217-Darvin Adams, Auburn (7 catches).....	2010
171-Reidel Anthony, Florida (11 catches).....	1996
161-Peerless Price, Tennessee (8 catches).....	1997
144-Dorial Green-Beckham, Missouri (6 catches).....	2013
142-Tavarres King, Georgia (5 catches).....	2012
142-Michael Vaughn, Alabama (5 catches).....	1996

#### YARDS PER CATCH (Min. 3)

39.7-Curtis Brown, Alabama (3 catches, 119 yards).....	1994
35.3-Jacquez Green, Florida (3 catches, 106 yards).....	1996
32.6-Hicks Poor, Auburn (3 catches, 98 yards).....	1997

#### TOUCHDOWN CATCHES

3-Reidel Anthony, Florida.....	1996
2-by seven individuals seven times (Latest: Dorial Green-Beckham, Missouri vs. Auburn).....	2013

### SCORING

#### MOST POINTS

24-Tre Mason (4 TDs).....	2013
18-Reidel Anthony, Florida (3 TDs).....	1996
18-Mark Ingram, Alabama (3 TDs).....	2009
18-Kenny Hilliard, LSU (3 TDs).....	2011
12-by 15 individuals 15 times (2 TDs)	

#### MOST TOUCHDOWNS

4-Tre Mason, Auburn.....	2013
3-Reidel Anthony, Florida.....	1996
3-Mark Ingram, Alabama.....	2009
3-Kenny Hilliard, LSU.....	2011
2-by 15 individuals 15 times	

#### FIELD GOAL ATTEMPTS

5-Ryan Pflugner, Alabama (3 made).....	1999
4-John Corbello, LSU (3 made).....	2001
3-3 by five individuals six times (Latest: Colt David, LSU vs. Tennessee, 2007)	

#### FIELD GOALS MADE

3-Ryan Pflugner, Alabama (5 atts.).....	1999
3-Michael Proctor, Alabama (3 atts.).....	1994
3-John Corbello, LSU (4 atts.).....	2001
3-Billy Bennett, Georgia (3 atts.).....	2002

#### LONG FIELD GOALS

52-Cody Parkey, Auburn.....	2013
51-Alex Walls, Tennessee.....	2001
51-Billy Bennett, Georgia.....	2003
51-Brandou Coutu, Georgia.....	2005

#### PAT KICKS ATTEMPTED

8-Cody Parkey, Auburn (8 made).....	2013
8-Wes Byrum, Auburn (8 made).....	2010
5-Collins Cooper, Florida (4 made).....	1996
5-John Vaughn, Auburn (5 made).....	2004
5-C. Hetland, Florida (5 made).....	2006

#### PAT KICKS MADE

8-Cody Parkey, Auburn (8 attempts).....	2013
8-Wes Byrum, Auburn (8 attempts).....	2010
5-John Vaughn, Auburn (5 attempts).....	2004
5-Chris Hetland, Florida (5 attempts).....	2006

#### TOTAL POINTS SCORED BY KICKING

12-Billy Bennett, Georgia (3 FGs, 3 PATs).....	2002
11-Michael Proctor, Alabama (3 FGs, 2 PATs).....	1994
11-John Corbello, LSU (3 FGs, 2 PATs).....	2001

### PUNTING

#### MOST PUNTS

10-Jaret Holmes, Auburn (438 yards).....	1997
--	------

10-Bryne Diehl, Alabama (326 yards).....	1992
9-David Leaverton, Tennessee (323 yards).....	1998

**YARDS PUNTED**

438-Jaret Holmes, Auburn (10 punts).....	1997
413-Drew Butler, Georgia (8 punts).....	2011
403-Brad Wing, LSU (8 punts).....	

**PUNTING AVERAGE (Min. 3 punts)**

51.6-Drew Butler, Georgia (8 punts, 413 yards).....	2011
50.4-Brad Wing, LSU (8 punts, 403 yards).....	2011
50.0-Spencer Lanning, South Carolina (3 punts).....	2010
48.8-Chas Henry, Florida (4 punts, 195 yards).....	2009
47.7-Chas Henry, Florida (3 punts).....	2008

**LONGEST PUNT**

67-Brad Wing, LSU.....	2011
65-Alan Rhine, Florida.....	2000
62-Drew Butler, Georgia.....	2011

**PUNT RETURNS**

**MOST RETURNS**

7-Terry Fair, Tennessee (157 yards).....	1997
6-Kevin Prentiss, Mississippi State (152 yards).....	1998
5-Sarola Palmer, Florida (95 yards).....	1993
5-Damien Gary, Georgia (19 yards).....	2002

**YARDS RETURNED**

157-Terry Fair, Tennessee (7 returns).....	1997
152-Kevin Prentiss, Mississippi State (6 returns).....	1998
119-Tyrann Mathieu, LSU (4 returns).....	2011

**GAIN PER RETURN**

29.8-Tyrann Mathieu, LSU (4 ret., 119 yards).....	2011
25.3-Kevin Prentiss, Mississippi State (6 ret., 152 yards).....	1998
22.4-Terry Fair, Tennessee (7 ret., 157 yards).....	1997

**LONG PUNT RETURNS**

83-Kevin Prentiss, Mississippi State.....	1998
62-Tyrann Mathieu, LSU.....	2011
45-Terry Fair, Tennessee.....	1997
44-Terry Fair, Tennessee.....	1997

**KICKOFF RETURNS**

**MOST RETURNS**

5-Bryce Sherman, South Carolina (95 yards).....	2010
5-Brandon James, Florida (121 yards).....	2008
5-Bo Carroll, Florida (108 yards).....	1999
5-Harrison Houston, Florida (71 yards).....	1992
4-6 times: Latest (Cyrus Jones, Alabama, 89 yards).....	2012

**YARDS RETURNED**

121-Brandon James, Florida (5 returns).....	2008
108-Bo Carroll, Florida (5 returns).....	1999
99-Lennon Creer, Tennessee (4 returns).....	2007

95-Bryce Sherman, South Carolina (5 returns).....	2010
89-Cyrus Jones, Alabama (4 returns).....	2012
89-Markeith Cooper, Auburn (4 returns).....	1997

**GAIN PER RETURN (Min. 2)**

27.5-Peerless Price, Tennessee (2 ret., 55 yards).....	1998
27.0-Kevin Prentiss, Mississippi State (2 ret., 54 yards).....	1998
26.3-Javier Arenas, Alabama (3 ret., 79 yards).....	2009
26.0-Brandon James, Florida (3 ret., 78 yards).....	2009
25.0-David Palmer, Alabama (2 ret., 50 yards).....	1993

**LONG KICKOFF RETURNS**

50-Lennon Creer, Tennessee.....	2007
46-Markeith Cooper, Auburn.....	1997
41-Javier Arenas, Alabama.....	2008
38-Brandon James, Florida.....	2008
37-Bo Carroll, Florida.....	1999

**INTERCEPTIONS**

**MOST INTERCEPTIONS**

2-Marcus Spencer, Alabama (53 yards).....	1999
2-Tommy Johnson, Alabama (18 yards).....	1993
2-Michael Gilmore, Florida (0 yards).....	1993
2-Lito Sheppard, Florida (31 yards).....	2000

**YARDS RETURNED**

77-Jayson Bray, Auburn (1 ret.).....	1997
70-Robert Bean, Mississippi State (1 ret.).....	1998
53-Marcus Spencer, Alabama (2 ret.).....	1999

**INTERCEPTION TOUCHDOWNS**

1-T'Sharvan Bell, Auburn (10 yards).....	2010
1-Jonathan Zenon, LSU (18 yards).....	2007
1-A. Robinson, Arkansas (40 yards).....	2006
1-Robert Bean, Mississippi State (70 yards).....	1998
1-Reggie Grimes, Alabama (38 yards).....	1999
1-Antonio Langham, Alabama (27 yards).....	1992
1-Dwayne Rudd, Alabama (23 yards).....	1994

**LONGEST INTERCEPTION RETURNS**

77-Jayson Bray, Auburn.....	1997
70-Robert Bean, Mississippi State (TD).....	1998
42-Deshea Townsend, Alabama.....	1994

**LONGEST FUMBLE RECOVERY RETURN**

95-Ben Hanks, Florida (TD).....	1995
24-Brad Ware, Auburn (TD).....	1997

**TACKLES**

**MOST TACKLES**

18-Omar Gaither, Tennessee.....	2004
15-Jerod Mayo, Tennessee.....	2007
15-Takeo Spikes, Auburn.....	1997

# SEC FOOTBALL CHAMPIONSHIP GAME

## TEAM RECORDS

**MOST RUSHES**

74-Auburn vs. Missouri (545 yards).....	2013
53-Alabama vs. Florida (251 yards).....	2009
51-Alabama vs. Georgia (350 yards).....	2012
49-Alabama vs. Florida (300 yards).....	1999
49-Auburn vs. Tennessee (185 yards).....	2004

**YARDS GAINED**

545-Auburn vs. Missouri (74 rushes).....	2013
350-Alabama vs. Georgia (51 atts.).....	2012
300-Alabama vs. Florida (49 atts.).....	1999
293-LSU vs. Georgia (46 atts.).....	2003
251-Alabama vs. Florida (53 atts.).....	2009

**RUSHING TOUCHDOWNS**

7-Auburn vs. Missouri.....	2013
3-Alabama vs. Georgia.....	2012
3-Auburn vs. South Carolina.....	2010
3-LSU vs. Tennessee.....	2001
3-Tennessee vs. Auburn.....	2004
3-Alabama vs. Florida.....	2009
3-LSU vs. Georgia.....	2011

**PASSING ATTEMPTS**

51-Georgia vs. LSU (20 comp., 218 yards).....	2011
49-Florida vs. Alabama (30 comp., 287 yards).....	1992
46-Alabama vs. Florida (20 comp., 269 yards).....	1996
43-Florida vs. Alabama (25 comp., 272 yards).....	1994
43-Tennessee vs. Auburn (25 comp., 373 yards).....	1997
43-Auburn vs. Florida (23 comp., 208 yards).....	2000
43-Tennessee vs. LSU (27 comp., 332 yards).....	2001

**COMPLETIONS**

30-Florida vs. Alabama (49 atts., 287 yards).....	1992
---	------

27-Tennessee vs. LSU (43 atts., 332 yards).....	2001
27-Auburn vs. Tennessee (36 atts., 374 yards).....	2004
25-Florida vs. Alabama (43 atts., 272 yards).....	1994
25-Tennessee vs. Auburn (43 atts., 373 yards).....	1996

**COMPLETION PERCENTAGE**

81.8-Auburn vs. Missouri (9 of 11).....	2013
75.0-Auburn vs. Tennessee (27 of 36).....	2004
72.4-Florida vs. Arkansas (21 of 29).....	1995
66.7-Alabama vs. Florida (12 of 18).....	2009
65.4-Florida vs. Auburn (17 of 26).....	2000
63.6-Florida vs. Alabama (14 of 22).....	2008
63.6-LSU vs. Tennessee (21 of 33).....	2007
63.6-LSU vs. Georgia (14 of 22).....	2003

**PASSING YARDS**

401-Florida vs. Alabama (20 of 35).....	1996
374-Auburn vs. Tennessee (27 of 36).....	2004
373-Tennessee vs. Auburn (25 of 43).....	1997
351-Auburn vs. South Carolina (18 of 29).....	2010
332-Tennessee vs. LSU (27 of 43).....	2001

**PASSING TOUCHDOWNS**

6-Florida vs. Alabama.....	1996
4-Tennessee vs. Auburn.....	1997
4-Florida vs. Auburn.....	2000
4-Auburn vs. South Carolina.....	2010
3-Florida vs. Alabama.....	2008
3-Alabama vs. Florida.....	1996
3-Auburn vs. Tennessee.....	2004
3-Missouri vs. Auburn.....	2013

**TOTAL OFFENSIVE PLAYS**

85-Auburn vs. Missouri (677 yards).....	2013
---	------

85-Auburn vs. Tennessee (559 yards).....	2004
85-Georgia vs. LSU (296 yards).....	2011
81-Tennessee vs. Mississippi State (359 yards).....	1998
80-LSU vs. Tennessee (464 yards).....	2007
79-Florida vs. Alabama (317 yards).....	1992
79-Tennessee vs. Auburn (502 yards).....	1996

#### TOTAL OFFENSIVE YARDS

677-Auburn vs. Missouri (85 atts.).....	2013
589-Auburn vs. South Carolina (71 atts.).....	2010
559-Auburn vs. Tennessee (85 atts.).....	2004
534-Missouri vs. Auburn (71 atts.).....	2013
512-Alabama vs. Georgia (72 atts.).....	2012

#### TOTAL YARDS PER PLAY

8.30-Auburn vs. South Carolina (71 for 589).....	2010
7.96-Auburn vs. Missouri (85 for 677).....	2013
7.52-Missouri vs. Auburn (71 for 534).....	2013
7.11-Alabama vs. Georgia (72 for 512).....	2012
7.03-Florida vs. Auburn (61 for 429).....	2000

#### TOTAL FIRST DOWNS

31-Auburn vs. Tennessee.....	2004
30-Auburn vs. Missouri.....	2013
28-Auburn vs. South Carolina.....	2010
26-Alabama vs. Georgia.....	2012
26-Alabama vs. Florida.....	2009

#### FIRST DOWNS RUSHING

26-Auburn vs. Missouri.....	2013
18-Alabama vs. Georgia.....	2012
15-Alabama vs. Florida.....	1999
14-Alabama vs. Florida.....	2009
14-Auburn vs. South Carolina.....	2010

#### FIRST DOWNS PASSING

16-Florida vs. Alabama.....	1992
14-Tennessee vs. Auburn.....	1997
14-Florida vs. Alabama.....	1993
14-Florida vs. Alabama.....	1996
14-Auburn vs. Tennessee.....	2004

#### MOST PUNTS

10-Mississippi State vs. Tennessee (397 yards).....	1998
10-Alabama vs. Florida (322 yards).....	1992
10-Auburn vs. Tennessee (438 yards).....	1997
9-Tennessee vs. Mississippi State (323 yards).....	1998

#### YARDS PUNTING

438-Auburn vs. Tennessee (10 punts).....	1997
413-Georgia vs. LSU (8 punts).....	2011
403-LSU vs. Georgia (8 punts).....	2011
397-Mississippi State vs. Tennessee (10 punts).....	1998

#### PUNTING AVERAGE

51.6-Georgia vs. LSU (8 for 413).....	2011
50.4-LSU vs. Georgia (8 for 403).....	2011
50.0-South Carolina vs. Auburn (3 for 150).....	2010
48.8-Florida vs. Alabama (4 for 195).....	2009
47.7-Florida vs. Alabama (3 for 143).....	2008

#### PUNT RETURN YARDS

171-Tennessee vs. Auburn (8 atts.).....	1997
152-Mississippi State vs. Tennessee (6 atts.).....	1998
127-LSU vs. Georgia (6 atts.).....	2011
95-Florida vs. Alabama (5 atts.).....	1993
45-Alabama vs. Florida (2 atts.).....	1994

#### PUNT RETURN AVERAGE

25.3-Mississippi State vs. Tennessee (6 for 152).....	1998
24.8-Tennessee vs. LSU (4 for 99).....	2007
22.5-Alabama vs. Florida (2 for 45).....	1994
21.4-Tennessee vs. Auburn (8 for 171).....	1997
21.2-LSU vs. Georgia (6 for 127).....	2011

#### KICKOFF RETURN YARDS

161-Florida vs. Alabama (6 atts.).....	2009
139-South Carolina vs. Auburn (7 atts.).....	2010
121-Florida vs. Alabama (5 atts.).....	2008
116-Florida vs. Alabama (7 atts.).....	1999
99-Tennessee vs. LSU (4 atts.).....	2007
99-Tennessee vs. LSU (6 atts.).....	2001
98-Arkansas vs. Georgia (5 atts.).....	2002
94-Alabama vs. Florida (4 atts.).....	1993
92-Mississippi State vs. Tennessee (4 atts.).....	1998

#### KICKOFF RETURN AVERAGE

26.8-Florida vs. Alabama (6 for 161).....	2009
26.3-Alabama vs. Florida (3 for 79).....	2009
25.0-Tennessee vs. Mississippi State (3 for 75).....	1998
24.2-Florida vs. Alabama (5 for 121).....	2008
23.8-Alabama vs. Florida (4 for 95).....	2008
23.5-Alabama vs. Florida (4 for 94).....	1993
23.0-Mississippi State vs. Tennessee (4 for 92).....	1998

#### MOST POINTS SCORED

59-Auburn vs. Missouri.....	2013
56-Auburn vs. South Carolina.....	2010
45-Florida vs. Alabama.....	1996
42-LSU vs. Georgia.....	2011
42-Missouri vs. Auburn.....	2013

#### MOST TOUCHDOWNS

8-Auburn vs. Missouri.....	2013
8-Auburn vs. South Carolina.....	2010
6-Florida vs. Alabama.....	1996
6-LSU vs. Georgia.....	2011
5-Auburn vs. Tennessee.....	2004
5-Florida vs. Arkansas.....	2006

#### MOST FIELD GOALS

3-Alabama vs. Florida.....	1994
3-Alabama vs. Florida.....	1999
3-LSU vs. Tennessee.....	2001
3-Georgia vs. Arkansas.....	2002

#### FEWEST POINTS ALLOWED

3-by Florida vs. Arkansas.....	1995
3-by Georgia vs. Arkansas.....	2002
6-by Florida vs. Auburn.....	2000
7-by Alabama vs. Florida.....	1999
13-by Florida vs. Alabama.....	1993
13-by LSU vs. Georgia.....	2003
13-by Alabama vs. Florida.....	2009

#### FEWEST RUSHING YARDS ALLOWED

15-by Tennessee vs. Auburn.....	1997
27-by Florida vs. Alabama.....	1996
30-by Alabama vs. Florida.....	1992
31-by Alabama vs. Florida.....	1999
44-by Alabama vs. Florida.....	1994

#### FEWEST PASSING YARDS ALLOWED

30-by Georgia vs. LSU.....	2011
69-by Auburn vs. Tennessee.....	2004
74-by Georgia vs. Arkansas.....	2002
83-by Alabama vs. Florida.....	1999
84-by Tennessee vs. Mississippi State.....	1998

#### FEWEST TOTAL YARDS ALLOWED

114-by Alabama vs. Florida.....	1999
139-by Georgia vs. Arkansas.....	2002
149-by Tennessee vs. Mississippi State.....	1998
230-by Georgia vs. LSU.....	2005
237-by Georgia vs. LSU.....	2011
247-by Tennessee vs. Auburn.....	1997

#### MOST INTERCEPTIONS

4-Florida vs. Alabama.....	1999
3-LSU vs. Georgia.....	2003
3-Arkansas vs. Florida.....	2006
2-by 13 teams.....	

#### MOST TURNOVERS GAINED

6-by Auburn vs. Tennessee.....	1997
4-by Florida vs. Arkansas.....	1995
4-by Alabama vs. Florida.....	1999
4-by Florida vs. Auburn.....	2000
3-by five teams [Latest: Florida vs. Arkansas, 2006].....	

#### MOST PENALTIES

14-Florida vs. Alabama.....	1996
13-Florida vs. Alabama.....	1993
12-Auburn vs. Tennessee.....	1997
12-Alabama vs. Florida.....	1999
12-Georgia vs. Arkansas.....	2002
12-Tennessee vs. Auburn.....	2004

#### MOST PENALTY YARDS

115-Georgia vs. Arkansas.....	2002
100-Mississippi State vs. Tennessee.....	1998
99-Alabama vs. Florida.....	1999
95-Florida vs. Alabama.....	1993
95-Florida vs. Alabama.....	1996
95-Arkansas vs. Georgia.....	2002
95-Tennessee vs. Auburn.....	2004

#### FEWEST PENALTIES

0-Tennessee vs. LSU (0 yards).....	2007
1-Alabama vs. Florida (5 yards).....	2009
2-Alabama vs. Georgia (15 yards).....	2012
2-Alabama vs. Florida (31 yards).....	2008
2-Florida vs. Alabama (10 yards).....	1994
2-Georgia vs. Arkansas (15 yards).....	2007

#### MOST TIME OF POSSESSION

40:11-Alabama vs. Florida.....	1999
39:37-Alabama vs. Florida.....	2009
39:31-Auburn vs. Tennessee.....	2004
37:35-Alabama vs. Georgia.....	2012
36:36-Georgia vs. LSU.....	2011

#### MOST COMBINED POINTS

101-Auburn vs. Missouri.....	2013
75-Florida vs. Alabama.....	1996
73-Auburn vs. South Carolina.....	2010

#### MARGIN OF VICTORY

39-Auburn vs. South Carolina.....	2010
32-LSU vs. Georgia.....	2011
31-Florida vs. Arkansas.....	1995