

SECSPORTS.COM



BASEBALL



**2016
MEDIA
GUIDE**

2016 SEC BASEBALL MEDIA GUIDE

SCHOOL SPORTS PERFORMANCE
DEDICATION PASSION
TEAMWORK
EXCELLENCE
CHAMPIONS
LEADERS

2016 COMPOSITE SCHEDULE

FEBRUARY

19 (Friday)

Maryland at Alabama
Central Michigan at Arkansas
Sacramento State at Auburn
Florida Gulf Coast at Florida
Georgia Southern at Georgia
Kentucky at Wofford
Cincinnati at LSU
Florida International at Ole Miss
Florida Atlantic at Mississippi State
Missouri vs. Seton Hall (Fort Myers, Fla.)
Albany at South Carolina
Tennessee vs. Memphis (Chattanooga, Tenn.)
Hofstra at Texas A&M
San Diego at Vanderbilt

20 (Saturday)

Maryland at Alabama
Central Michigan at Arkansas
Sacramento State at Auburn
Florida Gulf Coast at Florida
Georgia Southern at Georgia
Kentucky vs. George Mason (Spartanburg, S.C.)
Cincinnati at LSU
Florida International at Ole Miss
South Dakota State at Mississippi State
Florida Atlantic at Mississippi State
Missouri vs. Seton Hall [DH-1] (Fort Myers, Fla.)
Missouri vs. Seton Hall [DH-2] (Fort Myers, Fla.)
Albany at South Carolina
Tennessee vs. Memphis (Chattanooga, Tenn.)
Hofstra at Texas A&M
San Diego at Vanderbilt

21 (Sunday)

Maryland at Alabama
Central Michigan at Arkansas
Sacramento State at Auburn
Florida Gulf Coast at Florida
Georgia Southern at Georgia
Kentucky vs. Dayton (Spartanburg, S.C.)
Cincinnati at LSU
Florida International at Ole Miss
South Dakota State at Mississippi State
Missouri vs. Seton Hall (Fort Myers, Fla.)
Albany at South Carolina
Tennessee vs. Memphis (Chattanooga, Tenn.)
Hofstra at Texas A&M
San Diego at Vanderbilt

23 (Tuesday)

Mississippi Valley State at Arkansas
Kennesaw State at Auburn
Eastern Michigan at Florida
Georgia at Mercer
Arkansas State at Ole Miss
Memphis at Mississippi State
Appalachian State at South Carolina
Stephen F. Austin at Texas A&M
UT-Martin at Vanderbilt

24 (Wednesday)

Nicholls State at Alabama
Mississippi Valley State at Arkansas
Florida A&M at Auburn
Florida vs. Eastern Michigan (Lakeland, Fla.)
LSU at Lamar
Missouri at Florida International
Winthrop at South Carolina
Prairie View A&M at Texas A&M
Eastern Illinois at Vanderbilt

26 (Friday)

North Dakota at Alabama
Arkansas vs. Rice (Houston, Texas)
Southern at Auburn
Florida at Miami (FL)
South Alabama at Georgia
Kentucky vs. UC Santa Barbara (San Diego, Calif.)
Sacramento State at LSU
Louisville at Ole Miss
UMass Lowell at Mississippi State
Missouri vs. Hofstra (Fort Myers, Fla.)
Penn State at South Carolina
Tennessee at Grand Canyon
Texas A&M at Pepperdine
Illinois-Chicago at Vanderbilt

27 (Saturday)

North Dakota at Alabama
Arkansas vs. Houston (Houston, Texas)
Southern at Auburn
Florida at Miami (FL)
Cincinnati at Georgia
Kentucky at Tony Gwynn Classic (San Diego, Calif.)
Sacramento State at LSU
Louisville at Ole Miss
Nicholls State at Mississippi State
UMass Lowell at Mississippi State
Missouri vs. Hofstra [DH-1] (Fort Myers, Fla.)
Missouri vs. Hofstra [DH-2] (Fort Myers, Fla.)
Penn State at South Carolina
Tennessee vs. Saint Mary's (Phoenix, Ariz.)
Texas A&M at Pepperdine
Illinois-Chicago at Vanderbilt

28 (Sunday)

North Dakota at Alabama
Arkansas vs. Texas Tech
Southern at Auburn
Florida at Miami (FL)
Western Kentucky at Georgia
Kentucky at Tony Gwynn Classic (San Diego, Calif.)
Sacramento State at LSU
Louisville at Ole Miss
Nicholls State at Mississippi State
Missouri vs. Hofstra (Fort Myers, Fla.)
Penn State at South Carolina
Tennessee vs. Central Michigan (Phoenix, Ariz.)
Texas A&M at Pepperdine
Illinois-Chicago at Vanderbilt

MARCH

1 (Tuesday)

Alabama at Troy
Alabama A&M at Auburn
Florida at UCF
Charleston Southern at Georgia
Alcorn State at Mississippi State
South Carolina at The Citadel
Houston Baptist at Texas A&M
Tennessee Tech at Vanderbilt

2 (Wednesday)

Louisiana Tech at Arkansas
Alabama A&M at Auburn
UCF at Florida
Charleston Southern at Georgia
Austin Peay at Kentucky
LSU at Nicholls
Memphis at Ole Miss
Arkansas-Pine Bluff at Missouri
Cincinnati at Tennessee

4 (Friday)

Alabama vs. Notre Dame (Cary, N.C.)
Eastern Illinois at Arkansas
Auburn vs. Troy (Pensacola, Fla.)
Dartmouth at Florida
Wright State at Georgia
Buffalo at Kentucky
Fordham at LSU
Ole Miss vs. Ball State (Conway, S.C.)
Mississippi State at UCLA
Illinois-Chicago at Missouri
Clemson at South Carolina
Tennessee vs. Maryland (Greenville, N.C.)
Yale at Texas A&M
Vanderbilt at Stanford

5 (Saturday)

Alabama vs. Niagara (Cary, N.C.)
Alabama vs. NC State (Cary, N.C.)
Eastern Illinois at Arkansas
Auburn vs. Michigan State (Pensacola, Fla.)
Dartmouth at Florida
Wright State at Georgia
Buffalo at Kentucky
Fordham at LSU [DH-1]
Fordham at LSU [DH-2]
Ole Miss at Coastal Carolina
Mississippi State at Southern California
Illinois-Chicago at Missouri [DH-1]
Illinois-Chicago at Missouri [DH-2]
South Carolina vs. Clemson (Greenville, S.C.)
Tennessee at East Carolina
Yale at Texas A&M
Vanderbilt at Stanford

6 (Sunday)

Alabama vs. Brown (Cary, N.C.)
Eastern Illinois at Arkansas
Auburn vs. Southern Miss (Pensacola, Fla.)
Dartmouth at Florida
Wright State at Georgia
Buffalo at Kentucky
Ole Miss vs. Cincinnati (Conway, S.C.)
Mississippi State vs. Oklahoma (Los Angeles, Calif.)
Illinois-Chicago at Missouri
South Carolina at Clemson
Tennessee vs. Southeastern Louisiana (Greenville, N.C.)
Yale at Texas A&M
Vanderbilt at Stanford

8 (Tuesday)

Gonzaga at Arkansas
Georgia Tech at Auburn
Florida at UNF
Georgia vs. Charlotte (Charlotte, N.C.)
Cincinnati at Kentucky
Louisiana Tech at LSU
Southeast Missouri at Ole Miss
South Alabama at Mississippi State
Alabama A&M at Missouri
Wofford at South Carolina
Western Kentucky at Tennessee
Northwestern State at Texas A&M
Radford at Vanderbilt

9 (Wednesday)

Gonzaga at Arkansas
UNF at Florida
Georgia at Charlotte
Murray State at Kentucky
McNeese State at LSU
Southeast Missouri at Ole Miss
Alabama A&M at Missouri
Furman at South Carolina
Tennessee at ETSU
Northwestern State at Texas A&M
Radford at Vanderbilt

10 (Thursday)

Oregon at Alabama

11 (Friday)

Houston at Alabama
Western Illinois at Arkansas
Oral Roberts at Auburn
Harvard at Florida
Lipscomb at Georgia
USC Upstate at Kentucky
Ball State at LSU
Grambling State at Ole Miss
Oregon at Mississippi State
Youngstown State at Missouri
Charleston Southern at South Carolina
UC Irvine at Tennessee
Fresno State at Texas A&M
Xavier at Vanderbilt

12 (Saturday)

Houston at Alabama
Western Illinois at Arkansas
Oral Roberts at Auburn
Harvard at Florida
Lipscomb at Georgia
USC Upstate at Kentucky
Ball State at LSU
Grambling State at Ole Miss
Oregon at Mississippi State
Youngstown State at Missouri
Charleston Southern at South Carolina
UC Irvine at Tennessee
Fresno State at Texas A&M
Xavier at Vanderbilt

13 (Sunday)

Houston at Alabama
Western Illinois at Arkansas
Oral Roberts at Auburn
Harvard at Florida
Lipscomb at Georgia
USC Upstate at Kentucky
Ball State at LSU
Grambling State at Ole Miss
Oregon at Mississippi State
Youngstown State at Missouri
Charleston Southern at South Carolina
UC Irvine at Tennessee
Fresno State at Texas A&M
Xavier at Vanderbilt

15 (Tuesday)

Alabama at Southern Miss
Grambling State at Arkansas
Auburn at Georgia Tech
Florida State at Florida
Georgia at Kennesaw State
Western Kentucky at Kentucky
Ole Miss at UAB
Eastern Kentucky at Mississippi State
SE Missouri State at Missouri
South Carolina vs. USC Upstate (Greenville, S.C.)
Tennessee at UNC Asheville
Texas at Texas A&M
Northern Illinois at Vanderbilt

16 (Wednesday)

Grambling State at Arkansas
Dayton at Kentucky
New Orleans at LSU
Ole Miss at UAB
Oral Roberts at Mississippi State
SE Missouri State at Missouri
Davidson at South Carolina

18 (Friday)

*Alabama at LSU
*Arkansas at South Carolina
*Texas A&M at Auburn
*Missouri at Florida
*Kentucky at Georgia
*Ole Miss at Tennessee
*Mississippi State at Vanderbilt

19 (Saturday)

*Alabama at LSU
*Arkansas at South Carolina
*Texas A&M at Auburn
*Missouri at Florida
*Kentucky at Georgia
*Ole Miss at Tennessee
*Mississippi State at Vanderbilt

20 (Sunday)

*Alabama at LSU
*Arkansas at South Carolina
*Texas A&M at Auburn
*Missouri at Florida
*Kentucky at Georgia
*Ole Miss at Tennessee
*Mississippi State at Vanderbilt

22 (Tuesday)

Alabama vs. UAB (Birmingham, Ala.)
Alabama State at Auburn
Florida Atlantic at Florida
Mercer at Georgia
Morehead State at Kentucky
LSU vs. UL-Lafayette (Metairie, La.)
UT Martin at Ole Miss
Mississippi Valley State at Mississippi State
Tennessee Tech at Tennessee
A&M-Corpus Christi at Texas A&M
Vanderbilt at Middle Tennessee

24 (Thursday)

*Georgia at Mississippi State
*LSU at Texas A&M
*South Carolina at Ole Miss

25 (Friday)

*Tennessee at Alabama
*Auburn at Arkansas
*Florida at Kentucky
*Georgia at Mississippi State
*LSU at Texas A&M
*South Carolina at Ole Miss
*Vanderbilt at Missouri

26 (Saturday)

*Tennessee at Alabama
*Auburn at Arkansas
*Florida at Kentucky
*Georgia at Mississippi State
*LSU at Texas A&M
*South Carolina at Ole Miss
*Vanderbilt at Missouri

27 (Sunday)

*Tennessee at Alabama
*Auburn at Arkansas
*Florida at Kentucky
*Vanderbilt at Missouri

(continued to inside back cover)

SOUTHEASTERN CONFERENCE

SEC Highlights	2-3
Inclement Weather Policy	4
2016 Schedule Grid	5
SECU Academic Initiative	6
SEC Headquarters	7
SEC Milestones	8-9
SEC Commissioner Greg Sankey	10
SEC Staff	11
SEC Official Sponsor Program	12
SEC Media Services	13
SEC Television Agreements	14
2015 SEC Baseball TV Schedule	15
2015 SEC Tournament	16
2015 SEC Tournament Bracket	17
SEC Tournament History	18
SEC All-Tournament Teams	19-21
SEC Tournament Results	22-33
SEC Tournament Records	34-37
SEC Communications Contacts	38

ALABAMA

Schedule	39
Quick Facts	40
Head Coach Mitch Gaspard/ Assistant Coaches	40
2016 Roster	41
2015 Results/Statistics	42

ARKANSAS

Schedule	43
Quick Facts	44
Head Coach Dave Van Horn/ Assistant Coaches	44
2016 Roster	45
2015 Results/Statistics	46

AUBURN

Schedule	47
Quick Facts	48
Head Coach Butch Thompson/ Assistant Coaches	48
2016 Roster	49
2015 Results/Statistics	50

FLORIDA

Schedule	51
Quick Facts	52
Head Coach Kevin O'Sullivan/ Assistant Coaches	52
2016 Roster	53
2015 Results/Statistics	54

GEORGIA

Schedule	55
Quick Facts	56
Head Coach Scott Stricklin/ Assistant Coaches	56
2016 Roster	57
2015 Results/Statistics	58

KENTUCKY

Schedule	59
Quick Facts	60
Head Coach Gary Henderson/ Assistant Coaches	60
2016 Roster	61
2015 Results/Statistics	62

LSU

Schedule	63
Quick Facts	64
Head Coach Paul Mainieri/ Assistant Coaches	64
2016 Roster	65
2015 Results/Statistics	66

OLE MISS

Schedule	67
Quick Facts	68
Head Coach Mike Bianco/ Assistant Coaches	68
2016 Roster	69
2015 Results/Statistics	70

MISSISSIPPI STATE

Schedule	71
Quick Facts	72
Head Coach John Cohen/ Assistant Coaches	72
2016 Roster	73
2015 Results/Statistics	74

MISSOURI

Schedule	75
Quick Facts	76
Head Coach Tim Jamieson/ Assistant Coaches	76
2016 Roster	77
2015 Results/Statistics	78

SOUTH CAROLINA

Schedule	79
Quick Facts	80
Head Coach Chad Holbrook/ Assistant Coaches	80
2016 Roster	81
2015 Results/Statistics	82

TENNESSEE

Schedule	83
Quick Facts	84
Head Coach Dave Serrano/ Assistant Coaches	84
2016 Roster	85
2015 Results/Statistics	86

TEXAS A&M

Schedule	87
Quick Facts	88
Head Coach Rob Childress/ Assistant Coaches	88
2016 Roster	89
2015 Results/Statistics	90

VANDERBILT

Schedule	91
Quick Facts	92
Head Coach Tim Corbin/ Assistant Coaches	92
2016 Roster	93
2015 Results/Statistics	94

2015 IN REVIEW

2015 Year In Review	95
Team-By-Team Statistics Summary (All Games)	97
Team-By-Team Statistics Summary (SEC Games)	98
Team-By-Team Notes	99-102
2015 Awards	103-104

THROUGH THE YEARS

All-Time Champions/Records	106
All-Time SEC Standings	107-115
All-Time .400 Hitters	116
Year-By-Year Category Leaders	117-120
SEC Statistical Team Leaders	121-122
NCAA Statistical Champions	123-124

SEC RECORDS

SEC Records	126-135
SEC Notes	136

HONORS

National Players of the Year	138-139
All-Americans	140-141
SEC Awards	142-143
SEC Weekly Honors	144-147
All-SEC Teams	148-158
All-Freshman Teams	158-159
All-Defensive Teams	159
SEC Academic Honor Roll	160-169
SEC In Major League Baseball	170-171
SEC Coaching Records	172

TOURNAMENTS

SEC in the College World Series	174
NCAA Tournament Results	175-184

POLLS

Collegiate Baseball	186-192
USA Today/ESPN Coaches	193-195
SEC Baseball Attendance	196
Composite Schedule	IFC/IBC

CREDITS

The 2016 SEC Baseball Guide, Volume XLVII, is published by the Southeastern Conference Office, Greg Sankey, Commissioner.

Editor

Ben Beatty, Assistant Director of Communications

Special Assistance

Chuck Dunlap (SEC Director of Communications); Courtney Fritts (SEC Digital Media/Communications Assistant); Alex Thompson (UA); Patrick Pierson (AR); Taylor Bryan (AU); John Hines (UF); Christopher Lakos (UG); Brent Ingram (UK); Bill Franques (LS); Adam Kiffner (UM); Kyle Niblett (MS); Shawn Davis (MU); Andrew Kitick (SC); M.J. Burns (UT); Thomas Dick (AM); Kyle Parkinson (VU).

Typesetting/Printing

Walker360 (Montgomery, Ala.)

Cover Design

BC Romano (SEC)



SEC HIGHLIGHTS

The Southeastern Conference, with its storied 82-year history of athletic achievements and academic excellence, has built perhaps the greatest tradition of intercollegiate competition in baseball of any league in the country since its inception in 1933.

The SEC registered another outstanding season in 2015 as the conference had seven teams receive bids for NCAA postseason play. SEC teams comprised half of the College World Series field (Arkansas, Florida, LSU and Vanderbilt), and each game of the College World Series featured a team from the SEC. Vanderbilt finished as the NCAA runner-up. Five SEC teams advanced to NCAA Super Regionals.

When Vanderbilt reached the College World Series finals, it marked the 11th time since 2000 an SEC team played for the national championship in Omaha and eighth in a row. Florida won the SEC Tournament title 7-3 over Vanderbilt in front of a national television audience. LSU won the regular season title with a 21-8 conference record, while Vanderbilt won the Eastern Division with a 20-10 record. Texas A&M won its first 24 games of the season to break the SEC record for longest winning streak.

The Southeastern Conference boasts 15 former National Players of the Year (Arkansas' Andrew Benintendi and Vanderbilt's Dansby Swanson won in 2015), 12 Baseball America Coach of the Year and 11 Collegiate Baseball Coach of the Year honors. In addition, 172 student-athletes have been named first team All-America, six of which came in 2015.


The SEC had seven players selected in the first round of the 2015 Major League Baseball Draft. Those seven picks represented five different schools. The SEC has now had a first-round MLB selection each year since 1991 and 105 total in the first round during that time. Vanderbilt's Dansby Swanson was selected by the Arizona Diamondbacks as the No. 1 pick in the 2015 MLB Draft. Swanson is the second Vanderbilt player all-time to be drafted No. 1, joining David Price from 2007. Swanson is the fourth SEC player to go No. 1 in the MLB Draft, joining Price, Luke Hochevar (Tennessee) and Ben McDonald (LSU). Swanson (Vanderbilt, No. 1) and Alex Bregman (LSU, No. 2) became the first duo in SEC history to go 1-2 in the MLB Draft.

The SEC drew more than 2.2 million fans to its on-campus ballparks in 2015, the eighth consecutive year to draw more than 1.6 million. Eight SEC teams drew in excess of 100,000 fans to their parks in 2015.

The SEC Baseball Tournament drew more than 130,000 fans in 2015, better than 7,000 per game. The event has become the Birmingham metro's highest attended sporting event annually, second in the state only to NASCAR races at Talladega. Birmingham Magazine recently named it the top sporting event annually in the Birmingham area. The entire SEC Baseball Tournament was broadcast live on national television for the first time in the history of the event.

NOTES

- The SEC has sent 54 teams to the College World Series since 1990. That was accomplished despite no SEC teams making the field in 1992. LSU has now been to Omaha 14 times, Florida nine times, South Carolina six times, Georgia and Mississippi State five times, Arkansas four times, while Alabama, Tennessee and Vanderbilt have been three times each. Auburn has been twice.
- SEC teams have won 10 of the last 26 national championships, with LSU winning six (1991, 1993, 1996, 1997, 2000, 2009), South Carolina winning two (2010, 2011), Vanderbilt taking home the title in 2014 and Georgia claiming the 1990 title. The SEC has finished runner up nine times in that span, 1997, 2002, 2005, 2008, 2011, 2012, 2013, 2014 and 2015.
- SEC teams are 113-97 since 1990 in Omaha, a 53.8 winning percentage. Not counting games against each other, the SEC has posted a 53.8 winning percentage.
- The SEC has played 55 games in the "Final Four" of the College World Series since 1990, an average of over three per year. Only five times, 1992, 1994, 2003, 2006 and 2007 has the SEC failed to get a team to the "Final Four" of the CWS.
- The SEC has averaged more than eight games played per year in the College World Series since 1990. In 2015, an SEC team played in each of the 16 games of the CWS. In 2004, 12 of the 15 games played in Omaha involved a SEC team. In 1997, the SEC had a team in 13 of the 14 games played in the CWS. Since 1990, an SEC team has played in 185 of the 376 games in the College World Series, an amazing 49 percent of games.



- The SEC has sent 11 of its 14 schools to the College World Series since 1990 – Alabama, Arkansas, Auburn, Florida, Georgia, LSU, Ole Miss, Mississippi State, South Carolina, Tennessee and Vanderbilt. Texas A&M also advanced three times since 1990 prior to joining SEC.
- Since 1990, 179 SEC squads have been invited to the NCAA Tournament, an average of almost seven per season. A total of 17 SEC teams have earned postseason berths in the last two years, including a record 10 in 2014.
- The SEC posted a 286-107 record against non-conference foes in 2015, a 72.8 winning percentage.
- Since 1990, 36 SEC squads have posted 50+ wins.
- SEC teams have also been strong in the polls. Since 1990, 126 conference teams have appeared in the final ESPN/USA Today Coaches Poll, including five in the top 10 in 2015.



2016 SEC Inclement Weather Policy

1. If a game is suspended/postponed on Friday or Saturday, the game shall be completed from the point of interruption on the following day prior to the regularly scheduled game. In the event the regularly scheduled game is televised, the suspended/postponed game may be rescheduled, in consultation with the conference office, prior to, or following, the regularly scheduled game, whichever allows the best opportunity to complete such game without interruption.
 2. Televised Games Affected by Weather
 - A. For games televised on ESPN, ESPN2 or ESPNU
 - (1) If a game is suspended/postponed on Friday, and the regularly scheduled Saturday game is televised by ESPN, ESPN2 or ESPNU, the regularly scheduled televised Saturday game must start at its published start time. If a suspended/postponed game is resumed/started prior to the start of the regularly scheduled televised game on Saturday, that game must be stopped after the completion of a full inning one hour prior to the start of the scheduled televised game and resumed following the completion of the regularly scheduled televised game.
 - (2) If a game is suspended/postponed on Saturday, and the regularly scheduled Sunday game is televised by ESPN, ESPN2 or ESPNU, the regularly scheduled televised Sunday game must start at its published start time. If a suspended/postponed game is resumed/started prior to the start of the Sunday regularly scheduled televised game, that game must be stopped after the completion of a full inning one hour prior to the start of the scheduled televised game and resumed following the completion of the regularly scheduled televised game.
 - B. For games televised on the SEC Network
 - (1) If a game is suspended/postponed on Friday, and the regularly scheduled Saturday game is televised by the SEC Network, best efforts should be made to start the regularly scheduled televised Saturday game on the SEC Network at its published start time. (The suspended/postponed game should be scheduled at a time which provides the regularly scheduled televised game a reasonable chance of starting at its published time.) If a resumed/rescheduled game runs into a regularly scheduled televised SEC Network game time, the resumed/rescheduled game should be completed without interruption.
 - (2) If a game is suspended/postponed on Saturday, and the regularly scheduled Sunday game is televised by the SEC Network, best efforts should be made to start the regularly scheduled televised Sunday game on the SEC Network at its published start time. (The suspended/postponed game should be scheduled at a time which provides the regularly scheduled televised game a reasonable chance of starting at its published time.) If a resumed/rescheduled game runs into a regularly scheduled televised SEC Network game time, the resumed/rescheduled game should be completed without interruption.
 - (3) Depending on the circumstance, any resumed/rescheduled game or any regularly scheduled game may begin/end on the SEC Network Alternate Channel or on SEC Network+.
 3. Length of Games
 - A. All games played on Friday and Saturday should be scheduled for nine innings. If a suspended game is resumed on Sunday, the regularly scheduled game shall be seven innings.
 - B. If weather prevents playing both the Friday and Saturday games, or if the Saturday game does not begin because of rain, there shall be two seven-inning games on Sunday. If a Friday game is suspended and no games are played on Saturday, the suspended game shall be resumed on Sunday, followed by a seven-inning game.
 - C. If a suspended game is unable to be completed because of inclement weather and has reached official game status (five innings or more per NCAA Rule 5.8), it shall be declared a game.
 - D. Once a suspended game is resumed, the game shall be complete if one team has a lead of 10 or more runs after seven innings of play (NCAA Rule 5.8).
 4. Restart Times
 - A. In the event of rain on Friday or Saturday, no game may start after 10:00 p.m. local time or resume after midnight local time.
 - B. In the event of a rain-delay prior to the beginning of play on Sunday, the game must begin at least two hours and thirty minutes prior to the visiting team's scheduled departure time from the field, but no later than 4:00 p.m. local time to avoid a rain out of the game. (See Departure Time of this section.)
 - C. If the game begins and is delayed (Sunday game), it must resume by 6:00 p.m. local time to avoid a rain out of the game.
 5. Travel Considerations
 - A. In all instances, departure time takes priority. A team may not stay over until Monday to begin or complete a game or series.
 - B. In the event the visiting team is not scheduled to leave the host city until Monday and there are no prior travel limitations for the game's umpires that would dictate departure to enact these deadlines, with Conference approval, it would be permissible to waive the 4:00 p.m. deadline for the start of a game and a 6:00 p.m. deadline for the resumption of the game.
 6. Authority to Play Doubleheaders
 - A. If weather forecasts on Friday or Saturday morning call for a high occurrence of inclement weather on Sunday, the home team with approval of the visiting team may request permission from the Conference office to play a doubleheader on Saturday.
 - B. Approval of a prospective Saturday doubleheader shall be limited to circumstances where there is a high likelihood that weather will not permit a game to be played on the final day of the series. This does not apply for possible inclement weather on Friday or Saturday of a weekend series.
- FOR THURSDAY THROUGH SATURDAY SERIES
1. If a game is suspended/postponed on Thursday or Friday, the game shall be completed from the point of interruption on the following day prior to the regularly scheduled game. In the event the regularly scheduled game is televised, the suspended/postponed game may be rescheduled, in consultation with the conference office, prior to, or following, the regularly scheduled game, whichever allows the best opportunity to complete such game without interruption.
 2. Televised Games Affected by Weather
 - C. For games televised on ESPN, ESPN2 or ESPNU
 - (1) If a game is suspended/postponed on Thursday, and the regularly scheduled Friday game is televised by ESPN, ESPN2 or ESPNU, the regularly scheduled televised Friday game must start at its published start time. If a suspended/postponed game is resumed/started prior to the start of the regularly scheduled televised game, that game must be stopped after the completion of a full inning one hour prior to the start of the scheduled televised game and resumed following the completion of the regularly scheduled televised game.
 - (2) If a game is suspended/postponed on Friday, and the regularly scheduled Saturday game is televised by ESPN, ESPN2 or ESPNU, the regularly scheduled televised Saturday game must start at its published start time. If a suspended/postponed game is resumed/started prior to the start of the regularly scheduled televised game, that game must be stopped after the completion of a full inning one hour prior to the start of the scheduled televised game and resumed following the completion of the regularly scheduled televised game.
 - D. For games televised on the SEC Network
 - (1) If a game is suspended/postponed on Thursday, and the regularly scheduled Friday game is televised by the SEC Network, best efforts should be made to start the regularly scheduled televised Friday game on the SEC Network at its published start time. (The suspended/postponed game should be scheduled at a time which provides the regularly scheduled televised game a reasonable chance of starting at its published time.) If a resumed/rescheduled game runs into a regularly scheduled televised SEC Network game time, the resumed/rescheduled game should be completed without interruption.
 - (2) If a game is suspended/postponed on Friday, and the regularly scheduled Saturday game is televised by the SEC Network, best efforts should be made to start the regularly scheduled televised Saturday game on the SEC Network at its published start time. (The suspended/postponed game should be scheduled at a time which provides the regularly scheduled televised game a reasonable chance of starting at its published time.) If a resumed/rescheduled game runs into a regularly scheduled televised SEC Network game time, the resumed/rescheduled game should be completed without interruption.
 - (3) Depending on the circumstance, the resumed/rescheduled game or the regularly scheduled game may begin/end on the SEC Network Alternate Channel or on SEC Network+.
 3. Length of Games
 - A. All games played on Thursday and Friday should be scheduled for nine innings. If a suspended game is resumed on Saturday, the regularly scheduled game shall be seven innings.
 - B. If weather prevents playing both the Thursday and Friday games, or if the Friday game does not begin because of rain, there shall be two seven-inning games on Saturday. If a Thursday game is suspended and no games are played on Friday, the suspended game shall be resumed on Saturday, followed by a seven-inning game.
 - C. If a suspended game is unable to be completed because of inclement weather and has reached official game status (five innings or more per NCAA Rule 5.8), it shall be declared a game.
 - D. Once a suspended game is resumed, the game shall be complete if one team has a lead of 10 or more runs after seven innings of play (NCAA Rule 5.8).
 4. Restart Times
 - A. In the event of rain on Thursday or Friday, no game may start after 10:00 p.m. local time or resume after midnight local time.
 - B. On Saturday, all curfew times will be waived in order to play the game on Saturday. No games will be continued to Sunday, however, teams can stay over until Sunday to get the game completed on Saturday.
 - C. In the event of Saturday doubleheaders, games will be seven innings each.
 5. Authority to Play Doubleheaders
 - A. If weather forecasts on Thursday or Friday morning call for a high occurrence of inclement weather on Saturday, the home team with approval of the visiting team may request permission from the Conference office to play a doubleheader on Friday.
 - B. Approval of a prospective Friday doubleheader shall be limited to circumstances where there is a high likelihood that weather will not permit a game to be played on the final day of the series. This does not apply for possible inclement weather on Thursday or Friday of a weekend series.
- OTHER
1. Authority to Rule on Game Stoppage

The umpire-in-chief has sole authority to suspend, postpone, or cancel the game if conditions become unfit for play.
 2. Lightning Strikes
 - A. Each member institution shall be responsible for having the capability to determine when lightning strikes are within specified distances from the competition site. When lightning is detected within 10 miles of the competition site, home team game management shall utilize the public address system to inform those in attendance that inclement weather including lightning is within 10 miles and that should patrons vacate the facility for safe shelter, they will be allowed to re-enter with a ticket stub. When lightning is detected within eight miles of the competition site, the competition shall be suspended.
 - B. Competition may be resumed after 30 minutes of no detected lightning strikes within an eight mile radius.
 - C. A 10 minute warm-up period may be granted following this 30-minute suspension.

2016 SEC BASEBALL SCHEDULE

Date Team	1 March 18-20	2 March 25-27	3 April 1-3	4 April 8-10	5 April 15-17	6 April 22-24	7 April 29-May 1	8 May 6-8	9 May 13-15	10 May 20-22
ALABAMA	@LSU	UT	@UG	@UK	MISS	@TAMU	MS	AU	@ARK	SC
ARKANSAS	@SC	AU	MIZ	@MISS	UF	@UK	TAMU	@LSU	ALA	@MSU
AUBURN	TAMU	@ARK	LSU	@MIZ	UT	@MISS	UK	@ALA	MS	@VU
FLORIDA	MIZ	@UK	TAMU	MSU	@ARK	UG	@SC	@UT	VU	@LSU
GEORGIA	UK	@MSU	ALA	@TAMU	SC	@UF	@VAN	MISS	@MIZ	UT
KENTUCKY	@UG	UF	@UT	ALA	@VU	ARK	@AU	SC	@MISS	MIZ
LSU	ALA	@TAMU	@AU	VAN	@MIZ	MS	@MISS	ARK	@UT	UF
OLE MISS	@UT	SC	@MS	ARK	@ALA	AU	LSU	@UG	UK	@TAMU
MISSISSIPPI STATE	@VU	UG	MISS	@UF	TAMU	@LSU	@ALA	MIZ	@AU	ARK
MISSOURI	@UF	VU	@ARK	AU	LSU	@SC	UT	@MS	UG	@UK
SOUTH CAROLINA	ARK	@MISS	@VU	UT	@UG	MIZ	UF	@UK	TAMU	@ALA
TENNESSEE	MISS	@ALA	UK	@SC	@AU	VU	@MIZ	UF	LSU	@UG
TEXAS A&M	@AU	LSU	@UF	UG	@MS	ALA	@ARK	VU	@SC	MISS
VANDERBILT	MS	@MIZ	SC	@LSU	UK	@UT	UG	@TAMU	@UF	AU

2016 SEC BASEBALL TOURNAMENT • MAY 23-29 • HOOVER, ALABAMA

SECU ACADEMIC INITIATIVE



SECU

The Academic Initiative of the SEC

Using its SECU academic initiative, the Southeastern Conference sponsors, supports and promotes collaborative higher education programs and activities involving administrators, faculty and students at its member universities. SECU is led by the president or chancellor of each SEC university and is managed by the chief academic officer.

The goals of the SECU academic initiative include:

- Advancing the merit and reputation of SEC universities outside of the traditional SEC region;
- Highlighting the endeavors and achievements of SEC faculty and universities;
- Identifying and preparing future leaders for high-level service in academia;
- Increasing the amount and type of education abroad opportunities available to SEC students; and
- Providing opportunities for collaboration among SEC university personnel.

The current programs of the SECU academic initiative include:

- The SEC Academic Leadership Development Program seeks to identify, prepare and advance academic leaders for roles within SEC institutions and beyond. It has two components, a university-level program and two, three-day, SEC-wide workshops held on specified campuses for all participants.
- The SEC Faculty Achievement and Professor of the Year Awards recognize faculty with outstanding records in research and scholarship. There is one winner per campus and one overall winner for the Conference.
- The SEC Faculty Travel Grant Program is intended to enhance collaboration that stimulates scholarly initiatives between

SEC universities. The program offers faculty from each SEC university the opportunity to travel to other SEC universities to develop grant proposals and conduct research.

- The SEC College Tour occurs each spring, and administrators from all SEC universities participate in events intended to introduce SEC universities to students, parents and high school counselors from outside of the southeast region.
- The SEC Symposium is an academic conference-type event intended to address a scholarly issue in an area of strength represented by all SEC universities. Held in Atlanta, Georgia, this marquee event puts on display the research and innovation of SEC institutions for an audience of academicians, government officials, grant funding agents and other stakeholders.
- The SEC Cooperative Education Abroad Agreement provides opportunities for students from all SEC universities to access international programs offered at other SEC universities. And as part of a renewable agreement, Italian engineering students from the Politecnico di Torino (PdT) have the opportunity to enroll at SEC universities each fall, and engineering SEC students may study there the following spring.
- The SEC MBA Case Competition is an opportunity for SEC business schools to showcase their students' skills at solving simulated, real-world problems that cover the spectrum of business disciplines. The competition is held on one SEC campus and teams of four MBA students compete against other SEC teams, the best receiving various awards and recognition.
- The SEC Academic Collaboration Grant Program is intended to expand student-focused collaboration among SEC universities. The grant is awarded annually to one SEC institution to support joint activities involving all other SEC universities. Examples of collaborative activities include intra-conference competitions, graduate student recruiting fairs, undergraduate research initiatives, etc.



SEC HEADQUARTERS

Almost 33 years after moving to Birmingham from Jackson, Miss., the SEC moved into its current headquarters on October 15, 1991.

The building is now named for Roy F. Kramer, the SEC's sixth commissioner who retired in July 2002. During his tenure as the league's commissioner, the SEC won 85 national championships and distributed more than \$654 million in revenue back to its member institutions.

The 30,000 square-foot building was provided by the city of Birmingham. It was designed to house the SEC staff and accommodate the needs of the various committees, coaches and administrative groups that meet on a regular basis.

From its headquarters, the SEC office certifies the eligibility of all student-athletes, manages championship events, enhances academic opportunities for student-

athletes, monitors NCAA and SEC compliance, coordinates officiating assignments, negotiates television contracts, distributes conference revenue, cultivates corporate sponsorships and coordinates media and public relations efforts.

In 2005, a state-of-the-art video command center was built inside the headquarters and named for the late Brad Davis, the SEC Associate Commissioner who was responsible for its development. Davis passed away on March 2, 2006.

The building also features a rotunda that highlights school banners, championship pedestals and two galleries displaying the member institutions.

The SEC Office underwent a vast renovation in the fall of 2012, and an upgrade to the Davis Command Center was completed for the fall of 2014.



FORMER SEC HEADQUARTERS IN BIRMINGHAM

Redmont Hotel (1946-67)

Central Bank Building (1967-88)

Riverchase Galleria Tower (1988-1991)





SEC MILESTONES

December 8-9, 1932: At the annual Southern Conference meeting in Knoxville, Tenn., the 13 members west and south of the Appalachian Mountains reorganized as the Southeastern Conference.

1933: With an 8-1 record, Georgia wins the first ever SEC Baseball Championship.

November 30, 1933: Alabama defeats Vanderbilt 7-0 to finish 5-0-1 in the conference and capture the SEC's first football title.

August 21, 1940: Martin S. Conner, former governor of Mississippi, takes office as the first commissioner of the SEC in Jackson, Miss.

February 21, 1948: Former LSU coach Bernie H. Moore appointed the SEC's second commissioner and conference office moves to Birmingham, Ala.

March 23, 1948: Two years removed from winning the NIT title, Kentucky wins its first national championship with a 58-42 victory over Baylor.

1950: Alabama becomes the first SEC team to advance to the College World Series.

October 20, 1951: The Alabama-Tennessee football game, played at Birmingham's Legion Field, becomes the first televised event in SEC history.

1959: SEC Baseball expands to include the Eastern and Western divisions.

April 1, 1966: A.M. (Tonto) Coleman succeeds Moore as the conference's third commissioner.

August 1, 1972: Dr. H. Boyd McWhorter becomes the league's fourth commissioner.

January 1, 1977: The SEC begins its long-standing agreement with the Sugar Bowl to send its champion to New Orleans as Georgia faced Pittsburgh.

1977: In Oxford, Miss., Ole Miss wins the first ever SEC Tournament.

July, 1983: The SEC signs agreement with the Turner Broadcasting System to begin airing a "Game of the Week" beginning in the fall of 1984.

1983: Alabama's Dave Magadan sets the single season batting average record with a .525 on the year. Magadan would become the SEC's first national player of the year that season.

March 26, 1986: The SEC and Jefferson-Pilot Teleproductions signed a contract to televise basketball games on a syndicated basis throughout the region. In February, 1992, the SEC continued its relationship with JP sports announcing a four-year agreement to televise an SEC football game of the week.

September 15, 1986: Dr. Harvey W. Schiller succeeds McWhorter as SEC Commissioner.

January 10, 1990: Roy F. Kramer becomes the conference's sixth commissioner.

May 31, 1990: SEC presidents unanimously recommend that the commissioner be authorized to enter discussions with interested institutions for the purpose of expansion.

1990: The first ever neutral site SEC Tournament is held in Hoover, Ala., where Mississippi State and LSU were declared co-champions due to lighting during the championship game.

1990: Georgia wins the SEC's first national championship in baseball.

August 1, 1990: Arkansas accepts invitation to become the SEC's 11th member.

September 25, 1990: South Carolina accepts invitation to become 12th member of the SEC.

November 29, 1990: SEC presidents announce divisions and vote to adopt an eight-game football schedule to begin in 1992.

May 30, 1991: SEC presidents award the inaugural SEC Football Championship Game to the city of Birmingham.

February 27, 1992: SEC signs agreement with Jefferson Pilot Sports to televise SEC games annually through the 1995 season. On November 7, 1994, the League extended its agreement with JP Sports through the 2000 season.

April 15, 1992: ABC Sports announces a four-year contract to nationally televise the SEC Football Championship Game. On October 13, 1994, ABC extended its agreement with the conference to televise the Championship Game through 2000.

December 5, 1992: SEC hosts the nation's first Division IA conference football championship game at Legion Field. Alabama defeats Florida 28-21 to win the 1992 SEC crown and the league's USF&G Sugar Bowl berth.

February 11, 1994: SEC announces multi-sport television agreement with CBS Sports to televise SEC football (1996-2001), men's basketball and women's basketball (1994-95 through 2000-2001).

February 25, 1994: SEC announces that the membership has voted to play the 1994 and 1995 Football Championship Games in Atlanta's Georgia Dome. On June 1, 1995, the conference extended the agreement with the Georgia Dome through 1998 and on May 29, 1997, the SEC further extended the agreement through 2001.

August 4, 1994: A group of Division I-A conferences, including the SEC, select the Fiesta, Sugar and Orange Bowls as hosts for the Bowl Alliance games beginning at the conclusion of the 1995 regular season. For the first time since the 1976 season, the SEC champion will not contractually serve as the host team in the Sugar Bowl.

1996: One of the most famous plays in college baseball history occurs as LSU's Warren Morris hits a walk-off home run to beat Miami 9-8 in the CWS National Championship Game.



1997: LSU's Brandon Larson becomes the SEC's single season home run champion by belting 40 on the year. The SEC has four teams advance to Omaha.

February 2, 1998: SEC announces it has reached a multi-year extension with CBS Sports to broadcast its football and men's and women's basketball games. Beginning in 2001, CBS expanded its SEC football commitment and provides exclusive national network broadcasts of SEC home games and its basketball coverage will continue to expand nationally.

May 23, 1999: The largest crowd in the history of the SEC Baseball Tournament, 16,165, gather to watch Alabama face Arkansas in the finals.

June 7, 1999: SEC announces it has reached a multi-year extension with ESPN to televise football and men's and women's basketball for the next eight seasons.

2001: After winning five national championships in ten seasons, Skip Bertman retires as head coach of LSU to assume the role of LSU Athletic Director.

December 6, 2001: The SEC and CBS Sports announce an agreement for the network to televise the SEC Football Championship Game each year through 2008.

March 12, 2002: Roy F. Kramer announces his retirement as the SEC's sixth commissioner, effective when a new commissioner is named. During his tenure as the SEC commissioner, the league won 85 national championships and the league distributed more than \$654 million back to its member institutions.

July 2, 2002: Michael L. Slive becomes the seventh Commissioner of the SEC.

June 4, 2004: The SEC Task Force on Compliance and Enforcement issues its report at the 2004 SEC Spring Meetings. The report is unanimously accepted by the 12 member institutions calls for having none of its schools on NCAA probation within the next five years.

2004: For the second time in history, four SEC teams advance to the College World Series.

February 23, 2005: SEC announces the formation of its Academic Consortium, which will link academic resources of its 12 member institutions.

2007: National Player of the Year David Price of Vanderbilt selected as the first pick in the MLB Draft.

August 14, 2008: CBS Sports and the SEC announce a 15-year agreement to extend broadcasts of SEC football and basketball games.

August 25, 2008: ESPN and the SEC announce a 15-year agreement beginning in 2009-10 through 2023-24. It is the longest national rights agreement in ESPN history. ESPN entities (ESPN, ESPN on ABC, ESPN2, ESPNU, ESPN Regional Television, ESPN360.com, ESPN Mobile TV, ESPN GamePlan, ESPN Full Court, ESPN International, ESPN Deportes, ESPN Classic) will carry more than 5,500 SEC events including football, men's and women's basketball, Olympic sports and SEC Championships.

2008: Every game from the SEC Tournament televised in high-definition for the first time. The SEC's winningest coach of all time, Ron Polk of Mississippi State, retires.

June 2009: League distributes \$132.5 million in revenue to members. The \$132.5 million is the highest total ever distributed in SEC history and represents a 4.0 percent increase from the \$127.6 million distributed to the schools in 2007-2008.

2009: LSU wins the SEC's seventh national championship since 1990.

2010: The number of regular season SEC baseball telecasts more than triples with the leagues' new television contract with ESPN. A pitch clock is implemented at the SEC Baseball Tournament in Hoover.

2011: ESPN announces a Thursday night, prime-time SEC Baseball Game of the Week to air on ESPNU starting in early April. Over 100 SEC regular season baseball games are televised.

June 2011: South Carolina and Florida meet in Omaha in an All-SEC National Championship Series. The Gamecocks won their second straight national title, the third in a row for the SEC.

Fall 2011: League announces that Texas A&M and Missouri will join the conference effective July 1, 2012, with competition to begin in all sports for the 2012-13 academic year.

January 2012: Florida and South Carolina begin the season ranked No. 1 & No. 2, respectively. SEC announces will expand conference tournament to 10 teams.

May 2012: SEC Tournament expands to 10 teams, setting a new attendance record with 129,112 total fans in attendance for the event.

June 2012: South Carolina advances to the CWS Finals for the third straight season and fifth straight for SEC. Ray Tanner retires as USC head coach, becoming the school's athletic director.

May 2013: SEC Baseball Tournament expands to 12 teams.

May 2, 2013: The SEC, in conjunction with ESPN, announces the creation of The SEC Network, set to launch in August of 2014.

June 2013: Mississippi State advances to the College World Series finals, the first in school history and the sixth consecutive season for the SEC to reach the CWS Championship Series.

June 2014: League distributes \$309.6 million in revenue to its members. The \$309.6 million is the highest total ever distributed in SEC history.

June 25, 2014: Vanderbilt wins the first NCAA Baseball Championship in program history. The title is the fourth in the last six years for the SEC. An NCAA-record 10 SEC baseball teams advanced to NCAA Regionals in 2014.

August 14, 2014: The SEC Network, a multi-platform network, which airs SEC content 24/7 including more than 1,000 live events in its first year, launches.

May 29, 2015 - League distributes a record \$455.8 among its 14 institutions.

June 1, 2015 - Gregory A. Sankey becomes SEC's eighth commissioner.

June 24, 2015 - Vanderbilt finishes as the NCAA baseball runner-up. Four of the eight teams in the 2015 CWS field were from the SEC.

SEC COMMISSIONER GREG SANKEY

Greg Sankey became the eighth commissioner of the Southeastern Conference on June 1, 2015, after serving on the SEC staff for 13 years in various leadership positions.

Sankey, 51, was an integral part of former commissioner Mike Slive's efforts to reshape the SEC's governance, enforcement and compliance program, and he also oversaw the SEC's championships staff. Most recently he played a central role in crafting the new autonomy governance structure of the NCAA, which is intended to provide the 65 institutions from the Five Conferences (ACC, Big Ten, Big 12, Pac 12 and SEC) with increased decision-making authority over policies designed to provide support for student-athletes' pursuit of academic and athletic achievements.

"The institutions of the Southeastern Conference searched for a commissioner who would carry forward the momentum of success enjoyed by the SEC over the last decade while also possessing a vision for change in the modern era of college athletics," said Zeppos. "Greg Sankey's experience with our institutions, his respect on the national landscape, his understanding of the balance of athletics and academics, and his passion for the welfare of student-athletes make him the perfect leader for the SEC."

Sankey is active within the NCAA committee structure, which includes his current service on the NCAA Gender-Equity Task Force and the Division I Committee on Infractions, for which he currently serves as chair.

He joined the SEC staff in 2002 as Associate Commissioner and was elevated to Executive Associate Commissioner and Chief Operating Officer for the league office in 2012.

"The universities of the SEC represent the greatest combination of academic and athletic excellence and I am honored to be selected to follow Mike Slive as commissioner of the Southeastern Conference," Sankey said. "The SEC is poised to make a difference in the lives of student-athletes for generations to come. We must ensure that the lessons they learn from their achievements in competition and in the classroom translate into success in life after college."

Prior to joining the SEC staff, Sankey was Commissioner of the Southland Conference for nearly seven years. He joined the Southland Conference staff in 1992 where he served as both assistant and associate commissioner before he was named commis-

sioner in 1996 at the age of 31.

Prior to his term at the Southland Conference he was director of compliance and academic services at Northwestern State University in Natchitoches, Louisiana. While at Northwestern State, Sankey also coached the Demons' golf teams for two years. Previous to his tenure at Northwestern State, he was the director of intramural sports at Utica College in upstate New York.

On March 12, 2015, the presidents and chancellors of the SEC announced Sankey would succeed Slive as commissioner of the SEC.

A native of Auburn, New York, Sankey earned his master's degree from Syracuse University and his undergraduate degree from the State University of New York College at Cortland. Sankey and his wife, Cathy, reside in Birmingham, Alabama, and have two daughters, Hannah Michelle (23) and Moriah Elizabeth (19).



SEC STAFF



MARK WOMACK
Executive Associate
Commissioner/CFO



TIFFANY DANIELS
Associate
Commissioner



CHARLIE HUSSEY
Associate
Commissioner



WILLIAM KING
Associate
Commissioner



HERB VINCENT
Associate
Commissioner



MARK WHITWORTH
Associate
Commissioner



MATT BOYER
Assistant
Commissioner



LESLIE CLAYBROOK
Assistant
Commissioner



BYRON HATCH
Assistant
Commissioner



WILL LAWLER
Assistant
Commissioner



CHRIS WALDSMITH
Assistant
Commissioner



KATHRYN SWITZER
Exec. Associate to
Commissioner



TORIE JOHNSON
Exec. Director
of SECU



MISTY BROWN
Director of Student-
Athlete Engagement



CHUCK DUNLAP
Director of
Communications



JOHN GIBSON
Director of
Championships



CRAIG PINKERTON
Director of
Communications



BC ROMANO
Director of Video /
Creative Services



MILTON ROY
Director of
Compliance



JIM SULLIVAN
Director of
Championship Ticket
Operations



TAMMY WILSON
Director of
Communications



SYLVIA HAGAN
Associate Director
of Officiating
Administration



BEN BEATY
Assistant Director of
Communications



COLE CUNNINGHAM
Assistant Director of
Video and Creative
Services



JILL SKOTARCZAK
Assistant Director of
Communications



ALLY SLIVKA
Assistant Director of
Financial Operations



GINNY THOMAS
Assistant Director
of Football
Administration



BRETT THOMPSON
Assistant Director of
Championship Ticket
Operations



BRYANT WELBOURNE
Assistant Director,
SECU



KORY DAHLEN
Competition
Coordinator



COURTNEY FRITTS
Communications/
Digital Media
Assistant



ROBERT MILLIGAN
Video Assistant



SUSAN BISHOP
Administrative
Assistant, SECU



ALLISON JACOBS
Administrative
Assistant



DONNA MOORE
Administrative
Assistant



BAILEY POWELL
Administrative
Assistant for the
Commissioner's Office



BRENDA GRAY
Receptionist



STEVE SHAW
Coordinator of
Football Officials



LARRY TEMPLETON
Consultant to
Commissioner



PAUL GUILLIE
Coordinator of
Baseball Officials

EXECUTIVE COMMITTEE

President: NICK ZEPOS, *Vanderbilt*
Vice President: DR. MARK KEENUM,
Mississippi State
Secretary: JOSEPH L. FINK III, *Kentucky*
DR. HARRIS PASTIDES, *South Carolina*
GREG MCGARITY, *Georgia*
RON RYCHLAK, *Ole Miss*
MEREDITH JENKINS, *Auburn*

OFFICIAL SPONSOR PROGRAM

The Southeastern Conference Official Sponsor program began in 1988 with three companies dedicated to intercollegiate athletics and higher education.

Now supported by many of the nation's top corporations, this program has evolved into the most successful of its kind.

Each member of the SEC Official Sponsor team shows its commitment to the future of intercollegiate athletics with contributions to SEC Youth Clinics, SEC Scholarship Programs and SEC Academic Enhancement Programs.

The corporations also conduct consumer promotions designed to increase sales and brand awareness. These promotions also increase public

awareness of the member institutions of the SEC, which in turn supports increased ticket sales and high television and radio ratings.

In addition to the broad spectrum of benefits provided by these contributions, each SEC institution is a direct beneficiary of the program. SEC Official Sponsors include Allstate Insurance, AT&T, Belk, Dr Pepper, Gatorade and Regions Bank.

PROGRAM MISSION

The mission of the corporate sponsor program is:

1. To develop marketing and promotional activities that benefit the SEC, its member institutions and the participating corporations;

2. To emphasize the positive role of athletics in our society; and
3. To provide funding for youth clinics, championship events and academic enhancement programs.



SEC OFFICIAL SPONSORS

The image displays six logos of SEC Official Sponsors arranged in two rows. The top row includes Allstate (with its hands-in-prayer logo), AT&T (with its globe logo), and Belk (with its leaf logo and tagline 'MODERN. SOUTHERN. STYLE.'). The bottom row includes Dr Pepper (with its 'Est. 1885' logo), Gatorade (with its 'G' and lightning bolt logo), and Regions Bank (with its pyramid logo).

SEC LICENSING PROGRAM

The Southeastern Conference markets its registered marks (Southeastern Conference, SEC, SEC Seal and SEC logos) through a licensing program with the Collegiate Licensing Company. The SEC began its licensing program in 1988 to protect the use of its name and insignias and to ensure that its member institutions benefit from the use and sale of items bearing its name and/or logos.

The program also ensures that manufacturers and retailers market only the highest-quality merchandise using the conference name and logos. The SEC has joined a significant number of colleges and universities throughout the country to bring about consistency in the marketplace for officially-licensed collegiate products.



MEDIA SERVICES

Weekly Awards

The SEC will name a player, freshman and a pitcher of the week each Monday beginning February 22. The awards will be released for Monday afternoon publication and announced in the weekly SEC baseball release.

Nominations for the awards are made each week by the baseball sports information contacts at each SEC institution. The award winners are chosen by a vote of the SEC communications staff.

Pre-Tournament Teleconference

The SEC will conduct a pre-tournament teleconference Monday, May 23, featuring the 12 participating head coaches. Each coach will answer questions from the media for 10 minutes following a brief introduction. For further information on this teleconference, please consult the weekly SEC release or contact the SEC Communications Department.

www.SECsports.com
www.SECNetwork.com

The Southeastern Conference has established a dynamic presence on the internet with its official site on the world wide web — www.SECsports.com and www.SECNetwork.com

SEC Baseball information is updated daily. The site will contain standings, schedules, results, and notes on the SEC and each team. SEC baseball information is also available via email. Contact the SEC Communications office for details.

2016 SEC Tournament



May 24-29, 2016 • Hoover Metropolitan Stadium
(10,800 — Grandstand Seating)
Hoover, Ala.

Media Information

Credentials for the SEC Baseball Tournament may be obtained through the Southeastern Conference's Media Website, www.secsportsmedia.com. Credential requests will be available on-line in early April and due back in early May.

The 12-team field will include the top teams from the SEC's Eastern and Western Division plus 10 at-large bids based on the conference winning percentage. The format is patterned after a similar version used at the College World Series.

For further information, please contact the SEC Communications Department.

Ticket Information

Tickets to the 2016 SEC Baseball Tournament will be available in March.

Ticket prices for this year's event are: reserved tournament book, \$120; single-game reserved seat, \$20; general admission Dr Pepper Six-Pack book, \$66; Single-game general admission, \$14.

SEC Media Information/ Photo Gallery

All media information is now available directly from the SEC's media web site, www.secsportsmedia.com. All the latest stats, notes, releases, etc. are available as soon as released from the conference office. Through the services of Sports Systems, the SEC has a digital image platform that gives you access to the SEC's latest photographs, images and logos. To access the platform, go to www.secsportsmedia.com and click on the icon. SEC Information is available 24 hours a day, seven days a week on the SEC media website.

Documents are automatically posted on the media web site as soon as they are updated by the conference.

The SEC baseball release will be available each Tuesday (beginning February 16) on the league's media site and main website, www.SECsports.com.

Standings and results will be updated each weekday throughout the season on the main website, while statistics will be updated each Monday and Friday throughout conference play (beginning early March).

Southeastern Conference

2201 Richard Arrington Blvd. N
Birmingham, AL 35203-1103

Main Switchboard: (205) 458-3000

Administration Fax: (205) 458-3031

Internet Address: www.secsports.com

SEC Quick Facts

Founded: 1933

Commissioner: Michael Slive

Member Institutions

University of Alabama
University of Arkansas
Auburn University
University of Florida
University of Georgia
University of Kentucky
Louisiana State University
University of Mississippi
Mississippi State University
University of Missouri
University of South Carolina
University of Tennessee

Texas A&M University
Vanderbilt University

Communications Staff

Media Relations Fax: (205) 458-3030

Ben Beaty

Assistant Director of Communications

(SEC Baseball Contact)

E-Mail: bbeaty@sec.org

Herb Vincent • *Associate Commissioner*

E-Mail: hvincent@sec.org

Chuck Dunlap • *Director*

E-Mail: cdunlap@sec.org

Craig Pinkerton • *Director*

E-Mail: cpinkerton@sec.org

Tammy Wilson • *Director*

E-Mail: twilson@sec.org

Jill Skotarczak • *Assistant Director*

E-Mail: jskotarczak@sec.org

Courtney Fritts

Digital Media/Communications Assistant

E-Mail: cfritts@sec.org

Credits

The 2016 SEC Baseball Guide, Volume XLVII, is published by the Southeastern Conference Office, Greg Sankey, Commissioner.

Editor

Ben Beaty,

Assistant Director of Communications

Special Assistance

Chuck Dunlap (SEC Director of Communications); Courtney Fritts (SEC Digital Media/Communications Assistant); Alex Thompson (UA); Patrick Pierson (AR); Taylor Bryan (AU); John Hines (UF); Christopher Lakos (UG); Brent Ingram (UK); Bill Franques (LS); Adam Kuffner (UM); Kyle Niblett (MS); Shawn Davis (MU); Andrew Kitick (SC); M.J. Burns (UT); Thomas Dick (AM); Kyle Parkinson (VU).

Typesetting/Printing

EBSCO Media (Birmingham, Ala.)

Cover Design

BC Romano (SEC)

SEC TELEVISION AGREEMENTS



The Southeastern Conference and ESPN signed a 20-year agreement through 2034 to create and operate a multi-platform network which launched Aug. 14, 2014. The network and its accompanying digital platform carry SEC content 24/7 including more than 1,000 events in its first year.

Programming also includes in-depth commentary and analysis in studio shows, daily news and information, original content such as SEC Stories, spring football games and more.

More than 90 SEC baseball games are slated to air across ESPN networks, including 75 on SEC Network in 2016. Coverage of the conference sport on national television has quadrupled since SEC Network launched in 2014.

In addition to those games, many matchups will also be digitally exclusive SEC Network + events available on SECNetwork.com and WatchESPN.

The 2016 schedule steps up to bat with a four-hour Bases Loaded special on the opening night of conference play, Friday, March 18. The show features a live compilation of seven games – all 14 teams – taking place that evening across the southeast. Every Bases Loaded game is also available in its entirety, streaming live via SEC Network +.

This year's schedule also includes five wildcard selections, allowing the network the opportunity to determine the best television matchup at a later date. The schedule closes out with SEC Network airing the entirety of the SEC Baseball Tournament, outside of the Championship game on ESPN2.



2016 SEC BASEBALL TV SCHEDULE

Date	Time (ET)	Matchup	Network
3/8	5:30 p.m.	Georgia Tech at Auburn	SEC Network
3/15	7 p.m.	Florida State at Florida	SEC Network
3/18	7 p.m.	Bases Loaded	SEC Network
3/19	2 p.m.	Kentucky at Georgia	SEC Network
3/19	8:30 p.m.	Mississippi State at Vanderbilt	SEC Network
3/20	1 p.m.	Kentucky at Georgia	SEC Network
3/22	7 p.m.	Tenn Tech at Tennessee	SEC Network
3/24	7 p.m.	LSU at Texas A&M	SEC Network
3/25	9 p.m.	LSU at Texas A&M	SEC Network
3/26	3 p.m.	South Carolina at Ole Miss	SEC Network
3/26	6 p.m.	Vanderbilt at Missouri	SEC Network
3/26	9 p.m.	Tennessee at Alabama	SEC Network
3/27	1 p.m.	Vanderbilt at Missouri	SEC Network
3/27	4 p.m.	Tennessee at Alabama	SEC Network
3/29	8 p.m.	Alabama vs. Auburn (Montgomery, AL)	SEC Network
3/31	7 p.m.	Alabama at Georgia	SEC Network
3/31	8 p.m.	South Carolina at Vanderbilt	ESPNU
4/1	7 p.m.	Alabama at Georgia	SEC Network
4/2	12 p.m.	Alabama at Georgia	SEC Network
4/2	3 p.m.	South Carolina at Vanderbilt	SEC Network
4/2	7:30 p.m.	Texas A&M at Florida	ESPNU
4/2	8:30 p.m.	Missouri at Arkansas	SEC Network
4/3	1:30 p.m.	Missouri at Arkansas	SEC Network
4/3	2 p.m.	Texas A&M at Florida	ESPNU
4/5	7 p.m.	Coastal Carolina at South Carolina	SEC Network
4/6	7:30 p.m.	Louisville at Kentucky	ESPNU
4/7	7 p.m.	Vanderbilt at LSU	SEC Network
4/7	7:30 p.m.	Auburn at Missouri	ESPNU
4/8	7 p.m.	Vanderbilt at LSU	SEC Network
4/9	8 p.m.	Arkansas at Ole Miss	SEC Network
4/10	1 p.m.	Arkansas at Ole Miss	SEC Network
4/10	4 p.m.	Mississippi State at Florida	SEC Network
4/12	7 p.m.	North Carolina vs. South Carolina (Charlotte)	SEC Network
4/14	7 p.m.	Tennessee at Auburn	SEC Network
4/14	9 p.m.	Florida at Arkansas	ESPNU
4/15	7 p.m.	Tennessee at Auburn	SEC Network
4/19	7 p.m.	Creighton at Arkansas	SEC Network
4/21	7 p.m.	Arkansas at Kentucky	SEC Network
4/21	7:30 p.m.	Georgia at Florida	ESPNU
4/22	7 p.m.	Georgia at Florida	SEC Network
4/22	7:30 p.m.	Arkansas at Kentucky	ESPNU
4/23	2 p.m.	Georgia at Florida	ESPN2
4/23	3 p.m.	Auburn at Ole Miss	SEC Network
4/23	7 p.m.	Mississippi State at LSU	ESPNU
4/24	1 p.m.	Mississippi State at LSU	ESPN2
4/24	2 p.m.	Auburn at Ole Miss	SEC Network
4/26	7 p.m.	Ole Miss vs. Mississippi State (Pearl, MS)	SEC Network
4/28	7 p.m.	LSU at Ole Miss	SEC Network
4/28	7:30 p.m.	Mississippi State at Alabama	ESPNU
4/29	7 p.m.	SEC Network Wildcard Selection	SEC Network
4/30	12 p.m.	LSU at Ole Miss	ESPN2
4/30	3 p.m.	Texas A&M at Arkansas	ESPN2
4/30	4 p.m.	Tennessee at Missouri	ESPNU

Date	Time (ET)	Matchup	Network
4/30	7 p.m.	Kentucky at Auburn	SEC Network
5/1	1 p.m.	Tennessee at Missouri	SEC Network
5/1	2 p.m.	Texas A&M at Arkansas	ESPNU
5/3	7 p.m.	Illinois vs. Missouri (Sauget, IL)	SEC Network
5/4	7 p.m.	USC Upstate at South Carolina	SEC Network
5/5	7 p.m.	Missouri at Mississippi State	SEC Network
5/5	7:30 p.m.	Vanderbilt at Texas A&M	ESPNU
5/6	7 p.m.	SEC Network Wildcard Selection	SEC Network
5/6	8 p.m.	Missouri at Mississippi State	ESPNU
5/7	3:30 p.m.	Vanderbilt at Texas A&M	SEC Network
5/7	7 p.m.	Auburn at Alabama	SEC Network
5/8	3 p.m.	South Carolina at Kentucky	ESPNU
5/8	4 p.m.	Auburn at Alabama	SEC Network
5/10	7 p.m.	Louisville at Vanderbilt	SEC Network
5/12	7:30 p.m.	Kentucky at Ole Miss	ESPNU
5/13	7 p.m.	SEC Network Wildcard Selection	SEC Network
5/14	1 p.m.	LSU at Tennessee	SEC Network
5/14	4 p.m.	Vanderbilt at Florida	ESPN2
5/14	4:30 p.m.	Mississippi State at Auburn	SEC Network
5/14	7:30 p.m.	Texas A&M at South Carolina	SEC Network
5/15	1 p.m.	Vanderbilt at Florida	SEC Network
5/15	4 p.m.	Texas A&M at South Carolina	SEC Network
5/19	7 p.m.	SEC Network Wildcard Selection	SEC Network
5/19	7:30 p.m.	ESPNU Wildcard Selection	ESPNU
5/20	7 p.m.	Florida at LSU	SEC Network
5/21	12 p.m.	Tennessee at Georgia	SEC Network
5/21	3 p.m.	Ole Miss at Texas A&M	SEC Network
5/21	4:30 p.m.	Florida at LSU	ESPNU
5/21	6 p.m.	Arkansas at Mississippi State	SEC Network

2016 SEC Baseball Tournament Coverage:

Date	Time (ET)	Matchup	Network
5/24	10:30 am	SEC Baseball Tournament: 1st Round	SEC Network
5/24	2 p.m.	SEC Baseball Tournament: 1st Round	SEC Network
5/24	5:30 p.m.	SEC Baseball Tournament: 1st Round	SEC Network
5/24	9 p.m.	SEC Baseball Tournament: 1st Round	SEC Network
5/25	10:30 am	SEC Baseball Tournament: 2nd Round	SEC Network
5/25	2 p.m.	SEC Baseball Tournament: 2nd Round	SEC Network
5/25	5:30 p.m.	SEC Baseball Tournament: 2nd Round	SEC Network
5/25	9 p.m.	SEC Baseball Tournament: 2nd Round	SEC Network
5/26	10:30am	SEC Baseball Tournament: 3rd Round	SEC Network
5/26	2 p.m.	SEC Baseball Tournament: 3rd Round	SEC Network
5/26	5:30 p.m.	SEC Baseball Tournament: 3rd Round	SEC Network
5/26	9 p.m.	SEC Baseball Tournament: 3rd Round	SEC Network
5/27	4 p.m.	SEC Baseball Tournament: 4th Round	SEC Network
5/27	7:30 p.m.	SEC Baseball Tournament: 4th Round	SEC Network
5/28	1 p.m.	SEC Baseball Tournament: Semifinal	SEC Network
5/28	4:30 p.m.	SEC Baseball Tournament: Semifinal	SEC Network
5/29	3 p.m.	SEC Baseball Championship Game	ESPN2

2016 SEC TOURNAMENT

The Southeastern Conference Baseball Tournament returns for a 19th consecutive year to the Hoover Metropolitan Stadium in the south-Birmingham city of Hoover, Ala., May 24-29.

The 2016 SEC Baseball Tournament will continue to feature 12 teams and will remain set to begin on Tuesday, May 24. Seeds 5-12 will meet in a single elimination format on the opening day of the tournament, followed by traditional double-elimination play Wednesday-Friday. The tournament will return to single elimination play on Saturday. A total of 17 games will be played throughout the tournament.

The 12 teams are seeded 1-12 with the two divisional champions and top four seeds guaranteed opening-round byes, with the possibility of earning another later in the bracket. The tournament field will include the top teams from the SEC's Eastern and Western Divisions plus 10 at-large bids seeded 3-12 based on conference winning percentage.

In 2015, Florida defeated Vanderbilt 7-3 in a championship game that featured two top 10 teams and a national television audience.

The Hoover Met formerly served as home of the Double-A Birmingham Barons (Chicago White Sox) of the Southern League. The stadium also has served as host of the NCAA Men's Soccer Final Four, as well as home to the nationally renowned Hoover Buccaneer high school football program.

Located eight miles south of Birmingham, Regions Park seats 10,800 for baseball, but can accommodate over 16,000 when the patio, banquet and side grassy areas are used. The stadium also houses 12 suites and state-of-the-art dressing and training rooms. Wireless internet access was added in 2004, concourse and signage renovation was done in 2005 and a second-level pressbox expansion, new stadium seating and an exterior facelift in 2007 completed a \$6 million renovation project. A new HD video scoreboard was added in 2008, while the SEC introduced the nation to a 'pitch clock' in 2010. A new sound systems and concourse amenities such as refurbished restrooms big screen HDTVs at concessions stands were added in 2012.

The 2015 SEC Baseball Tournament drew 132,178 fans to The Hoover Met, a new record-high for the event. Twelve times in the last 14 years the tournament has surpassed the six-digit mark in total attendance.

The SEC is scheduled to keep its baseball tournament in Hoover at The Hoover Met through 2016 under the current contract.

All games of the tournament have been televised in high definition since 2008. In 2015, for the first time in the history of the tournament, all games of the SEC Baseball Tournament were nationally televised.

SEC TOURNAMENT SEEDING: The two division champions shall be automatically seeded number one and number two based on winning percentage in conference competition. The rest shall be seeded numbers three through 12 based on winning percentage without regard to division. Ties will be broken in the following manner:

1. Two-Team Tie. The following procedure will be used in the following order until the tie is broken:
 - A. Won-lost results of head-to-head competition between the two tied teams.
 - B. If two-teams are divisional opponents:
 - (1) Won-lost percentage within their division (over the 15-game SEC division schedule).
 - (2) Won-lost percentage of the two teams versus the No. 1 team in their division (and proceeding through the No. 7 team, if necessary).
 - C. If two teams are not divisional opponents:
 - (1) Won-lost record of the two teams versus the No. 1 seed using common opponents only (and proceeding through the No. 12 seed, if necessary).
 - (2) Coin flip by the Commissioner
2. Three-Team Tie (or more). The following procedure will be used in the following order until the tie is broken: (Note: If the three tied teams have three different records against each other, they shall be seeded in best-percentage order.) Otherwise, once the tie has been reduced to two teams, the two-team tiebreaker procedure will be used.
 - A. If all three teams are common opponents: Total won-lost percentage of games played among the tied teams.
 - B. Won-lost percentage of the tied teams versus the No. 1 seed and proceeding through the No. 12 seed, if necessary, using common opponents only.
 - C. If three or more teams still are tied, the Commissioner will conduct a draw.



2016 SEC Tournament • Hoover Metropolitan Stadium • Hoover, Ala.

2016 SEC TOURNAMENT BRACKET

Tuesday, May 24

Game 1	9:30 a.m.	#6 Seed vs. #11 Seed [SEC Network]
Game 2	TBD	#7 Seed vs. #10 Seed [SEC Network]
Game 3	4:30 p.m.	#8 Seed vs. #9 Seed [SEC Network]
Game 4	TBD	#5 Seed vs. #12 Seed [SEC Network]

Wednesday, May 25

Game 5	9:30 a.m.	#3 Seed vs. Winner Game 1 [SEC Network]
Game 6	TBD	#2 Seed vs. Winner Game 2 [SEC Network]
Game 7	4:30 p.m.	#1 Seed vs. Winner Game 3 [SEC Network]
Game 8	TBD	#4 Seed vs. Winner Game 4 [SEC Network]

Thursday, May 26

Game 9	9:30 a.m.	Loser Game 5 vs. Loser Game 6 [SEC Network]
Game 10	TBD	Loser Game 7 vs. Loser Game 8 [SEC Network]
Game 11	4:30 p.m.	Winner Game 5 vs. Winner Game 6 [SEC Network]
Game 12	TBD	Winner Game 7 vs. Winner Game 8 [SEC Network]

Friday, May 27

Game 13	3:00 p.m.	Winner Game 9 vs. Loser Game 11 [SEC Network]
Game 14	TBD	Winner Game 10 vs. Loser 12 [SEC Network]

Saturday, May 28

Game 15	Noon	Winner Game 13 vs. Winner Game 11 [SEC Network]
Game 16	TBD	Winner Game 14 vs. Winner Game 12 [SEC Network]

Sunday, May 29

Game 17	2:00 p.m.	Winner Game 15 vs. Winner Game 16 [ESPN2]
---------	-----------	---

All Times Central

2016 STADIUM INFORMATION

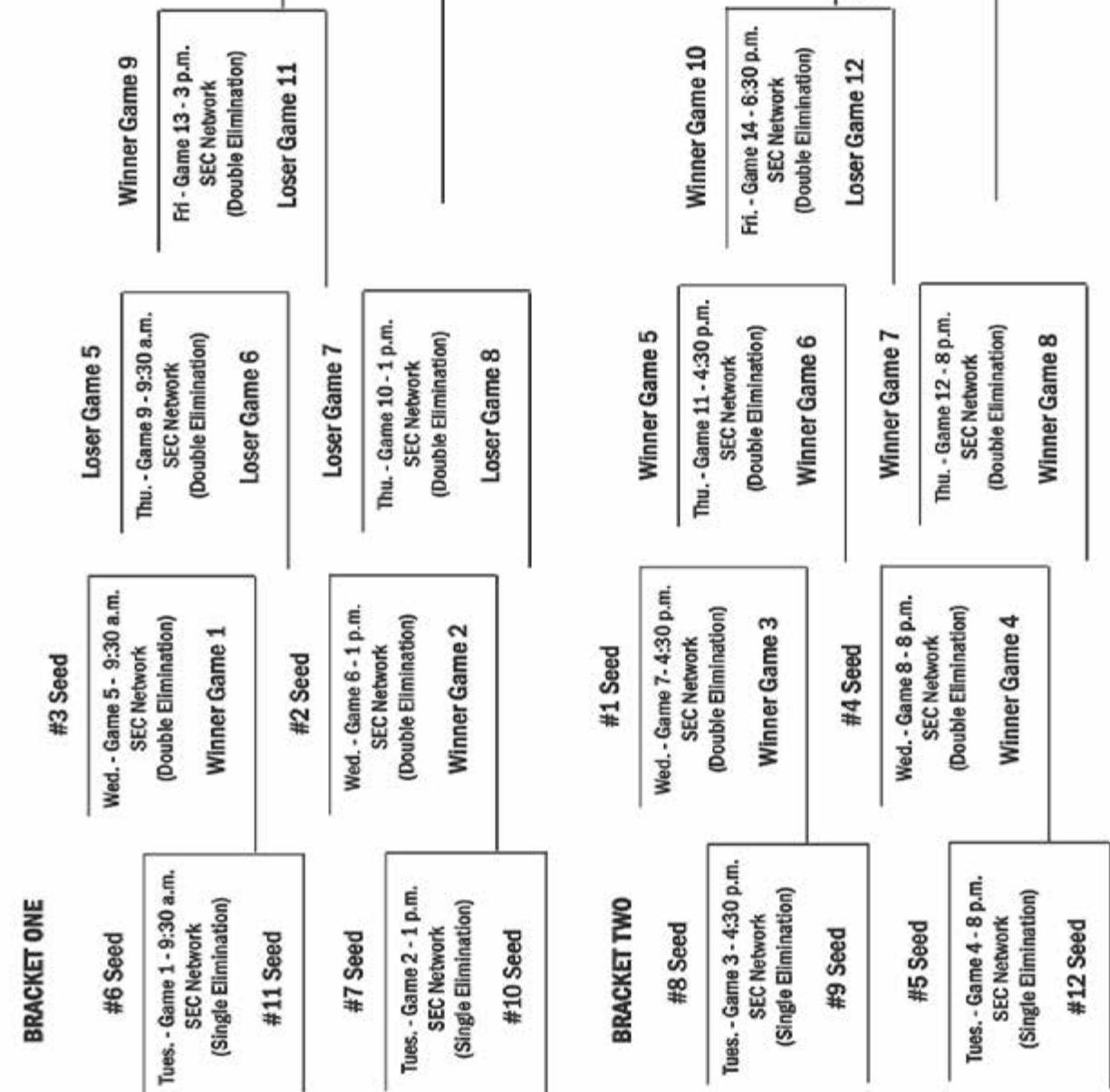
Hoover Metropolitan Stadium — Hoover, Ala.
Capacity: 10,800 (Grandstand Seating)

Field Dimensions

Foul Lines	335
Power Alleys	375
Center	403
Playing Surface	Natural Grass
Year Built	1988/Renovated 2006-07

2016 SEC BASEBALL TOURNAMENT

2016 SEC BASEBALL TOURNAMENT
MAY 24-29
HOOVER METROPOLITAN STADIUM
HOOVER, ALA.
(12-TEAM FORMAT)



All Times Central

SEC Tournament History

Champions

Year	Team	Site
1977	Ole Miss	Oxford, Miss.
1978	Auburn	Gainesville, Fla.
1979	Mississippi State	Starkville, Miss.
1980	Vanderbilt	Gainesville, Fla.
1981	Florida	Starkville, Miss.
1982	Florida	Gainesville, Fla.
1983	Alabama	Starkville, Miss.
1984	Florida	Gainesville, Fla.
1985	Mississippi State	Baton Rouge, La.
1986	LSU	Baton Rouge, La.
1987	Mississippi State	Athens, Ga.
1988	Florida	Starkville, Miss.
1989	Auburn	Gainesville, Fla.
1990*	LSU/Mississippi State	Hoover, Ala.
1991	Florida	Baton Rouge, La.
1992	LSU	New Orleans, La.
1993	Eastern - Tennessee	Columbia, S.C.
	Western - LSU	Baton Rouge, La.
1994	Eastern - Tennessee	Lexington, Ky.
	Western - LSU	Oxford, Miss.
1995	Eastern - Tennessee	Knoxville, Tenn.
	Western - Alabama	Starkville, Miss.
1996	Alabama	Hoover, Ala.
1997	Alabama	Columbus, Ga.
1998	Auburn	Hoover, Ala.
1999	Alabama	Hoover, Ala.
2000	LSU	Hoover, Ala.
2001	Mississippi State	Hoover, Ala.
2002	Alabama	Hoover, Ala.
2003	Alabama	Hoover, Ala.
2004	South Carolina	Hoover, Ala.
2005	Mississippi State	Hoover, Ala.
2006	Ole Miss	Hoover, Ala.
2007	Vanderbilt	Hoover, Ala.
2008	LSU	Hoover, Ala.
2009	LSU	Hoover, Ala.
2010	LSU	Hoover, Ala.
2011	Florida	Hoover, Ala.
2012	Mississippi State	Hoover, Ala.
2013	LSU	Hoover, Ala.
2014	LSU	Hoover, Ala.
2015	Florida	Hoover, Ala.

*LSU and Mississippi State were declared tournament co-champions when lightning and rain ended play in Game 11 with LSU leading 6-0 in the bottom of the fourth inning.

Most Valuable Players

Year	Player	Pos.	Team
1979	Mike Kelley	OF	Mississippi State
1980	Dave Nenad	DH	Vanderbilt
1981	Jeff Keener	P	Kentucky
1982	Rich Bombard	P	Florida
1983	David Magadan	1B	Alabama
1984	Alan Cockrell	OF	Tennessee
1985	Gene Morgan	P	Mississippi State
1986	Jeff Yurtin	3B	LSU
1987	Dan Paradoa	OF	Mississippi State
1988	Brian Reimsnyder	OF	Florida
1989	Roger Miller	C	Georgia
1990	Jon Harden	P	Mississippi State
1991	Herbert Perry	DH	Florida
	Brian Purvis	OF	Florida
1992	Andy Sheets	SS	LSU
1993	Eastern - Todd Helton	1B	Tennessee
	Western - Harry Berrios	OF	LSU
1994	Eastern - Todd Helton	1B	Tennessee
	Steve Soper	2B	Tennessee
	Western - Russ Johnson	SS	LSU
1995	Eastern - Todd Helton	1B	Tennessee
	Scott Vieira	3B	Tennessee
	Western - Rusty Lofflin	OF	Alabama
1996	Joe Caruso	2B	Alabama
1997	David Tidwell	OF	Alabama
1998	Rodney Nye	1B	Arkansas
1999	G.W. Keller	OF	Alabama
2000	Wally Pontiff	IF	LSU
2001	Chris Young	P	Mississippi State

2002	Brent Boyd	1B	Alabama
2003	Beau Hearod	OF	Alabama
2004	Steven Tolleson	OF	South Carolina
	Kevin Melillo	INF	South Carolina
2005	Jeff Butts	OF	Mississippi State
2006	Mark Wright	OF	Ole Miss
2007	Pedro Alvarez	3B	Vanderbilt
2008	Blake Dean	DH	LSU
2009	Mikie Mahtook	OF	LSU
2010	Austin Nola	SS	LSU
2011	Daniel Pigott	OF	Florida
2012	Adam Frazier	SS	Mississippi State
2013	Chris Cotton	P	LSU
2014	Tyler Moore	1B	LSU
2015	J.J. Schwarz	C/DH	Florida

All-Time Standings

Team	App.	W-L	Pct.	Tourney Titles
LSU	30	74-39	.655	11
Vanderbilt	20	50-37	.573	2
Miss. State	30	58-48	.547	7
Alabama	27	47-41	.534	7
Tennessee	14	25-23	.521	3
Florida	36	62-59	.512	4
Ole Miss	20	31-36	.463	5
Arkansas	21	28-37	.431	0
Auburn	24	31-44	.413	1
Georgia	21	28-41	.406	0
Kentucky	18	21-32	.396	0
Texas A&M	3	4-4	.500	0
South Carolina	23	25-42	.373	1
Missouri	2	1-3	.250	0

Largest Tournament Average Attendance

Year	Site	Total	Games	Average
1. 2010	Hoover, Ala.	126,071	13	9,698
2. 2003	Hoover, Ala.	122,393	13	9,415
3. 2014	Hoover, Ala.	120,386	17	7,082
4. 2008	Hoover, Ala.	124,139	14	8,867
5. 2005	Hoover, Ala.	119,580	14	8,541
6. 2002	Hoover, Ala.	124,440	15	8,296
7. 2013	Hoover, Ala.	134,496	17	7,912
8. 2012	Hoover, Ala.	129,112	17	7,795
9. 2015	Hoover, Ala.	132,178	17	7,775
10. 2006	Hoover, Ala.	108,173	14	7,727

Date Site Game Attendance

1. 5/23/99	Hoover, Ala.	Alabama 9, Arkansas 3	16,165
2. 5/23/03	Hoover, Ala.	Alabama 7, Auburn 5	14,427
3. 5/13/98	Hoover, Ala.	Auburn 11, Alabama 8	14,390
4. 5/26/02	Hoover, Ala.	Alabama 6, S. Carolina 2	13,367
5. 5/30/10	Hoover, Ala.	LSU 4, Alabama 3 (11 innings)	13,327
6. 5/24/06	Hoover, Ala.	LSU 4, Alabama 3	12,838
7. 5/24/03	Hoover, Ala.	Alabama 13, Auburn 3	12,673
8. 5/26/10	Hoover, Ala.	Alabama 7, Auburn 2	12,514
9. 5/24/08	Hoover, Ala.	LSU 12, Alabama 10	12,324
10. 5/29/05	Hoover, Ala.	Miss. State 4, Ole Miss 1	12,290
11. 5/27/12	Hoover, Ala.	Miss. State 3, Vanderbilt 0	12,256
12. 5/27/10	Hoover, Ala.	Alabama 6, Ole Miss 3	12,180

Largest Tournament Session Attendance

Date	Site	Session	Attendance
1. 5/23/03	Hoover, Ala.	Session 4*	14,427
2. 5/26/02	Hoover, Ala.	Session 9*	13,367
3. 5/30/10	Hoover, Ala.	Session 8*	13,327
4. 5/24/06	Hoover, Ala.	Session 2*	12,838
5. 5/24/03	Hoover, Ala.	Session 6/7*	12,673
6. 5/26/10	Hoover, Ala.	Session 1*	12,514
7. 5/24/08	Hoover, Ala.	Session 6	12,324
8. 5/29/05	Hoover, Ala.	Session 8	12,290
9. 5/27/12	Hoover, Ala.	Session 9	12,256
10. 5/27/10	Hoover, Ala.	Session 4	12,180
11. 5/26/06	Hoover, Ala.	Session 5*	11,983
12. 5/21/08	Hoover, Ala.	Session 2	11,967

* Session Record

SEC All-Tournament Teams

1978

1B Dom Fucci, Auburn
 2B J.B. Brown, Auburn
 SS Bubba Kizer, Georgia
 3B John McDonald, Miss. State
 C Russ Aldrich, Miss. State
 OF Del Bender, Miss. State
 OF Jim Watkins, Florida
 OF Bubba Chrismer, Georgia
 P Jack Lazorko, Miss. State
 P Perry Cliburn, Miss. State
 DH Bo Fucci, Auburn

1979

1B Tim Weisheim, Miss. State
 2B Chuck Long, Florida
 SS Larry Hall, Florida
 3B Bobby Mariano, LSU
 C John McDonald, Miss. State
 OF Mike Kelley, Miss. State
 OF Bob Kocol, Miss. State
 OF Jim Watkins, Florida
 UT Steve Bollman, LSU
 P Kerry Kellogg, Florida
 P Ken Kurtz, Miss. State
 DH Tony Stevens, Florida

Most Valuable Player

Mike Kelley, Miss. State

1980

1B Mike Pike, Vanderbilt
 2B Charles DeFrance, Vanderbilt
 SS Larry Simcox, Ole Miss
 3B Bill Hench, Vanderbilt
 C Scott Madison, Vanderbilt
 OF Johnny Tutt, Auburn
 OF Jerry Williams, Vanderbilt
 OF Pat Pomeranz, Ole Miss
 OF Darrell Wilkes, Auburn
 UT John Metasavage, Auburn
 P Jeff Calhoun, Ole Miss
 P Dan Jahnke, Vanderbilt
 DH Dave Nenad, Vanderbilt

Most Valuable Player

Dave Nenad, Vanderbilt

1981

1B Dave Falcone, Florida
 2B Danny Potosky, Kentucky
 SS Steve Lombardozzi, Florida
 3B Lou Sottile, Miss. State
 C Greg Ryle, Kentucky
 OF Mark Gillaspie, Miss. State
 OF Glenn Carpenter, Florida
 OF Mike Botkin, Kentucky
 UT Mike Henley, Florida
 UT Dave Klipstein, Miss. State
 P Jeff Keener, Kentucky
 P Don Mundie, Miss. State
 P Randy O'Neil, Florida

Most Valuable Player

Jeff Keener, Kentucky

1982

1B Javier Ortiz, Florida
 2B Kirk Hanson, Ole Miss
 SS David Clements, Ole Miss
 3B David Magadan, Alabama

C Mike Stanley, Florida
 OF Guy Summerlin, Ole Miss
 OF Greg Geren, Tennessee
 OF Curt Cornwell, Tennessee
 OF Steve Ford, Florida
 UT Dean Eichelberger, Tennessee
 P Bryan Farmer, Ole Miss
 P Teddy Carson, Tennessee
 P Rich Bombard, Florida
 DH Rusty Ensor, Tennessee

Most Valuable Player

Rich Bombard, Florida

1983

1B David Magadan, Alabama
 2B Pete White, Miss. State
 SS Bob Parker, Miss. State
 3B Brett Elbin, Alabama
 C Frank Vellaggia, Alabama
 OF Rafael Palmeiro, Miss. State
 OF Alan Cockrell, Tennessee
 OF Curt Cornwell, Tennessee
 P Tim Meacham, Alabama
 P Jeff Brantley, Miss. State
 DH Dean Eichelberger, Tennessee

Most Valuable Player

David Magadan, Alabama

1984

1B Mike Pitisci, Alabama
 2B Bruce Crabbe, Florida
 SS Bob Parker, Miss. State
 3B Mike Stanley, Florida
 C Frank Vellaggia, Alabama
 OF Scott Ruskin, Florida
 OF Tom Stamps, Tennessee
 OF Dee Smithy, Alabama
 UT Ted McClendon, Alabama
 P Clay Daniel, Florida
 P Jeff Fischer, Florida
 DH Bobby Thigpen, Miss. State

Most Valuable Player

Alan Cockrell, Tennessee

1985

1B Mike Stanley, Florida
 2B Gator Thiesen, Miss. State
 SS Jeff Reboulet, LSU
 3B John Scott, Miss. State
 C Roark McDonald, Miss. State
 OF Bobby Thigpen, Miss. State
 OF Dan Van Cleve, Miss. State
 OF Ron Wenrich, Georgia
 P Jeff Brantley, Miss. State
 P Gene Morgan, Miss. State
 UT Tim Touma, Florida

Most Valuable Player

Gene Morgan, Miss. State

1986

1B Pete Freeman, Georgia
 2B Mike Qualls, Alabama
 SS Jimmy Harrell, Georgia
 3B Jeff Yurtin, LSU
 C Doug Duke, Alabama
 OF Joey Belle, LSU
 OF Mike Papajohn, LSU
 OF Trey Gainous, Auburn

UT Pat Bailey, Auburn
 P Cris Carpenter, Georgia
 P Barry Manuel, LSU

Most Valuable Player

Jeff Yurtin, LSU

1987

1B John Mitchell, Miss. State
 2B Terry Shumpert, Kentucky
 SS Dave Cunningham, LSU
 3B Kevin Henry, Auburn
 C Craig Faulkner, LSU

OF Trey Gainous, Auburn
 OF Jody Hurst, Miss. State
 OF Dan Paradoo, Miss. State
 DH Richie Grayum, Miss. State
 P Derek Lilliquist, Georgia
 P Terry Ellis, Miss. State

Most Valuable Player

Dan Paradoo, Miss. State

1988

1B Tommy Raffo, Miss. State
 2B Vince Castaldo, Kentucky
 SS Brad Hildreth, Miss. State
 3B Darin Rieman, Kentucky
 C Barry Winford, Miss. State
 OF Brian Reimsnyder, Florida
 OF Rich Vasquez, LSU
 OF Bruce Chick, Georgia
 DH Mario Linares, Florida
 P Jeff Gidcumb, Florida
 P Mark Lipson, Georgia

Most Valuable Player

Brian Reimsnyder, Florida

1989

1B Frank Thomas, Auburn
 2B Jeff Leatherman, Auburn
 SS J.R. Showalter, Georgia
 3B Jeff Cooper, Georgia
 C Roger Miller, Georgia
 OF Clark Preble, Auburn
 OF Chris Hart, Auburn
 OF Bruce Chick, Georgia
 DH Brian Jester, Georgia
 P Dave Fleming, Georgia
 P Tommy Youngblood, Auburn

Most Valuable Player

Roger Miller, Georgia

1990

1B Tommy Raffo, Miss. State
 2B Scott Mitchell, Miss. State
 SS Scott Beitha, LSU
 3B Burke Masters, Miss. State
 C Jeff Martin, Vanderbilt
 OF Ron Lim, LSU
 OF David Mitchell, Miss. State
 OF Wes Grisham, LSU
 DH Todd Muckerheide, Vanderbilt
 P Jon Harden, Miss. State
 P Chad Ogea, LSU
 P Bobby Reed, Miss. State

Most Valuable Player

Jon Harden, Miss. State

1991

1B Brent Killen, Florida
 2B Paul Petrusis, Miss. State
 SS Kevin Polcovich, Florida
 3B Chuck Daniel, Miss. State
 C Mario Linares, Florida
 OF Brian Duva, Florida
 OF Brian Purvis, Florida
 OF Chris Mook, LSU
 DH Herbert Perry, Florida
 P B.J. Wallace, Miss. State
 P John Pricher, Florida

Most Valuable Players

Herbert Perry, Florida
 Brian Purvis, Florida

1992

1B Brent Killen, Florida
 2B Todd Walker, LSU
 SS Andy Sheets, LSU
 3B Burke Cromer, S. Carolina
 C Scott Epps, Arkansas
 OF David Majeski, Florida
 OF Chris Mook, LSU
 OF Jerry Shepherd, S. Carolina
 DH Mike Neal, LSU
 P Lloyd Peever, LSU
 P Ronnie Rantz, LSU

Most Valuable Player

Andy Sheets, LSU

1993**Eastern Division**

1B Todd Helton, Tennessee
 2B Nick Morrow, Vanderbilt
 SS Jeff Michael, Kentucky
 3B Terry Weaver, Georgia
 C James Northeimer, Tennessee
 OF Matt Bragga, Kentucky
 OF Rodney Close, Georgia
 OF Tom Thaemert, Kentucky
 DH Bard Hindersman, Kentucky
 P Alex Barylak, Georgia
 P Jason Carruth, Tennessee

Most Valuable Player

Todd Helton, Tennessee

Western Division

1B Brian Alyea, Auburn
 2B John Futrell, Ole Miss
 SS Russ Johnson, LSU
 3B Jason Williams, LSU
 C Mitch Duke, Auburn
 OF Harry Berrios, LSU
 OF Mike Neal, LSU
 OF Ricky Joe Redd, Miss. State
 DH Steve Hegan, Miss. State
 P Gary Rath, Miss. State
 P Will Hunt, LSU

Most Valuable Player

Harry Berrios, LSU

1994**Eastern Division**

1B Todd Helton, Tennessee
 2B Steve Soper, Tennessee
 3B Boomer Whipple, Vanderbilt
 SS Allan Parker, Tennessee
 C James Northeimer, Tennessee
 C Stephen Wix, Vanderbilt
 OF Jeff Abbott, Kentucky

OF Nick Morrow, Vanderbilt
 OF Craig Sands, Vanderbilt
 DH Travis Hawkins, Georgia
 P Chris Ciaccio, Georgia
 P R. A. Dickey, Tennessee

Most Valuable Players

Todd Helton, Tennessee
 Steve Soper, Tennessee

Western Division

1B Kenderick Moore, Arkansas
 2B Mark Bellhorn, Auburn
 3B Shawn McNally, Auburn
 SS Russ Johnson, LSU
 C Jeff Robinson, Ole Miss
 OF Kevin Ainsworth, LSU
 OF Ricky Joe Redd, Miss. State
 OF Frank Sanders, Auburn
 DH Brad Wilson, LSU
 P John Powell, Auburn
 P Ryan Hala, Auburn

Most Valuable Player

Russ Johnson, LSU

1995**Eastern Division**

B Todd Helton, Tennessee
 2B Ed Lewis, Tennessee
 3B Scott Vieira, Tennessee
 SS Pete Arenas, Georgia
 C Todd Young, Kentucky
 OF Josh Paul, Vanderbilt
 OF Chad Green, Kentucky
 OF Scott Schroeffel, Tennessee
 DH Ryan Brown, Vanderbilt
 P Ryan Meyers, Tennessee
 P Scott Schroeffel, Tennessee

Co-Most Valuable Players

Todd Helton, Tennessee
 Scott Vieira, Tennessee

Western Division

1B Chris Moller, Alabama
 2B Warren Morris, LSU
 3B Nathan Dunn, LSU
 SS Mark Bellhorn, Auburn
 C David Skeels, Arkansas
 OF Kendrick Moore, Arkansas
 OF Rusty Loffin, Alabama
 OF Chad Cooley, LSU
 DH Eddy Furniss, LSU
 P Neal Lamb, Alabama
 P Matt Carnes, Arkansas
 P Eric DuBose, Miss. State

Most Valuable Player

Rusty Loffin, Alabama

1996

1B Chuck Hazzard, Florida
 2B Joe Caruso, Alabama
 3B Travis Hayes, Kentucky
 SS Brad Freeman, Miss. State
 C Eric Castaldo, Florida
 OF Chad Green, Kentucky
 OF Doug Hall, Alabama
 OF Dustan Mohr, Alabama
 DH Chris Moller, Alabama
 P R.A. Dickey, Tennessee
 P Eddie Yarnall, LSU

Most Valuable Player

Joe Caruso, Alabama

1997

1B Robbie Tucker, Alabama
 2B Blair Barbier, LSU
 3B Andy Phillips, Alabama
 SS Brandon Larson, LSU
 C Matt Frick, Alabama
 OF David Tidwell, Alabama
 OF Dustan Mohr, Alabama
 OF Danny Higgins, LSU
 DH Brad Wilkerson, Florida
 P Jarrod Kingrey, Alabama
 P Kevin Knorst, Alabama

Most Valuable Player

David Tidwell, Alabama

1998

1B Rodney Nye, Arkansas
 2B Heath Kelly, Auburn
 3B Chad Wandall, Auburn
 SS Joe Jester, Arkansas
 C Brent Caldwell, Arkansas
 OF Jack Welsh, Arkansas
 OF Drew Bounds, Alabama
 OF Hayden Gliemmo, Auburn
 DH Jayson Cox, Alabama
 P Randy Keisler, LSU
 P Jarrod Kingrey, Alabama

Most Valuable Player

Rodney Nye, Arkansas

1999

1B Jeremy Brown, Alabama
 2B Mark Burnett, Arkansas
 3B Rodney Nye, Arkansas
 SS Joe Jester, Arkansas
 C Kelley Gullede, Alabama
 OF Mailon Kent, Auburn
 OF G.W. Keller, Alabama
 OF Jamie Rock, Miss. State
 DH Travis Chapman, Miss. State
 P Dan McShea, Ole Miss
 P Tanner Brock, Miss. State

Most Valuable Player

G.W. Keller, Alabama

2000

1B Brad Hawpe, LSU
 2B Sam Bozanich, Alabama
 3B Blair Barbier, LSU
 SS Drew Meyer, South Carolina
 C Kelley Gullede, Alabama
 OF Wally Pontiff, LSU
 OF Cedrick Harris, LSU
 OF Tim Olson, Florida
 DH Kurt Keene, Florida
 P Mike Smalley, Florida
 P Brian Tallet, LSU

Most Valuable Player

Wally Pontiff, LSU

2001

C Matt Heath, LSU
 1B Josh Christian, Ole Miss
 2B Bryon Jeffcoat, South Carolina
 3B Lance Jones, Ole Miss
 SS Chris Burke, Tennessee
 OF Michael Floyd, South Carolina
 OF Todd Linden, LSU
 OF Josh West, Mississippi State
 DH Jon Knott, Mississippi State
 P Chris Young, Mississippi State
 P Brandon Medders, Mississippi State

Most Valuable Player

Chris Young, Mississippi State

2002

C Cody Clark, Arkansas
 1B Brent Boyd, Alabama
 2B Pete Stonard, Alabama
 3B Pat Osborn, Florida
 SS Drew Meyer, South Carolina
 OF Ben Harrison, Florida
 OF Matt Heath, LSU
 OF Steve Thomas, South Carolina
 DH Ryan Shealy, Florida
 P Jeff Norris, Alabama
 P Gary Bell, South Carolina

Most Valuable Player
 Brent Boyd, Alabama

2003

C Bobby Huddleston, Auburn
 1B Zac Welch, Alabama
 2B Thomas Berkery, Mississippi State
 3B Steve Gendron, Mississippi State
 SS Aaron Hill, LSU
 OF Beau Hearod, Alabama
 OF Javon Moran, Auburn
 OF Nick Pitts, Arkansas
 DH Adam Pavkovich, Alabama
 P Jaime Gan, Mississippi State
 P Arnold Hughey, Auburn

Most Valuable Player
 Beau Hearod, Alabama

2004

P Jeremy Sowers, Vanderbilt
 P Connor Falkenbach, Florida
 C Jonathan Douillard, Vanderbilt
 1B C.J. Smith, Florida
 2B Warner Jones, Vanderbilt
 3B Jonathan Tucker, Florida
 SS Ryan Klosterman, Vanderbilt
 OF Jake Dugger, Arkansas
 OF Eli Iorg, Tennessee
 OF Brendan Winn, South Carolina
 DH Cesar Nicolas, Vanderbilt

Co-Most Valuable Players
 Steven Tolleson/Kevin Melillo, South Carolina

2005

P Mark Holliman, Ole Miss
 P Todd Doolittle, Mississippi State
 C J.P. Arencibia, Tennessee
 1B Matt LaPorta, Florida
 2B Jeffrey Rea, Mississippi State
 3B Neil Giesler, South Carolina
 SS Zack Cozart, Ole Miss
 OF Brian Pettway, Ole Miss
 OF Jeff Butts, Mississippi State
 OF Jeff Corsaletti, Florida
 DH Justin Henry, Ole Miss

Most Valuable Player
 Jeff Butts, Mississippi State

2006

P Wade LeBlanc, Alabama
 P Mike Cisco, South Carolina
 C Jason Jacobs, Georgia
 1B C.J. Ketchum, Ole Miss
 2B Justin Henry, Ole Miss
 3B Pedro Alvarez, Vanderbilt
 SS Ryan Flaherty, Vanderbilt
 OF Dominic de la Osa, Vanderbilt
 OF Mark Wright, Ole Miss
 OF Alex Presley, Ole Miss
 DH Shea Robin, Vanderbilt

Most Valuable Player
 Mark Wright, Ole Miss

2007

P Jess Todd, Arkansas
 P Nick Schmidt, Arkansas
 C Shea Robin, Vanderbilt
 1B Danny Hamblin, Arkansas
 2B Tony Delmonico, Tennessee
 3B Pedro Alvarez, Vanderbilt
 SS Ryan Flaherty, Vanderbilt
 OF Dominic de la Osa, Vanderbilt
 OF Casey Coon, Arkansas
 OF Justin Henry, Ole Miss
 DH Jeff Lockwood, Tennessee

Most Valuable Player
 Pedro Alvarez, Vanderbilt

2008

P Lance Lynn, Ole Miss
 P Blake Martin, LSU ; Austin Hyatt, Alabama
 C Alex Avila, Alabama
 1B Matt Clark, LSU; Andrew Giobbi, Vanderbilt
 2B Ryan Schimph, LSU
 3B Chris McClendon, Kentucky
 SS Ryan Flaherty, Vanderbilt
 OF Michael Guerrero, Ole Miss
 OF Jordan Henry, Ole Miss
 OF Kent Matthes, UA; Sawyer Carroll, UK
 DH Blake Dean, LSU

Most Valuable Player
 Blake Dean, LSU

2009

P Mike Minor, Vanderbilt
 P Daniel Bradshaw, LSU
 C Andrew Giobbi, Vanderbilt
 1B Preston Tucker, Florida
 2B Bo Bigham, Arkansas
 3B Zack Cox, Arkansas
 SS Austin Nola, LSU; Ben Tschepikow, Arkansas
 OF Mikie Mahtook, LSU
 OF Jonathan Pigott, Florida
 OF Steven Liddle, Vanderbilt
 DH Blake Dean, LSU

Most Valuable Player
 Mikie Mahtook, LSU

2010

P Ben Alsup, LSU
 P Jimmy Nelson, Alabama
 DH Aaron Westlake, Vanderbilt
 1B Blake Dean, LSU
 SS Austin Nola, LSU
 C Brock Bennett, Alabama
 2B Tyler Hanover, LSU
 3B Jake Smith, Alabama
 OF Matt den Dekker, Florida
 OF Mikie Mahtook, LSU
 OF Taylor Hashman, Ole Miss

Most Valuable Player
 Austin Nola, LSU

2011

P Hudson Randall, Florida
 P Sonny Gray, Vanderbilt
 P Michael Roth, S. Carolina
 P Michael Palazzone, Georgia
 DH Conrad Gregor, Vanderbilt
 1B Aaron Westlake, Vanderbilt
 SS Nolan Fontana, Florida
 C James McCann, Arkansas
 2B Riley Reynolds, Vanderbilt
 3B Jason Esposito, Vanderbilt
 OF Kyle Robinson, Arkansas

OF Daniel Pigott, Florida

Most Valuable Player
 Daniel Pigott, Florida

2012

P Brian Johnson, Florida
 P Jonathan Holder, Mississippi State
 C Spencer Navin, Vanderbilt
 1B Matt Snyder, Ole Miss
 2B Casey Turgeon, Florida
 3B Thomas McCarthy, Kentucky
 SS Adam Frazier, Mississippi State
 OF Connor Harrell, Vanderbilt;
 Mike Yastrzemski, Vanderbilt
 OF Mason Katz, LSU;
 Justin Shafer, Florida
 OF Demarcus Henderson, Mississippi State
 DH Brian Johnson, Florida

Most Valuable Player
 Adam Frazier, Mississippi State

2013

P Tyler Beede, Vanderbilt;
 Daniel Mengden, Texas A&M
 P Ryne Stanek, Arkansas; Chris Cotton, LSU
 C Stuart Turner, Ole Miss
 1B Conrad Gregor, Vanderbilt
 2B Tony Kemp, Vanderbilt
 3B Christian Ibarra, LSU
 SS Adam Frazier, Mississippi State
 OF Connor Harrell, Vanderbilt;
 Hunter Renfroe, MSU
 OF Tyler Spoon, Arkansas; Jared Foster, LSU
 OF Matt Vinton, Arkansas
 DH Sean McMullen, LSU; Zander Wiel, Vanderbilt

Most Valuable Player
 Chris Cotton, LSU

2014

P Jared Poche, LSU
 P Karsten Whitson, Florida
 C Kade Scivicque, LSU;
 Gavin Collins, Mississippi State
 1B Tyler Moore, LSU
 2B Conner Hale, LSU
 3B Josh Tobias, Florida;
 Austin Anderson, Ole Miss
 SS Alex Bregman, LSU
 OF Harrison Bader, Florida
 OF Mark Laird, LSU
 OF C.T. Bradford, Mississippi State
 DH Sean McMullen, LSU

Most Valuable Player
 Tyler Moore, LSU

2015

SP A.J. Puk, Florida
 SP Matt Kent, Texas A&M
 RP Taylor Lewis, Florida
 C/DH J.J. Schwarz, Florida
 1B Zander Wiel, Vanderbilt/Peter Alonso, Florida
 2B Jared Foster, LSU
 3B Will Toffey, Vanderbilt
 SS Dansby Swanson, Vanderbilt
 OF Jeren Kendall, Vanderbilt
 OF Bryan Reynolds, Vanderbilt
 OF Trey Harris, Missouri
 OF Buddy Reed, Florida

Most Valuable Player
 J.J. Schwarz, Florida

SEC Tournament Results

1977

Oxford, Miss. • Swayze Field • May 13-16

GAME 1 • Florida 3, Mississippi State 1

Miss. State 1 4 2
Florida 3 7 2

W-Baumgarten • L-Lazorko

GAME 2 • Ole Miss 9, Vanderbilt 7

Vanderbilt 7 12 1
Ole Miss 9 12 2

W-Ferrell • L-Sanderson

GAME 3 • Mississippi State 15, Vanderbilt 2

Vanderbilt 2 4 6
Miss. State 15 17 4

W-Willoughby • L-Kittrell

GAME 4 • Florida 5, Ole Miss 4

Florida 5 11 1
Ole Miss 4 8 5

W-Stamper • L-Maher

GAME 5 • Ole Miss 11, Mississippi State 3

Ole Miss 11 15 0
Miss. State 3 8 0

W-Zibilich • L-Maher

GAME 6 • Ole Miss 7, Florida 6

Ole Miss 7 10 1
Florida 6 14 1

W-Purvis • L-Abell

GAME 7 • Ole Miss 7, Florida 4

Ole Miss 7 10 1
Florida 4 6 0

W-Calhoun • L-Baumgarten

1978

Gainesville, Fla. • Perry Field • May 12-15

GAME 1 • Auburn 8, Georgia 7 (12 innings)

Georgia 7 10 2
Auburn 8 8 2

W-Deriso • L-Richie

GAME 2 • Mississippi State 8, Florida 3

Miss. State 8 11 0
Florida 3 7 4

W-Lazorko • L-Teixeira

GAME 3 • Georgia 7, Florida 2

Georgia 7 11 1
Florida 2 6 0

W-Mosher • L-Crum

GAME 4 • Auburn 10, Mississippi State 7

Auburn 10 14 2
Miss. State 7 8 0

W-Shifflett • L-Robinson

GAME 5 • Mississippi State 9, Georgia 3

Georgia 3 7 1
Miss. State 9 11 2

W-Maher • L-DiLorenzo

GAME 6 • Mississippi State 3, Auburn 2

Miss. State 3 7 2
Auburn 2 7 2

W-Cliburn • L-Latham

GAME 7 • Auburn 8, Mississippi State 5

Miss. State 5 9 3
Auburn 8 11 2

W-Roney • L-Robinson

1979

Starkville, Miss. • Dudy Noble Field • May 11-13

GAME 1 • LSU 5, Florida 2

LSU 5 10 0
Florida 2 8 2

W-Alvarez • L-Dale

GAME 2 • Mississippi State 6, Kentucky 5

Kentucky 5 8 2
Miss. State 6 10 1

W-Kurtz • L-Georger

GAME 3 • Florida 7, Kentucky 1

Florida 7 8 1
Kentucky 1 6 1

W-Teixeira • L-O'Connor

GAME 4 • Mississippi State 12, LSU 5

Miss. State 12 16 3
LSU 5 5 3

W-Mundie • L-Loyd

GAME 5 • Florida 5, LSU 1

LSU 1 3 0
Florida 5 11 2

W-Kellog • L-Karcher

GAME 6 • Mississippi State 12, Florida 11

Florida 11 11 4
Miss. State 12 13 1

W-Hardwick • L-Grant

1980

Gainesville, Fla. • Perry Field • May 9-11

GAME 1 • Auburn 3, Vanderbilt 2

Vanderbilt 2 4 1
Auburn 3 9 1

W-Shifflett • L-Nenan

GAME 2 • Ole Miss 3, Florida 2

Ole Miss 3 8 0
Florida 2 6 1

W-Calhoun • L-Mikesell

GAME 3 • Vanderbilt 11, Florida 7

Florida 7 12 0
Vanderbilt 11 13 1

W-Ralston • L-McCellan

GAME 4 • Auburn 7, Ole Miss 4

Auburn 7 6 2
Ole Miss 4 7 2

W-Constan • L-Adams

GAME 5 • Vanderbilt 21, Ole Miss 0

Vanderbilt 21 24 1
Ole Miss 0 5 2

W-Jahnke • L-Davis

GAME 6 • Vanderbilt 16, Auburn 3

Auburn 3 4 6
Vanderbilt 16 5 3

W-Burns • L-Wyatt

GAME 7 • Vanderbilt 13, Auburn 0

Vanderbilt 13 15 0
Auburn 0 6 1

W-Nenad • L-Deriso

1981

Starkville, Miss. • Dudy Noble Field • May 15-17

GAME 1 • Florida 3, Alabama 2

Alabama 2 10 0
Florida 3 7 0

W-Mikesell • L-Barrentine

GAME 2 • Mississippi State 3, Kentucky 2

Kentucky 2 7 0
Miss. State 3 6 0

W-Mundie • L-Tockstein

GAME 3 • Kentucky 3, Alabama 2

Alabama 2 6 1
Kentucky 3 8 4

W-Martin • L-Kelly

GAME 4 • Florida 8, Mississippi State 3

Miss. State 3 8 1
Kentucky 8 13 2

W-O'Neal • L-Susce

GAME 5 • Kentucky 3, Mississippi State 2

Miss. State 2 4 1
Kentucky 3 8 2

W-Keener • L-D'Ercole

GAME 6 • Florida 11, Kentucky 5

Florida 11 16 2
Kentucky 5 13 4

W-Bombard • L-Silvanik

1982

Gainesville, Fla. • Perry Field • May 14-16

GAME 1 • Ole Miss 10, Tennessee 4

Tennessee 4 10 1
Ole Miss 10 14 1

W-Farmer • L-Carson

GAME 2 • Florida 7, Alabama 3

Alabama 3 9 3
Florida 7 9 0

GAME 3 • Tennessee 7, Alabama 6

Alabama 6 11 3
Tennessee 7 7 3

W-Carson • L-Ferrer

GAME 4 • Florida 8, Ole Miss 7

Ole Miss	7	9	.2
Florida	8	10	.3

W-Krsnich • L-Renfro

GAME 5 • Tennessee 12, Ole Miss 11

Ole Miss	11	16	.1
Tennessee	12	18	.1

W-Carson • L-Ford

GAME 6 • Tennessee 10, Florida 7

Florida	7	4	.6
Tennessee	10	9	.4

W-Chennault • L-Naylor

GAME 7 • Florida 9, Tennessee 3

Tennessee	3	10	.4
Florida	9	10	.0

W-Bombard • L-Sims

1983

Starkville, Miss. • Dudy Noble Field • May 13-15

GAME 1 • Alabama 15, Florida 2

Alabama	15	17	.0
Florida	2	10	.3

W-Hayes • L-Daniel

GAME 2 • Tennessee 20, Mississippi State 11

Tennessee	20	23	.1
Miss. State	11	11	.3

W-Rodriguez • L-Herzog

GAME 3 • Mississippi State 5, Florida 3

Florida	3	6	.3
Miss. State	5	8	.1

W-Brantley • L-Rice

GAME 4 • Alabama 8, Tennessee 6

Tennessee	6	6	.3
Alabama	8	10	.3

W-Meacham • L-Curl

GAME 5 • Mississippi State 9, Tennessee 4

Miss. State	9	13	.1
Tennessee	4	11	.5

W-Jeter • L-Owen

GAME 6 • Alabama 10, Mississippi State 9

Miss. State	9	12	.2
Alabama	10	13	.2

W-Brauchle • L-Intorcica

1984

Gainesville, Fla. • Perry Field • May 11-14

GAME 1 • Tennessee 13, Mississippi State 11

Tennessee	13	19	.2
Miss. State	11	12	.2

W-Glover • L-McRaney

GAME 2 • Florida 5, Alabama 3

Alabama	3	10	.0
Florida	5	11	.2

W-Kibler • L-Brauchle

GAME 3 • Mississippi State 8, Alabama 4

Miss. State	8	13	.0
Alabama	4	11	.4

W-Intorcica • L-Meacham

GAME 4 • Florida 10, Tennessee 2

Florida	10	15	.0
Tennessee	2	6	.3

W-Daniel • L-Curl

GAME 5 • Tennessee 8, Mississippi State 3

Miss. State	3	8	.2
Tennessee	8	13	.1

W-Searcy • L-Myles

GAME 6 • Tennessee 3, Florida 2

Tennessee	3	7	.1
Florida	2	7	.3

W-DeLucia • L-Jefferson

GAME 7 • Florida 3, Tennessee 1

Florida	3	8	.3
Tennessee	1	4	.2

W-Fischer • L-Grubb

1985

Baton Rouge, La. • Alex Box Stadium • May 9-11

GAME 1 • Mississippi State 8, Florida 3

Miss. State	8	6	.3
Florida	3	8	.3

W-Brantley • L-Ruskin

GAME 2 • Georgia 8, LSU 6

Georgia	8	11	.2
LSU	6	9	.0

W-Carpenter • L-Guthrie

GAME 3 • Florida 5, LSU 2

LSU	2	6	.2
Florida	5	4	.1

W-Fischer • L-Hetzel

GAME 4 • Mississippi State 2, Georgia 0

Georgia	0	4	.2
Miss. State	2	7	.2

W-Morgan • L-Hunter

GAME 5 • Georgia 9, Florida 8

Florida	8	12	.1
Georgia	9	13	.2

W-Givler • L-Lyons

GAME 6 • Mississippi State 8, Georgia 3

Miss. State	8	12	.1
Georgia	3	4	.3

W-King • L-Lilliquist

1986

Baton Rouge, La. • Alex Box Stadium • May 9-11

GAME 1 • Alabama 8, Auburn 7 (11 innings)

Auburn	7	13	.2
Alabama	8	10	.3

W-Hibbard • L-Tillery • Attendance: 1,024

GAME 2 • LSU 10, Georgia 6

Georgia	6	6	.1
LSU	10	12	.2

W-Guthrie • L-Lyons • Attendance: 3,751

GAME 3 • Georgia 11, Auburn 7

Auburn	7	8	.1
Georgia	11	9	.2

W-Carpenter • L-Jones • Attendance: 942

GAME 4 • LSU 10, Alabama 7

LSU	10	13	.0
Alabama	7	9	.1

W-Loewer • L-Sodders • Attendance: 4,012

GAME 5 • Georgia 6, Alabama 4

Alabama	4	7	.2
Georgia	6	10	.2

W-Lyons • L-Sander • Attendance: 821

GAME 6 • LSU 8, Georgia 4

LSU	8	9	.1
Georgia	4	8	.2

W-Patterson • L-Broadfoot • Attendance: 3,690

1987

Athens, Ga. • Foley Field • May 14-17

GAME 1 • Kentucky 5, Florida 4

Kentucky	5	9	.0
Florida	4	7	.0

W-Sutton • L-Sebree • Attendance: 302

GAME 2 • Auburn 9, LSU 8

LSU	8	16	.3
Auburn	9	11	.3

W-Olson • L-Manuel • Attendance: 291

GAME 3 • Mississippi State 6, Georgia 5

Georgia	5	9	.0
Miss. State	6	8	.0

W-Jobes • L-Carpenter • Attendance: 1,236

GAME 4 • Auburn 5, Kentucky 4 (10 innings)

Auburn	5	12	.0
Kentucky	4	8	.1

W-Olson • L-Culkar • Attendance: 312

GAME 5 • LSU 4, Georgia 2

Georgia	2	11	.1
LSU	4	6	.1

W-Loewer • L-Broadfoot • Attendance: 720

GAME 6 • Mississippi State 5, Florida 4

Miss. State	5	9	.1
Florida	4	8	.1

W-Arriete • L-Parks • Attendance: 504

GAME 7 • Mississippi State 4, Auburn 3

Miss. State	4	10	.0
Auburn	3	9	.1

W-Martin • L-Jones • Attendance: 305

GAME 8 • LSU 4, Kentucky 1

LSU	4	9	.1
Kentucky	1	5	.1

W-Kite • L-Deller • Attendance: 359

GAME 9 • LSU 4, Auburn 2

Auburn	2	9	.1
LSU	4	7	.1

W-Berg • L-Youngblood • Attendance: 341

GAME 10 • Mississippi State 13, LSU 3

LSU	3	9	.3
Miss. State	13	14	.0

W-Ellis • L-Patterson • Attendance: 721

1988

Starkville, Miss. • Dudy Noble Field • May 12-15

GAME 1 • Kentucky 9, LSU 7

Kentucky	9	10	0
LSU	7	8	4

W-Voit • L-McDonald • Attendance: 1,670

GAME 2 • Georgia 8, Florida 3

Georgia	8	11	1
Florida	3	5	0

W-Muh • L-Gidcumb • Attendance: 1,930

GAME 3 • Mississippi State 10, Auburn 7

Auburn	7	8	6
Miss. State	10	11	1

W-Ellis • L-Renner • Attendance: 6,063

GAME 4 • Florida 4, Auburn 3

Florida	4	12	1
Auburn	3	9	1

W-Wiggs • L-Adams • Attendance: 1,745

GAME 5 • LSU 7, Georgia 3

LSU	7	8	2
Georgia	3	5	1

W-Kite • L-Potts • Attendance: 2,024

GAME 6 • Mississippi State 6, Kentucky 5

Miss. State	6	11	4
Kentucky	5	13	0

W-Martin • L-Coleman • Attendance: 6,362

GAME 7 • Georgia 5, Kentucky 4

Kentucky	4	10	3
Georgia	5	9	1

W-Lipson • L-Voit • Attendance: 1,872

GAME 8 • Florida 7, LSU 2

Florida	7	12	0
LSU	2	8	2

W-Cox • L-Springer • Attendance: 2,542

GAME 9 • Mississippi State 4, Georgia 2

Georgia	2	3	3
Miss. State	4	7	0

W-Young • L-Fleming • Attendance: 8,035 (Tourn. Record)

GAME 10 • Florida 3, Mississippi State 1

Miss. State	1	6	2
Florida	3	4	0

W-Gidcumb • L-Ellis • Attendance: 6,651

GAME 11 • Florida 5, Mississippi State 3

Florida	5	10	2
Miss. State	3	11	0

W-Douma • L-Holly • Attendance: 4,174

1989

Gainesville, Fla. • McKethan Stadium-Perry Field • May 11-14

GAME 1 • LSU 6, Georgia 3

Georgia	3	4	1
LSU	6	8	1

W-McDonald (12-2) • L-Fleming (11-3) • Attendance: 799

GAME 2 • Auburn 5, Mississippi State 3

Auburn	5	8	1
Miss. State	3	11	1

W-Youngblood (11-3) • L-Reed (8-3) • Attendance: 1,207

GAME 3 • Florida 7, Alabama 6

Alabama	6	13	1
Florida	7	7	1

W-McAndrew (8-5) • L-Milstead (6-3) • Attendance: 3,874

GAME 4 • Mississippi State 11, Alabama 10

Miss. State	11	9	1
Alabama	10	13	4

W-Holly (8-1) • L-Soper (4-8) • Attendance: 1,282

GAME 5 • Georgia 9, Auburn 8

Auburn	8	18	2
Georgia	9	15	1

W-Lipson (5-5) • L-Ferry (1-2) • Attendance: 972

GAME 6 • Florida 8, LSU 6

Florida	8	8	4
LSU	6	10	0

W-Wiggs (11-3) • L-LaRosa (4-3) • Attendance: 4,208

GAME 7 • Auburn 8, LSU 5

LSU	5	9	0
Auburn	8	12	2

W-Youngblood (12-3) • L-LaRosa (4-4) • Attendance: 1,158

GAME 8 • Georgia 15, Mississippi State 6

Georgia	15	15	3
Miss. State	6	13	2

W-Hawkins (3-0) • L-Norman (4-2) • Attendance: 2,252

GAME 9 • Auburn 4, Florida 2

Auburn	4	11	1
Florida	2	8	2

W-Ferry (2-2) • L-Gidcumb (9-4) • Attendance: 4,121

GAME 10 • Georgia 16, Florida 1

Florida	1	3	3
Georgia	16	20	0

W-Fleming (12-3) • L-Douma (5-4) • Attendance: 2,011

GAME 11 • Auburn 2, Georgia 1

Georgia	1	3	1
Auburn	2	12	1

W-Fuller (4-1) • L-Potts (7-5) • Attendance: 623

1990

Hoover, Ala. • Hoover Metropolitan Stadium • May 17-20

GAME 1 • Vanderbilt 6, Georgia 3

Vanderbilt	6	10	0
Georgia	3	5	2

W-Smith (9-3) • L-Fleming (10-4) • Attendance: 1,073

GAME 2 • LSU 6, Florida 4

Florida	4	13	1
LSU	6	6	1

W-Ogea (12-2) • L-Brennan (5-5) • Attendance: 1,381

GAME 3 • Mississippi State 16, Auburn 2

Auburn	2	4	5
Miss. State	16	11	3

W-Reed (11-2) • L-Fuller (6-3) • Attendance: 7,236

GAME 4 • Florida 6, Georgia 5

Georgia	5	9	1
Florida	6	10	3

W-Pricher (6-3) • L-Rebhan (10-5) • Attendance: 1,076

GAME 5 • Vanderbilt 4, Auburn 3

Auburn	3	7	1
Vanderbilt	4	10	1

W-Sadecki (3-5) • L-Ferry (8-10) • Attendance: 1,813

GAME 6 • LSU 17, Mississippi State 8

LSU	17	18	3
Miss. State	8	9	2

W-Byrd (15-5) • L-George (9-5) • Attendance: 5,588

GAME 7 • Mississippi State 7, Florida 2

Miss. State	7	9	1
Florida	2	5	0

W-Harden (4-0) • L-Corbitt (3-5) • Attendance: 3,069

GAME 8 • LSU 13, Vanderbilt 5

Vanderbilt	5	11	3
LSU	13	17	0

W-O'Donoghue (11-2) • L-McLochlin (6-8) • Attendance: 1,808

GAME 9 • Mississippi State 17, Vanderbilt 9

Vanderbilt	9	12	2
Miss. State	17	20	2

W-Gardner (3-0) • L-McGill (3-5) • Attendance: 3,881

GAME 10 • Mississippi State 3, LSU 1

Miss. State	3	10	1
LSU	1	5	1

W-Reed (12-2) • L-LaRosa (5-2) • Attendance: 5,238

GAME 11

The championship game featuring LSU and Mississippi State was called due to lightning and rain with one out in the bottom of the fourth inning with LSU leading 6-0. LSU and Mississippi State were declared tournament co-champions by SEC Commissioner Roy Kramer. The league did not submit an automatic qualifier to the NCAA Tournament. However both schools, as well as Georgia, were selected as at-large qualifiers.

1991

Baton Rouge, La. • Alex Box Stadium • May 16-19

GAME 1 • Mississippi State 15, Alabama 10

Alabama	10	15	2
Miss. State	15	14	1

W-Harden (5-3) • L-Drumheller (6-2) • Attendance: 1,176

GAME 2 • Florida 8, Auburn 7

Auburn	7	10	3
Florida	8	11	3

W-Valdes (11-4) • L-Senn (3-3) • Attendance: 1,079

GAME 3 • LSU 8, Kentucky 7

Kentucky	7	10	1
LSU	8	8	2

W-Ogea (10-5) • L-Smith (8-4) • Attendance: 4,411

GAME 4 • Auburn 8, Kentucky 5

Auburn	8	10	2
Kentucky	5	8	2

W-Senn (4-3) • L-Thompson (4-5) • Attendance: 1,054

GAME 5 • Florida 4, Alabama 3

Florida	4	9	1
Alabama	3	7	3

W-Burke (7-4) • L-Walsh (10-4) • Attendance: 939

GAME 6 • LSU 8, Mississippi State 2

Miss. State	2	5	2
LSU	8	7	1

W-Byrd (6-3) • L-Quinn (6-4) • Attendance: 3,127

GAME 7 • Mississippi State 1, Auburn 0

Miss. State	1	3	0
Auburn	0	1	0

W-Jay Powell (4-2) • L-John Powell (10-4) • Attendance: 1,623

GAME 8 • Florida 7, LSU 1

LSU	1	5	3
Florida	7	9	0

W-Corbitt (2-0) • L-LaRosa (7-3) • Attendance: 2,882

Game 9 • LSU 9, Mississippi State 4

LSU	9	10	2
Miss. State	4	4	1

W-Sirotko (9-0) • L-Howe (4-1) • Attendance: 2,519

GAME 10 • Florida 8, LSU 4

Florida	8	9	1
LSU	4	7	2

W-Scott (9-2) • L-Herry (4-2) • Attendance: 2,753

1992

New Orleans, La • Superdome • May 13-17

GAME 1 • Florida 2, Auburn 0

Auburn	0	12	1
Florida	2	6	2

W-Burke (8-5) • L-Johnson (4-3) • Attendance: 1,221 (Session 1)

GAME 2 • Arkansas 8, South Carolina 6

Arkansas	8	9	0
S. Carolina	6	9	1

W-Czarnkowski (2-0) • L-Hardwick (2-1)

GAME 3 • Georgia 6, Mississippi State 4

Georgia	6	10	2
Miss. State	4	5	0

W-Hill (8-4) • L-Wallace (8-3) • Attendance: 3,569 (Session 2)

GAME 4 • LSU 7, Vanderbilt 2

Vanderbilt	2	9	0
LSU	7	10	0

W-Rantz (5-2) • L-Newell (5-7)

GAME 5 • Mississippi State 4, Auburn 1

Miss. State	4	10	1
Auburn	1	6	1

W-Kennedy (3-3) • L-Powell (8-7) • Attendance: 1,292 (Session 3)

GAME 6 • South Carolina 14, Vanderbilt 1

S. Carolina	14	18	2
Vanderbilt	1	4	3

W-Threehouse (10-4) • L-McGill (4-4)

GAME 7 • Florida 12, Georgia 5

Florida	12	13	2
Georgia	5	7	2

W-Valdes (9-3) • L-Musselwhite (4-4) • Attendance: 3,072 (Session 4)

GAME 8 • LSU 8, Arkansas 1

LSU	8	9	1
Arkansas	1	9	1

W-Peever (12-0) • L-Cook (6-6)

GAME 9 • Georgia 6, Mississippi State 3

Georgia	6	13	4
Miss. State	3	6	2

W-Hill (9-4) • L-Loewer (5-5) • Attendance: 4,596 (Session 5)

GAME 10 • South Carolina 9, Arkansas 5

Arkansas	5	12	1
S. Carolina	9	12	2

W-Pratt (8-1) • L-Birch (4-5)

GAME 11 • Florida 3, LSU 1

Florida	3	8	1
LSU	1	3	2

W-Pricher (7-2) • L-Greene (5-3)

GAME 12 • LSU 5, Georgia 3

LSU	5	10	1
Georgia	3	5	1

W-Chamberlain (8-1) • L-Barylak (5-2) • Attendance: 5,171 (Session 6)

GAME 13 • South Carolina 11, Florida 4

S. Carolina	11	9	0
Florida	4	9	2

W-Pace (4-1) • L-Hasskew (1-1)

GAME 14 • LSU 6, South Carolina 3

S. Carolina	3	5	1
LSU	6	9	0

W-Rantz (6-2) • L-Baker (4-6) • Attendance: 5,408 (Session 7)

GAME 15 • LSU 12, Florida 1

LSU	12	13	0
Florida	1	6	3

W-Peever (13-0) • L-McClellan

1993**EASTERN DIVISION**

Columbia, S.C. • Sarge Frye Field • May 20-23

GAME 1 • Georgia 3, South Carolina 1

Georgia	3	10	3
South Carolina	1	5	1

W-Musselwhite (7-5) • L-Pratt (11-3) • Attendance: 2,876

GAME 2 • Tennessee 7, Vanderbilt 4

Vanderbilt	4	7	4
Tennessee	7	8	2

W-Carruth (2-1) • L-Elliott (3-4) • Attendance: 952

GAME 3 • Kentucky 7, Florida 1

Kentucky	4	14	1
Florida	1	5	1

W-Reed (6-1) • L-M. Valdes (8-6) • Attendance: 429

GAME 4 • Vanderbilt 11, South Carolina 7

South Carolina	7	12	0
Vanderbilt	11	15	0

W-McDonough (9-4) • L-Mosser (2-3) • Attendance: 983

GAME 5 • Georgia 5, Florida 0

Florida	0	9	1
Georgia	5	10	1

W-Powell (6-2) • L-Bonanno (9-5) • Attendance: 410

GAME 6 • Kentucky 9, Tennessee 7

Tennessee	7	17	0
Kentucky	9	13	0

W-Frazier (8-3) • L-Hefflin (7-4) • Attendance: 390

GAME 7 • Kentucky 13, Georgia 3

Georgia	3	3	1
Kentucky	13	14	1

W-Trumbo (4-0) • L-Hill (5-8) • Attendance: 463

GAME 8 • Tennessee 11, Vanderbilt 5

Vanderbilt	5	10	3
Tennessee	11	10	1

W-Helton (6-2) • L-McGill (4-8) • Attendance: 422

GAME 9 • Tennessee 17, Georgia 8

Tennessee	17	15	2
Georgia	8	14	2

W-Harvell (6-2) • L-Butler (4-6) • Attendance: 473

GAME 10 • Tennessee 7, Kentucky 6

Kentucky	6	11	3
Tennessee	7	6	3

W-Carruth (3-1) • L-Reed (6-2) • Attendance: 652

GAME 11 • Tennessee 6, Kentucky 4

Tennessee	6	11	0
Kentucky	4	6	2

W-Freeman (12-1) • L-Bowles (4-5) • Attendance: 652

WESTERN DIVISION

Baton Rouge, La. • Alex Box Stadium • May 20-23

GAME 1 • Arkansas 5, Mississippi State 2

Arkansas	5	9	0
Miss. State	2	7	3

W-Cook (9-3) • L-Loewer (9-2) • Attendance: 1,213

GAME 2 • Auburn 13, Alabama 4

Alabama	4	5	2
Auburn	13	17	1

W-Powell (14-5) • L-Drumheller (9-4) • Attendance: 1,188

GAME 3 • LSU 6, Ole Miss 1

Ole Miss	1	7	3
LSU	6	7	0

W-Sirotko (8-5) • L-McNeese (6-6) • Attendance: 4,048

GAME 4 • Ole Miss 4, Alabama 2

Ole Miss	4	8	4
Alabama	2	5	1

W-Ryan (7-3) • L-Shoemaker (3-3) • Attendance: 829

GAME 5 • Mississippi State 5, LSU 3

Miss. State	5	8	1
LSU	3	6	1

W-Powell (3-5) • L-Laxton (10-1) • Attendance: 3,571

GAME 6 • Auburn 3, Arkansas 1

Auburn	3	10	1
Arkansas	1	8	1

W-Halla (9-3) • L-Birch (7-7) • Attendance: 1,208

GAME 7 • LSU 13, Arkansas 7

LSU	13	16	1
Arkansas	7	13	3

W-Hunt (8-1) • L-Workman (1-2) • Attendance: 3,273

GAME 8 • Mississippi State 3, Ole Miss 2

Miss. State	3	6	1
Ole Miss	2	10	2

W-Rath (7-5) • L-Young (2-8) • Attendance: 1,553

GAME 9 • LSU 16, Auburn 5

LSU	16	18	3
Auburn	5	9	2

W-Rutledge (4-1) • L-Johnson (9-5) • Attendance: 5,324

GAME 10 • Mississippi State 13, Auburn 10

Auburn	10	17	1
Miss. State	13	15	2

W-Davidson (3-1) • L-Hebel (0-4)

GAME 11 • LSU 7, Mississippi State 3

Miss. State	3	9	1
LSU	7	14	1

W-Hunt (9-1) • L-Clark (0-2) • Session • Attendance: 5,989

1994

EASTERN DIVISION

Lexington, Ky. • Cliff Hagan Stadium • May 18-21

GAME 1 • Tennessee 20, Vanderbilt 12

Vanderbilt	12	11	.2
Tennessee	20	20	.1

W-Hefflin (12-3) • L-Kairit (2-1) • Attendance: 282

GAME 2 • Georgia 4, Florida 3 (10 innings)

Georgia	4	9	.0
Florida	3	6	.0

W-Ciaccio (7-5) • L-Bonanno (8-3) • Attendance: 257

GAME 3 • Kentucky 6, South Carolina 5

Kentucky	6	14	.3
South Carolina	5	11	.4

W-Shadburne (7-3) • L-Ross (6-1) • Attendance: 1,501

GAME 4 • Vanderbilt 15, Florida 7

Florida	7	14	.3
Vanderbilt	15	13	.2

W-Barbao (7-5) • L-McClellan (7-5) • Attendance: 257

GAME 5 • Tennessee 8, South Carolina 1

South Carolina	1	6	.5
Tennessee	8	8	.0

W-Dickey (14-1) • L-Stoops (1-5) • Attendance: 427

GAME 6 • Georgia 17, Kentucky 5

Georgia	17	22	.1
Kentucky	5	8	.0

W-Powell (5-8) • L-Whitney (5-5) • Attendance: 1,256

GAME 7 • Tennessee 5, Georgia 2

Tennessee	5	10	.1
Georgia	2	8	.1

W-Freeman (11-4) • L-Hill (5-9) • Attendance: 457

GAME 8 • Vanderbilt 15, Kentucky 6

Vanderbilt	15	17	.2
Kentucky	6	8	.6

W-Giannola (5-5) • L-Trumbo (3-5) • Attendance: 801

GAME 9 • Vanderbilt 6, Georgia 1

Vanderbilt	6	9	.0
Georgia	1	7	.2

W-Elliott (4-4) • L-Hyatt (1-4) • Attendance: 360

GAME 10 • Vanderbilt 4, Tennessee 1

Tennessee	1	5	.0
Vanderbilt	4	6	.1

W-Kairit (3-1) • L-Hefflin (12-4) • Attendance: 602

GAME 11 • Tennessee 6, Vanderbilt 3

Tennessee	6	11	.0
Vanderbilt	3	9	.1

W-Meyers (1-0) • L-Kairit (3-2) • Attendance: 650

WESTERN DIVISION

Oxford, Miss. • Oxford-University Stadium/Swayze Field • May 18-21

GAME 1 • LSU 3, Alabama 2

Alabama	2	8	.1
LSU	3	10	.3

W-Schultz (11-1) • L-Eilers (2-5) • Attendance: 1,415

GAME 2 • Mississippi State 4, Ole Miss 1

Ole Miss	1	5	.1
Miss. State	4	8	.2

W-Rath (10-3) • L-McNeese (6-7) • Attendance: 2,820

GAME 3 • Auburn 3, Arkansas 1

Auburn	3	15	.4
Arkansas	1	10	.0

W-Halla (8-5) • Abbott (4-5) • Attendance: 1,241

GAME 4 • Ole Miss 5, Alabama 4

Alabama	4	12	.2
Ole Miss	5	10	.3

W-Barbour (1-2) • L-Stubbs (4-7) • Attendance: 1,360

GAME 5 • LSU 6, Arkansas 4

Arkansas	4	14	.2
LSU	6	10	.0

W-Tyson (8-3) • L-Cunningham (8-3) • Attendance: 1,507

GAME 6 • Auburn 2, Mississippi State 1

Miss. State	1	11	.2
Auburn	2	7	.1

W-Humphreys (13-3) • L-Kennedy (4-5) • Attendance: 2,993

GAME 7 • LSU 3, Auburn 2

LSU	3	5	.0
Auburn	2	8	.0

W-Laxton (3-4) • L-Morrison (8-2) • Attendance: 2,321

GAME 8 • Mississippi State 10, Ole Miss 2

Ole Miss	2	4	.3
Miss. State	10	12	.1

W-Loewer (7-5) • L-Young (3-4) • Attendance: 3,576

GAME 9 • Auburn 9, Mississippi State 5

Auburn	9	12	.0
Miss. State	5	4	.0

W-LeBoeuf (4-2) • L-Dupuy (2-4) • Attendance: 2,546

GAME 10 • LSU 5, Auburn 4

Auburn	4	9	.2
LSU	5	10	.2

W-Antonini (4-2) • L-Gober (0-1) • Attendance: 1,963

1995

EASTERN DIVISION

Knoxville, Tenn. • Lindsey Nelson Stadium • May 18-21

GAME 1 • Vanderbilt 9, Tennessee 4

Vanderbilt	9	9	.1
Tennessee	4	8	.2

W-Haigler (5-6) • L-Dickey (11-3) • Attendance: 1,671

GAME 2 • Kentucky 6, South Carolina 2

Kentucky	6	8	.0
South Carolina	2	10	.0

W-Reid (5-4) • L-Pearsall (8-4) • Attendance: 471

GAME 3 • Georgia 6, Florida 4

Georgia	6	10	.2
Florida	4	9	.0

W-Ciaccio (5-4) • L-Wheeler (2-5) • Attendance: 485

GAME 4 • Tennessee 8, South Carolina 0

South Carolina	0	3	.0
Tennessee	8	12	.0

W-Meyers (8-2) • L-Stoops (4-6) • Attendance: 861

GAME 5 • Vanderbilt 4, Florida 2

Florida	2	9	.2
Vanderbilt	4	9	.3

W-Seybt (5-8) • L-Checketts (6-5) • Attendance: 543

GAME 6 • Kentucky 9, Georgia 8

Kentucky	9	14	.1
Georgia	8	11	.3

W-Milburn (6-4) • L-Ciaccio (5-5) • Attendance: 551

GAME 7 • Kentucky 9, Vanderbilt 6

Vanderbilt	6	12	.2
Kentucky	9	12	.3

W-Jenkins (2-0) • L-Giannola (2-4) • Attendance: 593

GAME 8 • Tennessee 11, Georgia 0

Tennessee	11	19	.1
Georgia	0	3	.3

W-Schroeffel (6-2) • L-Gandy (3-8) • Attendance: 2,077

GAME 9 • Tennessee 4, Vanderbilt 3

Tennessee	4	5	.1
Vanderbilt	3	8	.1

W-Alkire (7-2) • L-Ortiz (2-3) • Attendance: 2,075

GAME 10 • Tennessee 22, Kentucky 5

Tennessee	22	19	.0
Kentucky	5	9	.4

W-Dickey (12-3) • L-Townsend (1-3) • Attendance: 3,245

GAME 11 • Tennessee 7, Kentucky 2

Kentucky	2	7	.4
Tennessee	7	12	.1

W-Helton (7-2) • L-Reid (5-1) • Attendance: 3,245

WESTERN DIVISION

Starkville, Miss. • Dudy Noble Stadium • May 18-21

GAME 1 • Mississippi State 1, Auburn 0

Miss. State	1	5	.1
Auburn	0	4	.1

W-Tanksley (2-2) • L-Woodward (3-2) • Attendance: 4,137

GAME 2 • Arkansas 5, Ole Miss 2

Arkansas	5	7	.1
Ole Miss	2	6	.0

W-Carnes (7-4) • L-Price (11-4) • Attendance: 2,059

GAME 3 • Alabama 9, LSU 8

LSU	8	9	.2
Alabama	9	16	.3

W-Lamb (5-1) • L-Fitterer (4-3) • Attendance: 1,468

GAME 4 • Auburn 10, Ole Miss 3

Ole Miss	3	6	.1
Auburn	10	12	.1

W-Morrison (11-2) • L-Callaway (6-7) • Attendance: 1,884

GAME 5 • LSU 14, Mississippi State 6

Miss. State	6	9	.3
LSU	14	20	.0

W-Laxton (4-3) • L-Kennedy (9-6) • Attendance: 3,337

GAME 6 • Arkansas 5, Alabama 2

Alabama	2	8	.1
Arkansas	5	9	.1

W-Mahaffey (9-4) • L-Collins (4-5) • Attendance: 1,328

GAME 7 • Alabama 6, Mississippi State 3

Alabama	6	11	.2
Miss. State	3	5	.2

W-Lamb (6-1) • L-Tanksley (2-3) • Attendance: 3,149

GAME 8 • LSU 7, Auburn 5

Auburn	5	7	1
LSU	7	14	0

W-Fitterer (5-3) • L-Humphreys (8-2) • Attendance: 1,857

GAME 9 • Alabama 8, Arkansas 7

Arkansas	7	17	3
Alabama	8	14	2

W-Lamb (7-1) • L-Lunney (7-3) • Attendance: 1,336

GAME 10 • LSU 7, Arkansas 6

LSU	7	16	3
Arkansas	6	9	2

W-Berthelot (2-0) • L-Tidwell (4-1) • Attendance: 1,462

GAME 11 • Alabama 9, LSU 8

LSU	8	12	2
Alabama	9	12	3

W-Moller (1-0) • L-Daugherty (0-1) • Attendance: 1,462

1996

Hoover, Ala. • Hoover Metropolitan Stadium • May 15-19

GAME 1 • Kentucky 7, Arkansas 5

Arkansas	5	12	3
Kentucky	7	10	1

W-Downs (5-2) • L-Carnes (10-4) • Attendance: 1828

GAME 2 • Mississippi State 8, Vanderbilt 5

Vanderbilt	5	9	1
Mississippi State	8	10	4

W-DuBose (9-4) • L-Seybt (8-3) • Attendance: 4134

GAME 3 • Alabama 3, Kentucky 2

Kentucky	2	8	2
Alabama	3	5	0

W-Colgrove (8-2) • L-Bishop (5-3) • Attendance: 5637

GAME 4 • Florida 6, Mississippi State 5 (10 innings)

Mississippi State	5	6	1
Florida	6	11	0

W-Rigdon (9-2) • L-Hooten (8-7) • Attendance: 3236

GAME 5 • LSU 3, Tennessee 1

Tennessee	1	4	2
LSU	3	5	1

W-Yarnall (8-1) • L-Lincoln (5-4) • Attendance: 3946

GAME 6 • Kentucky 4, Mississippi State 1

Kentucky	4	8	0
Mississippi State	1	8	2

W-Milburn (4-2) • L-Polk (3-4) • Attendance: 2273

GAME 7 • Alabama 3, Tennessee 1

Alabama	3	16	2
Tennessee	1	10	2

W-Ames (2-0) • L-Alkire (6-4) • Attendance: 6142

GAME 8 • Florida 6, LSU 2

Florida	6	11	1
LSU	2	5	1

W-Rodriguez (4-0) • L-Shipp (4-4) • Attendance: 4649

GAME 9 • Florida 7, Alabama 3

Alabama	3	8	1
Florida	7	12	0

W-Bond (3-0) • L-Eilers (5-5) • Attendance: 6470

GAME 10 • Kentucky 12, LSU 11

LSU	11	9	5
Kentucky	12	16	1

W-Acuff (6-5) • L-Demouy (10-3) • Attendance: 2918

GAME 11 • Alabama 16, Kentucky 8

Kentucky	8	16	1
Alabama	16	16	4

W-Torres (5-1) • L-Henry (2-4) • Attendance: 6634

GAME 12 • Alabama 10, Florida 5

Florida	5	8	3
Alabama	10	15	0

W-Bernard (5-3) • L-Fogg (4-2) • Attendance: 7277

GAME 13 • Alabama 15, Florida 5

Alabama	15	19	1
Florida	5	10	3

W-Tribe (4-0) • L-Knollin (2-2) • Attendance: 5000

1997

Columbus, Ga. • Golden Park • May 14-18

GAME 1 • Auburn 7, Arkansas 3

Arkansas	3	4	1
Auburn	7	10	1

W-Hebson (10-3) • L-Carnes (7-5) • Attendance: 3041

GAME 2 • Miss. State 12, South Carolina 9

South Carolina	9	11	1
Miss. State	12	12	1

W-DuBose (7-3) • L-Jodie (8-4) • Attendance: 2867

GAME 3 • LSU 5, Auburn 2

Auburn	2	7	2
LSU	5	8	2

W-Coogan (11-3) • L-Schoening (5-2) • Attendance: 3642

GAME 4 • Alabama 16, Miss. State 3

Miss. State	3	6	0
Alabama	16	21	1

W-Kingrey (6-1) • L-Jackson (8-4) • Attendance: 3073

GAME 5 • Florida 7, Tennessee 6 (10 innings)

Tennessee	6	11	3
Florida	7	12	3

W-Fogg (7-2) • L-Odom (1-4) • Attendance: 2515

GAME 6 • Auburn 5, Miss. State 4

Auburn	5	11	2
Miss. State	4	8	2

W-Knorst (5-2) • L-Reinike (3-3) • Attendance: 3461

GAME 7 • LSU 12, Tennessee 5

LSU	12	15	0
Tennessee	5	12	0

W-Thompson (9-3) • L-Cosgrove (10-5) • Attendance: 2576

GAME 8 • Alabama 13, Florida 6

Florida	6	9	2
Alabama	13	17	2

W-Fisher (9-2) • L-Gray (3-3) • Attendance: 4510

GAME 9 • LSU 12, Alabama 7

Alabama	7	13	0
LSU	12	13	1

W-Painich (8-2) • L-Bernard (4-4) • Attendance: 4030

GAME 10 • Florida 17, Auburn 5

Florida	17	19	1
Auburn	5	6	4

W-McClendon (7-5) • L-Woodward (2-4) • Attendance: 4108

GAME 11 • Alabama 6, Florida 3

Alabama	6	8	1
Florida	3	8	2

W-Henderson (11-2) • L-Bond (2-3) • Attendance: 3909

GAME 12 • Alabama 12, LSU 2

LSU	2	6	2
Alabama	12	18	1

W-Daniel (5-0) • L-Berthelot (6-3) • Attendance: 4268

1998

Hoover, Ala. • Hoover Metropolitan Stadium • May 13-17

GAME 1 • Mississippi State 9, South Carolina 8

Mississippi State	9	12	1
South Carolina	8	12	2

W-Ginter (5-3) • L-Bouknight (10-3) • Attendance: 3587

GAME 2 • Arkansas 8, LSU 4

Arkansas	8	16	0
LSU	4	7	2

W-Quarnstrom (4-2) • L-Esteves (9-2) • Attendance: 3859

GAME 3 • Auburn 11, Alabama 8

Auburn	11	18	2
Alabama	8	15	3

W-Bootcheck (7-2) • L-Fisher (5-8) • Attendance: 14390

GAME 4 • Florida 6, Kentucky 4

Kentucky	4	10	1
Florida	6	6	1

W-McClendon (8-3) • L-Borne (3-6) • Attendance: 1521

GAME 5 • LSU 6, South Carolina 0

South Carolina	0	5	0
LSU	6	8	0

W-Keisler (8-5) • L-Jodie (6-6) • Attendance: 3,062

GAME 6 • Alabama 8, Kentucky 3

Alabama	8	12	3
Kentucky	3	8	5

W-Kingrey (7-3) • L-Webb (4-5) • Attendance: 4127

GAME 7 • Arkansas 10, Mississippi State 3

Arkansas	10	21	1
Mississippi State	3	12	3

W-Walling (10-3) • L-Jackson (9-2) • Attendance: 4467

GAME 8 • Auburn 6, Florida 4

Florida	4	10	0
Auburn	6	8	3

W-Knorst (5-2) • L-Fogg (6-2) • Attendance: 6017

GAME 9 • Mississippi State 7, LSU 5

LSU	5	7	0
Mississippi State	7	10	0

W-Reinike (5-6) • L-Thompson (9-4) • Attendance: 4292

GAME 10 • Alabama 3, Florida 2

Alabama	3	10	0
Florida	2	8	2

W-Phillips (1-0) • L-Wilkerson (9-4) • Attendance: 9515

GAME 11 • Arkansas 7, Mississippi State 3

Mississippi State	3	11	1
Arkansas	7	12	3

W-Vent (5-0) • L-Freed (6-5) • Attendance: 3214

GAME 12 • Alabama 4, Auburn 3

Auburn	3	13	1
Alabama	4	10	2

W-Fisher (6-8) • L-Schoening (10-5) • Attendance: 10410

GAME 13 • Auburn 9, Alabama 1

Alabama	1	4	2
Auburn	9	13	0

W-Gliemmo (12-3) • L-Blankenship (7-2) • Attendance: 8222

GAME 14 • Auburn 7, Arkansas 5

Auburn	7	11	.0
Arkansas	5	12	.4

W-Bean (4-3) • L-Wright (1-7) • Attendance: 10612

1999

Hoover, Ala. • Hoover Metropolitan Stadium • May 19-23

GAME 1 • Alabama 7, Ole Miss 6

Ole Miss	6	17	.0
Alabama	7	11	.0

W-Green (5-1) • L-McAvoy (8-5) • Attendance: 7595

GAME 2 • Mississippi State 7, South Carolina 5 (10 innings)

Mississippi State	7	13	.2
South Carolina	5	11	.3

W-Ginter (8-7) • L-Poston (1-1) • Attendance: 4901

GAME 3 • Auburn 6, LSU 2

Auburn	6	9	.0
LSU	2	12	.1

W-Schoening (12-1) • L-Grace (4-2) • Attendance: 8094

GAME 4 • Arkansas 6, Kentucky 4

Kentucky	4	9	.1
Arkansas	6	6	.0

W-McCrotty (5-1) • L-Kent (5-7) • Attendance: 3843

GAME 5 • Ole Miss 2, South Carolina 0

South Carolina	0	3	.0
Ole Miss	2	4	.0

W-McShea (6-3) • L-Bouknight (7-4) • Attendance: 1836

GAME 6 • LSU 10, Kentucky 0

LSU	10	10	.1
Kentucky	0	3	.3

W-Ainsworth (11-5) • L-Webb (3-8) • Attendance: 3869

GAME 7 • Alabama 4, Mississippi State 3

Alabama	4	7	.1
Mississippi State	3	10	.3

W-Marzion (3-0) • L-Thoms (7-5) • Attendance: 10721

GAME 8 • Auburn 3, Arkansas 2

Arkansas	2	9	.1
Auburn	3	8	.2

W-Bean (4-2) • L-Gilleland (1-2) • Attendance: 9853

GAME 9 • Mississippi State 2, Ole Miss 0

Mississippi State	2	8	.0
Ole Miss	0	4	.0

W-Brock (4-0) • L-Lyons (4-4) • Attendance: 3401

GAME 10 • Arkansas 9, LSU 8

LSU	8	10	.2
Arkansas	9	9	.1

W-Riethmaier (5-2) • L-Tallet (3-4) • Attendance: 5515

GAME 11 • Alabama 12, Mississippi State 11

Alabama	12	12	.1
Mississippi State	11	17	.1

W-Murphy (7-0) • L-Estel (2-1) • Attendance: 11129

GAME 12 • Arkansas 9, Auburn 5

Arkansas	9	11	.1
Auburn	5	7	.3

W-Bohannon (2-0) • L-Gliemmo (12-6) • Attendance: 7536

GAME 13 • Arkansas 9, Auburn 6

Auburn	6	13	.7
Arkansas	9	9	.0

W-McDaniel (1-0) • L-Renfro (1-1) • Attendance: 4415

GAME 14 • Alabama 9, Arkansas 3

Arkansas	3	8	.2
Alabama	9	12	.0

W-Vaughn (1-0) • L-McCrotty (5-2) • Attendance: 16165

2000

Hoover, Ala. • Hoover Metropolitan Stadium • May 17-21

GAME 1 • Alabama 9, Miss. State 3

Alabama	9	13	.0
Miss. State	3	9	.0

W-Heath (4-1) • L-Donovan (5-4)

GAME 2 • LSU 11, Georgia 3

Georgia	3	4	.2
LSU	11	18	.4

W-Tallet (12-3) • L-Clark (7-4) • Attendance: 6299

GAME 3 • Florida 7, Auburn 2

Auburn	2	5	.4
Florida	7	8	.0

W-Smalley (6-7) • L-Speigner (2-3)

GAME 4 • Kentucky 6, South Carolina 4

Kentucky	6	11	.1
South Carolina	4	11	.2

W-Webb (7-3) • L-Bouknight (15-1) • Attendance: 8108

GAME 5 • Georgia 5, Miss. State 0

Miss. State	0	6	.1
Georgia	5	13	.0

W-Carswell (5-5) • L-Freed (8-1)

GAME 6 • South Carolina 11, Auburn 4

South Carolina	11	7	.1
Auburn	4	8	.2

W-Bauer (12-1) • L-Bootcheck (9-1) • Attendance: 5315

GAME 7 • LSU 18, Alabama 12

LSU	18	17	.3
Alabama	12	16	.1

W-Brian (5-2) • L-King (0-1)

GAME 8 • Florida 8, Kentucky 7

Florida	8	14	.1
Kentucky	7	11	.1

W-Simon (9-2) • L-Wade (7-7) • Attendance: 9252

GAME 9 • Alabama 12, Georgia 4

Georgia	4	11	.1
Alabama	12	14	.2

W-Vaughn (7-2) • L-Sharpston (3-5)

GAME 10 • South Carolina 12, Kentucky 5

Kentucky	5	11	.1
South Carolina	12	11	.0

W-Barber (8-1) • L-Corrado (5-3) • Attendance: 4832

GAME 11 • LSU 6, Alabama 5

Alabama	5	8	.3
LSU	6	8	.2

W-Youman (2-0) • L-Rainwater (1-1) • Attendance: 7714

GAME 12 • Florida 12, South Carolina 4

South Carolina	4	10	.5
Florida	12	11	.2

W-Rojas (6-0) • L-Whetstone (0-2) • Attendance: 3224

GAME 13 • LSU 9, Florida 6

Florida	6	13	.5
LSU	9	9	.1

W-Gomez (9-1) • L-McFarland (1-1) • Attendance: 5103

2001

Hoover, Ala. • Hoover Metropolitan Stadium • May 16-20

GAME 1 • Ole Miss 17, Tennessee 6

Ole Miss	17	18	.1
Tennessee	6	8	.4

W-Montrenes (10-4) • L-Parker (4-3)

GAME 2 • LSU 10, Florida 0

Florida	0	3	.0
LSU	10	11	.0

W-Scobie (4-1) • L-Brice (2-6) • Attendance: 3552

GAME 3 • Mississippi State 2, South Carolina 1

South Carolina	1	7	.1
Miss. State	2	9	.0

W-Maholm (7-4) • L-Bouknight (9-3)

GAME 4 • Georgia 8, Auburn 4

Auburn	4	9	.1
Georgia	8	15	.1

W-Helmey (3-1) • L-Speigner (8-2) • Attendance: 10816

GAME 5 • Florida 9, Tennessee 3

Tennessee	3	8	.4
Florida	9	11	.1

W-Bellflower (4-3) • L-Johnson (3-1)

GAME 6 • South Carolina 5, Auburn 4

Auburn	4	7	.2
South Carolina	5	9	.1

W-Price (6-0) • LDueitt (3-4) • Attendance: 4184

GAME 7 • LSU 13, Ole Miss 2

LSU	13	13	.1
Ole Miss	2	4	.1

W-Mestepey (10-3) • L-Yates (7-3)

GAME 8 • Mississippi State 8, Georgia 4

Miss. State	8	9	.2
Georgia	4	9	.3

W-Young (4-2) • L-Brown 7-3) • Attendance: 7510

GAME 9 • Ole Miss 7, Florida 6

Florida	6	13	.3
Ole Miss	7	8	.0

W-Bradshaw (4-1) • L-Hart (3-3)

GAME 10 • South Carolina 10, Georgia 2

Georgia	2	4	.2
South Carolina	10	12	.4

W-Spigner (7-4) • L-Murphy (5-2) • Attendance: 5696

GAME 11 • LSU 12, Ole Miss 6

Ole Miss	6	11	.2
LSU	12	9	.1

W-Nugent (7-2) • L-Gray (3-3) • Attendance: 4023

GAME 12 • South Carolina 7, Miss. State 6

South Carolina	7	12	.1
Miss. State	6	7	.2

W-Gronkiewicz (2-1) • L-Wooten (3-5) • Attendance: 5220

GAME 13 • Mississippi State 1, South Carolina 0

Mississippi State	1	8	.0
South Carolina	0	8	.1

W-Collums (3-3) • L-Taylor (3-3) • Attendance: 3049

GAME 14 • Mississippi State 4, LSU 1

LSU	1	4	.1
Mississippi State	4	9	.1

W-Young (5-2) • L-Youman (3-2) • Attendance: 10023

2002

Hoover, Ala. • Hoover Metropolitan Stadium • May 22-26

GAME 1 • Florida 7, Georgia 2

Georgia 2 5 4
Florida 7 6 1

W-Ramshaw (5-3) • L-Fellows (1-2)

GAME 2 • Alabama 12, Mississippi State 2

Mississippi State 2 9 2
Alabama 2 18 0

W-Tankersly (8-4) • L-Brock (7-5) • Attendance: 10111

GAME 3 • LSU 2, Auburn 1

Auburn 1 6 0
LSU 2 3 2

W-Mestepey (11-3) • L-Paxton (8-5)

GAME 4 • South Carolina 10, Arkansas 1

Arkansas 1 6 2
South Carolina 10 10 0

W-Bell (9-3) • L-Isaacson (4-7) • Attendance: 8501

GAME 5 • Mississippi State 10, Georgia 3

Mississippi State 10 14 1
Georgia 3 6 2

W-Maholm (10-3) • L-Westphal (5-5)

GAME 6 • Arkansas 8, Auburn 5

Arkansas 8 15 3
Auburn 5 11 1

W-Roehl (4-0) • L-Hughey (2-3) • Attendance: 4384

GAME 7 • Alabama 7, Florida 4

Alabama 7 9 0
Florida 4 8 1

W-Cormier (10-3) • L-Hart (13-2)

GAME 8 • LSU 8, South Carolina 3

LSU 8 11 0
South Carolina 3 12 1

W-Wilson (9-4) • L-Taylor (5-1) • Attendance: 10263

GAME 9 • Florida 5, Mississippi State 0

Florida 5 11 0
Mississippi State 0 6 1

W-Ramsey (8-3) • L-Young (5-2)

GAME 10 • South Carolina 6, Arkansas 2

South Carolina 6 11 1
Arkansas 2 10 2

W-Marchbanks (9-3) • L-Gardner (3-3) • Attendance: 5870

GAME 11 • Florida 7, Alabama 4

Florida 7 10 1
Alabama 4 10 2

W-Pete (4-0) • L-Sanders (8-3) • Attendance: 10907

GAME 12 • South Carolina 10, LSU 8

South Carolina 10 11 1
LSU 8 13 2

W-Campbell (3-2) • L-Tompkins (5-1) • Attendance: 4688

GAME 13 • Alabama 11, Florida 9

Alabama 11 12 3
Florida 9 15 2

W-Reed (5-0) • L-Goldfarb (2-4) • Attendance:

GAME 14 • South Carolina 5, LSU 4

LSU 2 9 2
South Carolina 5 8 1

W-Rawl (5-1) • L-Petit (8-7) • Attendance: 8,610

2003

Hoover, Ala. • Hoover Metropolitan Stadium • May 22-25

GAME 15 • Alabama 6, South Carolina 2

South Carolina 2 10 0
Alabama 6 10 0

W-Norris (5-1) • L-Hernandez (1-1) • Attendance: 13367

2003

Hoover, Ala. • Hoover Metropolitan Stadium • May 22-25

GAME 1 • Auburn 3, Vanderbilt 1

Vanderbilt 1 5 1
Auburn 3 7 1

W-Dueitt (7-2) • L-Sowers (7-5)

GAME 2 • Alabama 9, South Carolina 7

Alabama 9 10 2
South Carolina 7 15 1

W-Reed (3-0) • L-Rawl (6-4) • Attendance: 8045

GAME 3 • Mississippi State 5, Ole Miss 4 (12 innings)

Ole Miss 4 11 1
Mississippi State 5 14 1

W-Gant (4-1) • L-Wright (4-4)

GAME 4 • LSU 5, Arkansas 4

Arkansas 4 8 0
LSU 5 10 1

W-Determann (5-0) • L-Gardner (4-5) • Attendance: 8359

GAME 5 • South Carolina 3, Vanderbilt 2

South Carolina 3 3 0
Vanderbilt 2 11 2

W-Marchbanks (13-2) • L-Mullins (3-8)

GAME 6 • Ole Miss 8, Arkansas 7 (11 innings)

Arkansas 7 16 3
Ole Miss 8 13 3

W-Pettway (1-0) • L-Boyce (5-5) • Attendance: 4272

GAME 7 • Alabama 7, Auburn 5

Auburn 5 10 1
Alabama 7 9 3

W-Tankersly (7-4) • L-Register (3-2)

GAME 8 • LSU 7, Mississippi State 2

Mississippi State 2 11 4
LSU 7 4 0

W-Bumstead (10-2) • L-Johnson (5-4) • Attendance: 14427

GAME 9 • Auburn 5, South Carolina 1

Auburn 5 10 0
South Carolina 1 5 3

W-Hughey (6-5) • L-Campbell (5-4)

GAME 10 • Mississippi State 4, Ole Miss 1

Ole Miss 1 9 2
Mississippi State 4 7 0

W-Gant (5-1) • L-Holliman (4-7) • Attendance: 7568

GAME 11 • Alabama 13, Auburn 3

Alabama 13 15 0
Auburn 3 9 2

W-Johnson (7-5) • L-Brandon (3-4) • Attendance: 12673

GAME 12 • LSU 17, Mississippi State 5

LSU 17 11 1
Mississippi State 5 6 4

W-Petit (9-2) • L-Nicolas (5-4) • Attendance: 12673

GAME 13 • Alabama 10, LSU 3

LSU 3 12 5
Alabama 10 12 1

W-Norris (6-2) • L-Meier (7-3) • Attendance: 11705

2004

Hoover, Ala. • Hoover Metropolitan Stadium • May 26-30

GAME 1 • Florida 5, LSU 4 (10 innings)

Florida 5 9 1
LSU 4 11 0

W-O'Day (8-1) • L-Determan (5-4)

GAME 2 • Vanderbilt 6, Georgia 0

Vanderbilt 6 10 1
Georgia 0 3 1

W-Sowers (9-5) • L-Boggs (2-3) • Attendance: 5366

GAME 3 • South Carolina 7, Ole Miss 6 (10 innings)

South Carolina 7 10 3
Ole Miss 6 6 0

W-Blackwell (4-3) • L-Head (6-2)

GAME 4 • Tennessee 8, Arkansas 6 (13 innings)

Tennessee 8 10 1
Arkansas 6 13 4

W-Drucker (8-3) • L-Hall (5-25) • Attendance: 5213

GAME 5 • Georgia 1, LSU 0

LSU 0 4 1
Georgia 1 7 0

W-Startup (5-2) • L-Mestepey (5-3)

GAME 6 • Arkansas 4, Ole Miss 3

Ole Miss 3 9 4
Arkansas 4 5 1

W-Boyce (8-2) • L-Cupps (3-4) • Attendance: 6428

GAME 7 • Vanderbilt 3, Florida 0

Vanderbilt 3 7 0
Florida 0 7 1

W-Mullins (8-2) • L-Boss (3-5)

GAME 8 • South Carolina 5, Tennessee 1

Tennessee 1 4 4
South Carolina 5 6 2

W-Rawl (11-4) • L-Cobb (3-4) • Attendance: 6547

GAME 9 • Florida 7, Georgia 0

Georgia 0 3 1
Florida 7 7 1

W-Falkenbach (9-6) • L-Hyle (7-2)

GAME 10 • Arkansas 4, Tennessee 1

Arkansas 4 8 2
Tennessee 1 6 2

W-Holloway (2-1) • L-Tharpe (6-1) • Attendance: 7052

GAME 11 • Vanderbilt 6, Florida 5 (12 innings)

Florida 5 10 0
Vanderbilt 6 15 1

W-Lewis (6-4) • L-Porter (1-3) • Attendance: 3136

GAME 12 • South Carolina 3, Arkansas 2

Arkansas 2 10 1
South Carolina 3 4 1

W-Buckner (6-2) • L-White (2-3) • Attendance: 3029

GAME 13 • South Carolina 3, Vanderbilt 2

South Carolina 3 9 2
Vanderbilt 2 11 0

W-McCamie (6-0) • L-Sues (4-1) • Attendance: 7882

2005

Hoover, Ala. • Hoover Metropolitan Stadium • May 25-29
(First with No. 1 Seed in Game 3, not Game 4)

GAME 1 • Mississippi State 9, LSU 2

Mississippi State 9 17 0
LSU 2 9 1

W-Johnson (4-6) • L-Mestepay (6-8)

GAME 2 • South Carolina 12, Tennessee 2

South Carolina 12 18 1
Tennessee 2 8 2

W-Rawl (9-5) • L-Howell (1-4) • Attendance: 7,989

GAME 3 • Florida 9, Arkansas 8

Arkansas 8 14 2
Florida 9 13 5

W-O'Day (7-3) • L-Boyce (10-8)

GAME 4 • Ole Miss 3, Alabama 1

Alabama 1 6 3
Ole Miss 3 6 1

W-Holliman (7-3) • L-LeBlanc (4-5) • Attendance: 11318

GAME 5 • Tennessee 5, LSU 1

LSU 1 8 2
Tennessee 5 11 0

W-Hoch(14-2) • L-Dirks (10-3)

GAME 6 • Alabama 5, Arkansas 4

Arkansas 4 7 1
Alabama 5 6 2

W-Carter (7-3) • L-Boyce (10-9) • Attendance: 6452

GAME 7 • Mississippi State 6, South Carolina 2

Mississippi State 6 11 1
South Carolina 2 5 2

W-Doolittle (5-7) • L-McCamie(8-4)

GAME 8 • Florida 10, Ole Miss 7

Ole Miss 7 13 2
Florida 10 15 3

W-Porter (11-4) • L-Head (7-3) • Attendance: 7482

GAME 9 • Tennessee 4, South Carolina 1

Tennessee 4 10 1
South Carolina 1 3 3

W-Adkins (8-4) • L-Marsh (3-3)

GAME 10 • Ole Miss 5, Alabama 3

Alabama 3 5 1
Ole Miss 5 8 3

W-Pettway (2-1) • L-Robertson (7-5) • Attendance: 11519

GAME 11 • Mississippi State 3, Tennessee 2

Tennessee 2 13 0
Mississippi State 3 10 1

W-Valentine (6-0) • L-Cobb (6-4) • Attendance: 5446

GAME 12 • Ole Miss 14, Florida 1

Florida 1 2 0
Ole Miss 14 16 0

W-Cupps (8-3) • L-Ball (6-4) • Attendance: 6162

GAME 13 • Ole Miss 4, Florida 2

Ole Miss 4 9 1
Florida 2 12 2

W-Baumgardner (2-1) • L-Boss (6-4) • Attendance: 6162

GAME 14 • Mississippi State 4, Ole Miss 1

Ole Miss 1 5 0
Mississippi State 4 9 0

W-Dunn (6-2) • L-Holliman (7-4) • Attendance: 12290

2006

Hoover, Ala. • Hoover Metropolitan Stadium • May 24-28

GAME 1 • South Carolina 4, Kentucky 2

South Carolina 4 8 0
Kentucky 2 5 2

GAME 2 • Vanderbilt 9, Georgia 4

Vanderbilt 9 16 3
Georgia 4 7 2

Attendance: 4933

GAME 3 • LSU 4, Alabama 3

LSU 4 9 1
Alabama 3 4 0

GAME 4 • Ole Miss 5, Arkansas 4

Ole Miss 9 12 1
Arkansas 4 8 3

Attendance: 12838

GAME 5 • Georgia 16, Kentucky 10

Georgia 16 22 1
Kentucky 10 15 2

GAME 6 • Alabama 4, Arkansas 3

Arkansas 3 7 2
Alabama 4 7 0

Attendance: 5998

GAME 7 • Vanderbilt 11, South Carolina 1

South Carolina 1 6 0
Vanderbilt 11 12 0

GAME 8 • Ole Miss 12, LSU 1

LSU 1 4 1
Ole Miss 12 10 2

Attendance: 7205

GAME 9 • Georgia 16, South Carolina 10

Georgia 16 22 3
South Carolina 10 11 2

GAME 10 • Alabama 8, LSU 3

Alabama 8 8 1
LSU 3 9 5

Attendance: 11923

GAME 11 • Georgia 5, Vanderbilt 4

Vanderbilt 4 9 0
Georgia 5 6 1

Attendance: 3552

GAME 12 • Ole Miss 9, Alabama 2

Alabama 2 6 3
Ole Miss 9 14 0

Attendance: 8488

GAME 13 • Vanderbilt 11, Georgia 1

Georgia 1 8 3
Vanderbilt 11 15 1

Attendance: 1314

GAME 14 • Ole Miss 9, Vanderbilt 3

Ole Miss 9 12 0
Vanderbilt 3 13 1

Attendance: 9025

2007

Hoover, Ala. • Hoover Metropolitan Stadium • May 23-27

GAME 1 • Arkansas 6, Alabama 0

Alabama 0 2 0
Arkansas 6 7 0

GAME 2 • South Carolina 4, Florida 3 (12 innings)

Florida 3 6 3
South Carolina 4 10 0

Attendance: 5746

GAME 3 • Tennessee 6, Vanderbilt 4

Tennessee 6 13 2
Vanderbilt 4 3 1

GAME 4 • Ole Miss 3, Mississippi State 1

Ole Miss 3 7 0
Mississippi State 1 8 1

Attendance: 6192

GAME 5 • Florida 3, Alabama 2

Alabama 2 8 0
Florida 3 8 0

GAME 6 • Vanderbilt 3, Mississippi State 2

Mississippi State 2 5 1
Vanderbilt 3 6 0

Attendance: 5782

GAME 7 • Arkansas 6, South Carolina 0

South Carolina 0 3 1
Arkansas 6 10 1

GAME 8 • Ole Miss 6, Tennessee 3

Tennessee 3 6 1
Ole Miss 6 10 0

Attendance: 5655

GAME 9 • South Carolina 5, Florida 3

Florida 3 5 3
South Carolina 5 9 3

GAME 10 • Vanderbilt 15, Tennessee 2

Vanderbilt 15 16 1
Tennessee 2 8 3

Attendance: 6137

GAME 11 • Arkansas 3, South Carolina 2

Arkansas 3 7 1
South Carolina 2 9 1

GAME 12 • Vanderbilt 13, Ole Miss 1

Vanderbilt 13 16 0
Ole Miss 1 3 3

Attendance: 7202

GAME 13 • Vanderbilt 7, Ole Miss 6 (10 innings)

Ole Miss 6 10 2
Vanderbilt 7 13 1

Attendance: 7202

GAME 14 • Vanderbilt 7, Arkansas 4

Vanderbilt 7 12 0
Arkansas 4 9 3

Attendance: 7263

2008

Hoover, Ala. • Hoover Metropolitan Stadium • May 21-25

GAME 1 • LSU 5, South Carolina 4 (10 innings)

South Carolina	4	6	.0
LSU	5	5	.0

GAME 2 • Vanderbilt 7, Florida 3

Vanderbilt	7	14	.2
Florida	3	8	.1

Attendance: 6027

GAME 3 • Ole Miss 4, Georgia 1

Ole Miss	4	12	.1
Georgia	1	6	.0

GAME 4 • Kentucky 9, Alabama 3

Alabama	3	8	.2
Kentucky	9	8	.2

Attendance: 11967

GAME 5 • South Carolina 11, Florida 3

Florida	3	10	.3
South Carolina	11	10	.1

GAME 6 • Alabama 5, Georgia 2

Georgia	2	4	.2
Alabama	5	7	.0

Attendance: 5894

GAME 7 • LSU 8, Vanderbilt 2

LSU	8	9	.1
Vanderbilt	2	5	.3

GAME 8 • Ole Miss 8, Kentucky 7

Kentucky	7	9	.1
Ole Miss	8	10	.2

Attendance: 6853

GAME 9 • Vanderbilt 7, South Carolina 5

South Carolina	5	8	.1
Vanderbilt	7	10	.0

GAME 10 • Alabama 13, Kentucky 4

Alabama	13	15	.1
Kentucky	4	10	.2

Attendance: 11519

GAME 11 • Vanderbilt 7, Ole Miss 4

Vanderbilt	7	9	.0
Ole Miss	4	5	.1

GAME 12 • LSU 12, Alabama 8

LSU	12	15	.2
Alabama	8	11	.3

Attendance: 12324

GAME 13 • Ole Miss 8, Vanderbilt 7

Ole Miss	8	12	.0
Vanderbilt	7	9	.0

Attendance: 3848

GAME 14 • LSU 8, Ole Miss 2

Ole Miss	2	8	.1
LSU	8	10	.0

Attendance: 11123

2009Hoover, Ala. • Hoover Metropolitan Stadium • May 20-24
(First with 'flipped bracket' on Saturday)**GAME 1 • Arkansas 8, Florida 5**

Arkansas	8	11	.1
Florida	5	4	.4

GAME 2 • Georgia 6, Ole Miss 3

Georgia	6	9	.1
Ole Miss	3	10	.1

Attendance: 5121

GAME 3 • Vanderbilt 4, LSU 1

Vanderbilt	4	9	.0
LSU	1	6	.1

GAME 4 • South Carolina 9, Alabama 5

South Carolina	9	11	.0
Alabama	5	8	.1

Attendance: 9254

GAME 5 • Florida 12, Ole Miss 2

Florida	12	15	.1
Ole Miss	2	7	.2

GAME 6 • LSU 9, Alabama 6

Alabama	6	9	.3
LSU	9	12	.3

Attendance: 6524

GAME 7 • Georgia 2, Arkansas 1

Arkansas	1	6	.0
Georgia	2	7	.0

GAME 8 • Vanderbilt 5, South Carolina 4

Vanderbilt	5	10	.0
South Carolina	4	11	.2

Attendance: 3302

GAME 9 • Arkansas 10, Florida 7

Florida	7	8	.2
Arkansas	10	9	.2

GAME 10 • LSU 4, South Carolina 1

LSU	4	6	.0
South Carolina	1	7	.1

Attendance: 7,243

GAME 11 • Vanderbilt 11, Arkansas 1

Arkansas	1	5	.0
Vanderbilt	11	15	.0

GAME 12 • LSU 16, Georgia 0

LSU	16	15	.0
Georgia	0	3	.3

Attendance: 5356

GAME 13 • LSU 3, Georgia 2

Georgia	2	4	.0
LSU	3	8	.0

Attendance: 5356

GAME 14 • LSU 6, Vanderbilt 2

LSU	6	7	.1
Vanderbilt	2	6	.2

Attendance: 7092

2010Hoover, Ala. • Regions Park • May 26-30
(First with a 'pitch clock')**GAME 1 • Alabama 7, Auburn 1**

Alabama	7	10	.2
Auburn	1	5	.1

GAME 2 • Ole Miss 3, South Carolina 0

Ole Miss	3	9	.0
South Carolina	0	7	.0

Attendance: 12,514

GAME 3 • LSU 10, Florida 6

LSU	10	19	.1
Florida	6	11	.1

GAME 4 • Vanderbilt 2, Arkansas 0

Vanderbilt	2	7	.0
Arkansas	0	7	.0

Attendance: 6772

GAME 5 • Auburn 3, South Carolina 1

Auburn	3	11	.1
South Carolina	1	7	.1

GAME 6 • Florida 5, Arkansas 4

Arkansas	4	5	.1
Florida	5	7	.1

Attendance: 5759

GAME 7 • Alabama 6, Ole Miss 3

Alabama	6	12	.0
Ole Miss	3	9	.1

GAME 8 • LSU 7, Vanderbilt 5

LSU	7	15	.0
Vanderbilt	5	6	.1

Attendance: 12180

GAME 9 • Ole Miss 10, Auburn 7

Ole Miss	10	12	.2
Auburn	7	10	.5

GAME 10 • Florida 5, Vanderbilt 2

Florida	5	7	.1
Vanderbilt	2	9	.1

Attendance: 7605

GAME 11 • LSU 8, Ole Miss 0

Ole Miss	0	1	.1
LSU	8	10	.0

GAME 12 • Alabama 5, Florida 2

Florida	2	6	.1
Alabama	5	7	.1

Attendance: 11542

GAME 13 • LSU 4, Alabama 3 (11 innings)

LSU	4	11	.2
Alabama	3	9	.1

Attendance: 13327

2011

Hoover, Ala. • Regions Park • May 25-29

GAME 1 • Alabama 7, Arkansas 4

Alabama	7	11	.2
Arkansas	4	7	.2

GAME 2 • Florida 7, Mississippi State 5

Miss. State	5	7	.1
Florida	7	9	.0

Attendance: 8392

GAME 3 • South Carolina 7, Auburn 3

Auburn	3	6	.0
South Carolina	7	8	.2

GAME 4 • Vanderbilt 10, Georgia 0

Georgia	0	1	.2
Vanderbilt	10	14	.1

Attendance: 8814

GAME 5 • Arkansas 7, Mississippi State 2

Arkansas	7	14	.1
Mississippi State	2	8	.2

GAME 6 • Georgia 3, Auburn 2

Auburn	2	7	.1
Georgia	3	13	.1

Attendance: 4570

GAME 7 • Florida 6, Alabama 0

Florida	6	11	.1
Alabama	0	5	.1

GAME 8 • Vanderbilt 7, South Carolina 2

Vanderbilt	7	12	.1
South Carolina	2	7	.1

Attendance: 7123

GAME 9 • Arkansas 4, Alabama 1

Alabama	1	2	.2
Arkansas	4	7	.1

GAME 10 • Georgia 4, South Carolina 2

South Carolina	2	8	.2
Georgia	4	8	.0

Attendance: 8068

GAME 11 • Vanderbilt 3, Arkansas 2

Arkansas	2	9	.2
Vanderbilt	3	5	.1

GAME 12 • Georgia 4, Florida 3

Georgia	4	9	.2
Florida	3	8	.2

Attendance: 7205

GAME 13 • Florida 3, Georgia 2

Florida	3	5	.0
Georgia	2	7	.4

Attendance: 1486

GAME 14 • Florida 5, Vanderbilt 0

Vanderbilt	0	9	.2
Florida	5	10	.0

Attendance: 7845

2012

Hoover, Ala. • Regions Park • May 22-27

GAME 1 • Kentucky 2, Ole Miss 0

Ole Miss	0	7	.0
Kentucky	2	7	.1

GAME 2 • Mississippi State 9, Arkansas 1

Miss. State	9	9	.2
Arkansas	1	7	.2

Attendance: 5489

GAME 3 • Florida 6, Auburn 1

Auburn	1	3	.0
Florida	6	10	.1

GAME 4 • Vanderbilt 4, Georgia 1

Georgia	1	6	.0
Vanderbilt	4	6	.0

Attendance: 7145

GAME 5 • Ole Miss 2, Arkansas 0

Arkansas	0	6	.2
Ole Miss	2	8	.0

GAME 6 • Mississippi State 3, LSU 2

Miss. State	3	8	.1
LSU	2	5	.0

Attendance: 7019

GAME 7 • Auburn 3, Georgia 2

Auburn	3	7	.0
Georgia	2	12	.1

GAME 8 • Vanderbilt 3, South Carolina 2

Vanderbilt	3	5	.1
South Carolina	2	6	.1

Attendance: 6860

GAME 9 • LSU 11, Ole Miss 2

LSU	11	17	.0
Ole Miss	2	8	.1

GAME 10 • Kentucky 5, Mississippi State 1

Kentucky	2	12	.0
Miss. State	1	4	.0

Attendance: 6798

GAME 11 • South Carolina 5, Auburn 3

South Carolina	5	13	.1
Auburn	3	9	.0

GAME 12 • Vanderbilt 2, Florida 1

Florida	1	4	.1
Vanderbilt	2	5	.2

Attendance: 6672

GAME 13 • Mississippi State 4, LSU 3 (10 innings)

LSU	3	8	.0
Miss. State	4	10	.1

GAME 14 • Florida 7, South Carolina 2

Florida	7	11	.0
South Carolina	2	5	.1

Attendance: 9067

GAME 15 • Mississippi State 2, Kentucky 1

Miss. State	2	8	.2
Kentucky	1	9	.0

GAME 16 • Vanderbilt 8, Florida 6

Vanderbilt	8	12	.2
Florida	6	15	.2

Attendance: 9243

GAME 17 • Mississippi State 3, Vanderbilt 0

Vanderbilt	0	6	.0
Mississippi State	3	7	.0

Attendance: 12526

2013

Hoover, Ala. • Regions Park • May 21-26

GAME 1 • Ole Miss 4, Kentucky 1

Kentucky	1	8	.0
Ole Miss	4	11	.1

GAME 2 • Alabama 6, Auburn 3

Auburn	3	8	.2
Alabama	6	9	.1

Attendance: 7241

GAME 3 • Texas A&M 6, Florida 3

Texas A&M	6	6	.2
Florida	3	5	.2

GAME 4 • Mississippi State 2, Missouri 1 (17 innings)

Missouri	1	11	.0
Mississippi State	2	16	.1

Attendance: 5404

GAME 5 • Arkansas 2, Ole Miss 1

Ole Miss	1	6	.1
Arkansas	2	11	.1

GAME 6 • LSU 3, Alabama 0

Alabama	0	6	.1
LSU	3	8	.1

Attendance: 6197

GAME 7 • Texas A&M 5, Vanderbilt 0

Texas A&M	5	9	.1
Vanderbilt	0	3	.1

GAME 8 • Mississippi State 5, South Carolina 3

Mississippi State	5	12	.1
South Carolina	3	7	.1

Attendance: 5913

GAME 9 • Alabama 7, Ole Miss 5

Alabama	7	8	.1
Ole Miss	5	7	.1

GAME 10 • Vanderbilt 4, South Carolina 3 (10 innings)

South Carolina	3	11	.1
Vanderbilt	4	9	.1

Attendance: 5705

GAME 11 • Arkansas 2, LSU 1

Arkansas	4	12	.1
LSU	1	6	.0

GAME 12 • Mississippi State 6, Texas A&M 4

Mississippi State	6	10	.1
Texas A&M	4	6	.3

Attendance: 8143

GAME 13 • LSU 3, Alabama 2

LSU	3	11	0
Alabama	2	4	1

GAME 14 • Vanderbilt 3, Texas A&M 0

Vanderbilt	3	14	0
Texas A&M	0	2	1

Attendance: 11207

GAME 15 • LSU 3, Arkansas 1

LSU	3	9	2
Arkansas	1	1	1

GAME 16 • Vanderbilt 16, Mississippi State 8

Vanderbilt	16	19	1
Mississippi State	8	14	3

Attendance: 11963

GAME 17 • LSU 5, Vanderbilt 4 (11 innings)

LSU	5	10	0
Vanderbilt	4	11	1

Attendance: 10590

2014

Hoover, Ala. Hoover Metropolitan Stadium May 20-25

Game 1 • Vanderbilt 3, Tennessee 2

Tennessee	2	7	1
Vanderbilt	3	8	1

Game 2 • Arkansas 4, Texas A&M 0

Texas A&M	0	7	0
Arkansas	4	6	1

Attendance 2935

Game 3 • Kentucky 7, Alabama 1

Kentucky	7	9	1
Alabama	1	8	2

Game 4 • Mississippi State 5, Georgia 4 (10 innings)

Georgia	4	8	2
Mississippi State	5	10	0

Attendance 8175

Game 5 • LSU 11, Vanderbilt 1 (7 innings)

Vanderbilt	1	5	0
LSU	11	15	1

Game 6 • Arkansas 2, Ole Miss 1

Arkansas	2	8	0
Ole Miss	1	7	0

Attendance 5941

Game 7 • Kentucky 4, Florida 2

Kentucky	4	8	0
Florida	2	6	0

Game 8 • Mississippi State 12, South Carolina 0 (7 innings)

Mississippi State	12	14	0
South Carolina	0	2	2

Attendance 7526

Game 9 • Ole Miss 7, Vanderbilt 2

Ole Miss	7	7	1
Vanderbilt	2	6	1

Game 10 • Florida 7, South Carolina 2

South Carolina	2	5	1
Florida	7	12	1

Attendance 5115

Game 11 • LSU 7, Arkansas 2

LSU	7	12	1
Arkansas	2	5	0

Game 12 • Kentucky 7, Mississippi State 1 (12 innings)

Mississippi State	6	16	0
Kentucky	7	16	4

Attendance 8501

Game 13 • Arkansas 8, Ole Miss 7

Arkansas	8	10	0
Ole Miss	7	12	2

Game 14 • Florida 5, Mississippi State 1

Florida	5	10	0
Mississippi State	1	6	2

Attendance 8790

Game 15 • LSU 11, Arkansas 1 (8 innings)

Arkansas	1	4	2
LSU	11	16	0

Game 16 • Florida 6, Kentucky 5

Florida	6	12	2
Kentucky	5	8	1

Attendance 8116

Game 17 • LSU 2, Florida 0

LSU	2	6	0
Florida	0	2	0

Attendance 10188

2015

Hoover, Ala. Hoover Metropolitan Stadium May 19-24

Game 1 • Alabama 6, Ole Miss 1

Alabama	6	11	1
Ole Miss	1	9	1

Game 2 • Missouri 5, South Carolina 1

South Carolina	1	6	0
Missouri	5	11	1

Attendance 4817

Game 3 • Auburn 6, Kentucky 3

Auburn	6	14	1
Kentucky	3	7	1

Game 4 • Arkansas 2, Tennessee 1

Tennessee	1	4	0
Arkansas	2	10	0

Attendance 5761

Game 5 • Texas A&M 4, Alabama 3

Alabama	3	8	1
Texas A&M	4	6	1

Game 6 • Vanderbilt 7, Missouri 6 (10 innings)

Missouri	6	9	1
Vanderbilt	7	8	1

Attendance 5205

Game 7 • LSU 9, Auburn 8

Auburn	8	8	2
LSU	9	10	3

Game 8 • Arkansas 7, Florida 6

Arkansas	7	10	2
Florida	6	8	1

Attendance 10142

Game 9 • Alabama 4, Missouri 3

Missouri	3	6	2
Alabama	4	6	1

Game 10 • Florida 11, Auburn 2

Florida	11	15	0
Auburn	2	7	1

Attendance 6526

Game 11 • Texas A&M 6, Vanderbilt 1

Texas A&M	6	7	0
Vanderbilt	1	4	1

Game 12 • LSU 10, Arkansas 5

LSU	10	12	0
Arkansas	5	8	6

Attendance 8361

Game 13 • Vanderbilt 16, Alabama 1 (7 innings)

Vanderbilt	16	19	0
Alabama	1	4	1

Game 14 • Florida 10, Arkansas 0

Arkansas	0	3	1
Florida	10	11	0

Attendance 10329

Game 15 • Vanderbilt 12, Texas A&M 3

Vanderbilt	12	10	1
Texas A&M	3	6	3

Game 16 • Florida 2, LSU 1

Florida	2	9	1
LSU	1	9	0

Attendance 10949

Game 17 • Florida 7, Vanderbilt 3

Florida	7	14	1
Vanderbilt	3	7	0

Attendance 7998

SEC Tournament Team Records

MOST WINS

5 . . . Mississippi State	2012
5 . . . LSU	2009
5 . . . Vanderbilt	2007
5 . . . Alabama	1996
5 . . . LSU	1992
5 . . . Tennessee	1993
5 . . . Tennessee	1995

MOST GAMES PLAYED

6 . . . Mississippi State	2012
6 . . . LSU	2009
6 . . . Vanderbilt	2007
6 . . . South Carolina	2002
6 . . . Alabama	1996
6 . . . LSU	1992
6 . . . Tennessee	1993
6 . . . Tennessee	1995
6 . . . Vanderbilt	1994

BATTING AVERAGE

.403 . . . Alabama (77 for 191) 5 games	1997
.389 . . . Arkansas (61 for 157) 4 games	1998
.387 . . . Vanderbilt (5 games)	2006
.380 . . . LSU (54 for 142) 4 games	2000
.380 . . . LSU (71 for 187) 5 games	1995
.370 . . . Vanderbilt (71 for 192) 5 games	1980
.362 . . . Alabama (51 for 141) 4 games	2000
.357 . . . Alabama (40 for 112) 3 games	1983
.355 . . . Miss. State (39 for 110) 3 games	1979
.355 . . . Ole Miss (39 for 110) 3 games	1982

RUNS SCORED

INNING:

11 . . . Miss. State (6th inn. vs. Auburn, 16-2)	1990
11 . . . South Carolina (6th inn. vs. Florida, 11-4)	1992
10 . . . Auburn (4th inn. vs. Alabama, 13-4)	1993
9 . . . LSU (vs. Miss. State, 17-5)	2003
9 . . . Alabama (vs. LSU 18-12)	2000
9 . . . Georgia (vs. Miss. State 15-6)	1989

GAME:

22 . . . Tennessee (vs. Kentucky, 22-5)	1995
21 . . . Vanderbilt (vs. Ole Miss, 21-0)	1980
20 . . . Tennessee (vs. Miss. State, 20-11)	1983
20 . . . Tennessee (vs. Vanderbilt, 20-12)	1994
18 . . . LSU (vs. Alabama, 18-12)	2000
17 . . . LSU (vs. Miss. State, 17-5)	2003
17 . . . Ole Miss (vs. Tennessee 17-6)	2001
17 . . . LSU (vs. Miss. State, 17-8)	1990
17 . . . Miss. State (vs. Vanderbilt, 17-9)	1990
17 . . . Tennessee (vs. Georgia, 17-8)	1993
17 . . . Georgia (vs. Kentucky, 17-5)	1994
17 . . . Florida (vs. Auburn, 17-5)	1997

SERIES:

63 . . . Vanderbilt (5 games)	1989
56 . . . Tennessee (6 games)	1995
54 . . . Alabama (5 games)	1997

55 . . . Vanderbilt (6 games)	1994
55 . . . Tennessee (6 games)	1993
50 . . . Alabama (6 games)	1996
49 . . . Vanderbilt (6 games)	2007
45 . . . LSU (5 games)	1993
44 . . . LSU (4 games)	2000
44 . . . Georgia (5 games)	1989
44 . . . LSU (5 games)	1995

HITS

GAME:

24 . . . Vanderbilt (vs. Ole Miss, 21-0)	1980
23 . . . Tennessee (vs. Miss. State, 20-11)	1983
22 . . . Georgia (vs. Kentucky, 16-10)	2006
22 . . . Georgia (vs. South Carolina, 16-10)	2006
22 . . . Georgia (vs. Kentucky, 17-5)	1994
21 . . . Alabama (vs. Miss. State, 16-3)	1997
21 . . . Arkansas (vs. Miss. State, 10-3)	1998
20 . . . Georgia (vs. Florida, 16-1)	1989
20 . . . LSU (vs. Miss. State, 14-6)	1995
20 . . . Miss. State (vs. Vanderbilt, 17-9)	1990
20 . . . Tennessee (vs. Vanderbilt, 22-5)	1995
20 . . . Vanderbilt (vs. Ole Miss, 21-0)	1980

SERIES:

79 . . . Alabama (6 games, 241 AB)	1996
77 . . . Alabama (5 games)	1996
75 . . . Tennessee (6 games, 227 AB)	1995
71 . . . LSU (5 games, 187 AB)	1995
71 . . . Vanderbilt (5 games, 192 AB)	1980
66 . . . Vanderbilt (6 games, 218 AB)	2007
66 . . . Tennessee (6 games, 221 AB)	1993
65 . . . Vanderbilt (5 games, 168 AB)	2006
65 . . . Georgia (5 games, 189 AB)	2006
65 . . . Vanderbilt (6 games, 214 AB)	1994
63 . . . Auburn (5 games, 181 AB)	1998
61 . . . Arkansas (4 games, 157 AB)	1998
61 . . . LSU (5 games, 186 AB)	1993
60 . . . Alabama (5 games, 184 AB)	1995
54 . . . Vanderbilt (5 games)	1980

DOUBLES

GAME:

8 . . . LSU (vs. Tennessee, 12-5)	1997
7 . . . LSU (vs. Georgia, 11-3)	2000
7 . . . Georgia (vs. Auburn, 9-8)	1989
7 . . . Tennessee (vs. Kentucky, 7-9)	1993
6 . . . Vanderbilt (vs. Tennessee, 15-2)	2007
6 . . . LSU (vs. Alabama, 18-12)	2000
6 . . . Florida (vs. Auburn, 17-5)	1997
6 . . . Alabama (vs. Kentucky, 16-8)	1996
6 . . . Alabama (vs. Florida, 15-2)	1983
6 . . . Tennessee (vs. Miss. State, 4-9)	1983
6 . . . LSU (vs. Alabama, 10-7)	1986
6 . . . LSU (vs. Arkansas, 13-7)	1993
6 . . . Arkansas (vs. Miss. State, 10-3)	1998

SERIES:

21 . . . Alabama (6 games)	1996
19 . . . LSU (4 games)	2000

16 . . . Alabama (5 games)	2002
15 . . . Vanderbilt (6 games)	2007
15 . . . Alabama (4 games)	2003
15 . . . Georgia (5 games)	1989
15 . . . Tennessee (6 games)	1993
14 . . . Arkansas (4 games)	1998
14 . . . Auburn (5 games)	1998

TRIPLES

GAME:

2 . . . Vanderbilt (vs. Georgia, 9-4)	2006
2 . . . Tennessee (vs. South Carolina, 4-1)	2005
2 . . . Vanderbilt (vs. Florida, 3-0)	2004
2 . . . Georgia (vs. Kentucky, 17-5)	1994
2 . . . Florida (4 times; last vs. LSU 6-9)	2000
2 . . . Georgia (vs. LSU, 3-5)	1992
2 . . . LSU (vs. Arkansas, 8-1)	1992

SERIES:

8 . . . Florida (4 games)	1979
-------------------------------------	------

HOME RUNS

GAME:

6 . . . Alabama (vs. Florida, 13-6)	1997
5 . . . LSU (vs. Alabama, 12-7)	1997
5 . . . Georgia (vs. Kentucky, 17-5)	1994
5 . . . Mississippi State (vs. Auburn, 13-10)	1993
4 . . . Alabama (vs. Florida, 11-9)	2002
4 . . . Ole Miss (vs. Miss. State, 11-3)	1977
4 . . . South Carolina (vs. Arkansas, 9-5)	1992

BOTH TEAMS (GAME):

10 . . . Georgia (5), Kentucky (5)	1994
8 . . . LSU (5), Alabama (3)	1997
7 . . . Mississippi State (5), Auburn (2)	1993
7 . . . Alabama (6), Florida (1)	1997

SERIES:

13 . . . Alabama (5 games)	1997
11 . . . Ole Miss (5 games)	1977

SERIES TOTAL:

38 . . . Alabama (13), LSU (7), Florida (4), Tennessee (4), Miss. State (4), Auburn (3), South Carolina (3)	1997
26 . . . Alabama (2), Auburn (7), Florida (2), Georgia (10), LSU (2), Miss. State (3)	1989

STOLEN BASES

GAME:

7 . . . Vanderbilt (vs. Florida, 8-6)	2012
6 . . . Florida (vs. Ole Miss, 5-4)	1977
6 . . . Vanderbilt (vs. Ole Miss, 21-0)	1980

SERIES:

23 . . . Arkansas (6 games, 23 atts.)	1999
14 . . . Vanderbilt (6 games, 17 atts.)	1994
13 . . . Miss. State (3 games, 15 atts.)	1979

SEC Tournament Individual Records

BATTING

GAME:	
1.000 . . . Buddy Redd, Florida vs. Arkansas (3 for 3)	2015
1.000 . . . Daniel Pigott, Florida vs. Alabama (4 for 4)	2011
1.000 . . . Casey Coon, Arkansas vs. South Carolina (3 for 3)	2007
1.000 . . . Logan Forsythe, Arkansas vs. South Carolina (3 for 3)	2007
1.000 . . . C.J. Ketchum, Ole Miss vs. Alabama	2006
1.000 . . . Ryan Peisel, Georgia vs. Vanderbilt (4 for 4)	2006
1.000 . . . Eric King, Tennessee vs. South Carolina (4 for 4)	2005
1.000 . . . Josh Christian, Ole Miss vs. LSU (5 for 5)	2001
1.000 . . . Kenderick Moore, Arkansas vs. Alabama (6 for 6)	1995
1.000 . . . David Magadan, Alabama vs. Florida (5 for 5)	1983
1.000 . . . Curt Cornwell, Tennessee vs. Miss. State (4 for 4)	1983
1.000 . . . Joe Vitello, Alabama vs. Miss. State (4 for 4)	1989
1.000 . . . Brandon Moore, Auburn vs. Florida (4 for 4)	1992
1.000 . . . Todd Helton, Tennessee vs. Kentucky (4 for 4)	1993
1.000 . . . Blair Barbier, LSU vs. Alabama (4 for 4)	1997
1.000 . . . Ronnie Russell, Ole Miss vs. Vanderbilt (3 for 3)	1977
1.000 . . . David Nenad, Vanderbilt vs. Florida (3 for 3)	1980
1.000 . . . Rick Britton, Florida vs. Georgia (3 for 3)	1990
1.000 . . . Tommy Raffo, Miss. State vs. LSU (3 for 3)	1990
1.000 . . . Chris Moock, LSU vs. Kentucky (3 for 3)	1991
1.000 . . . Herbert Perry, Florida vs. LSU (3 for 3)	1991
1.000 . . . Pat Garrity, LSU vs. Miss. State (3 for 3)	1991
1.000 . . . Dave Majeski, Florida vs. LSU (3 for 3)	1992
1.000 . . . Scott Berardi, LSU vs. Auburn (3 for 3)	1994
1.000 . . . Dustan Mohr, Alabama vs. Florida (3 for 3)	1997

SERIES:

.909 . . . David Magadan, Alabama (10 for 11)	1983
.750 . . . Josh Christian, Ole Miss (9 for 12)	2001
.750 . . . Ricky Joe Redd, Miss. State (9 for 12)	1994
.615 . . . Wally Pontiff, LSU (8 for 13)	2000
.600 . . . C.J. Ketchum, Ole Miss (9 for 15)	2006
.600 . . . Pat Garrity, LSU (6 for 10)	1991
.588 . . . Drew Bounds, Alabama (10 for 17)	1998
.583 . . . Daniel Pigott, Florida (7 for 12)	2011
.583 . . . Tim Rowell, Auburn (7 for 12)	1978

TIMES AT BAT

GAME:	
8 . . . Ty Bilderback, Kendrick Moore, Allen Williams; Arkansas vs. Auburn	1994
8 . . . Mike Killimett, Russell Whittenburg; Auburn vs. Arkansas	1994

SERIES:

31 . . . Doug Hall, Alabama (6 games)	1996
30 . . . Scott Schroeffel, Tennessee (6 games)	1995
29 . . . Ryan Flaherty, Vanderbilt (6 games)	2007
29 . . . Matt Whitley, Tennessee (6 games)	1995
28 . . . Dax Norris, Alabama (6 games)	1996
28 . . . Richie Wyman, Tennessee (6 games)	1993
27 . . . Ed Lewis, Tennessee (6 games)	1995
27 . . . Russ Johnson, LSU (6 games)	1992
27 . . . David Vance, Tennessee (6 games)	1993
27 . . . Jason Elliott, Vanderbilt (6 games)	1994

RUNS

GAME:	
6 . . . Charles DeFrance, Vanderbilt vs. Ole Miss	1980
5 . . . Scott Vieira, Tennessee vs. Kentucky	1995
5 . . . Dean Eichelberger, Tennessee vs. Miss. State	1983
4 . . . Mark Laird, LSU vs. Vanderbilt	2014
4 . . . Gordon Beckham, Georgia vs. South Carolina	2006
4 . . . Ryan Patterson, LSU vs. Miss. State	2003
4 . . . Dax Norris, Alabama vs. LSU	1995
4 . . . Joe Caruso, Alabama vs. Florida	1996
4 . . . David Magadan, Alabama vs. Florida	1983
4 . . . Mark Barnthouse, Ole Miss vs. Miss. State	1977

4 . . . Curt Cornwell, Tennessee vs. Miss. State	1983
4 . . . Doug Radziewicz, Georgia vs. Florida	1989
4 . . . Tracy Echols, Miss. State vs. Vanderbilt	1990
4 . . . David Mitchell, Miss. State vs. Vanderbilt	1990
4 . . . Shawn McNally, Auburn vs. Arkansas	1994
4 . . . Brad Wilkerson, Florida vs. Auburn	1997

SERIES:

11 . . . Charles DeFrance, Vanderbilt (5 games)	1980
10 . . . Pedro Alvarez, Vanderbilt (6 games)	2007
10 . . . Drew Meyer, South Carolina (6 games)	2002
10 . . . David Tidwell, Alabama (5 games)	1997
10 . . . Joe Caruso, Alabama (6 games)	1996
10 . . . Boomer Whipple, Vanderbilt (6 games)	1994
9 . . . Jason Jacobs, Georgia (5 games)	2006
9 . . . Tracy Echols, Miss. State (5 games)	1990
9 . . . Scott Schroeffel, Tennessee (6 games)	1995
9 . . . Ed Lewis, Tennessee (6 games)	1995
9 . . . Roberto Vaz, Alabama (5 games)	1997

HITS

INNING:	
2 . . . Bryan Reynolds, Vanderbilt vs. Alabama	2015
2 . . . Jonathan Wyatt, Georgia vs. South Carolina	2006
2 . . . Bruce Sprowl, LSU vs. Miss. State	2003
2 . . . Cedrick Harris, LSU vs. Alabama	2000
2 . . . Greg Kern, Vanderbilt vs. Ole Miss	1980

GAME:

6 . . . Kenderick Moore, Arkansas vs. Alabama (6 AB)	1995
5 . . . Derek Nicholson, Florida vs. Auburn (6 AB)	1997
5 . . . Josh Christian, Ole Miss vs. LSU (5 AB)	2001
5 . . . Joe Jester, Arkansas vs. Miss. State (6 AB)	1998
5 . . . David Magadan, Alabama vs. Florida (5 AB)	1983
5 . . . Chris Stowers, Georgia vs. Kentucky (7 AB)	1994
5 . . . Kendrick Moore, Arkansas vs. Auburn (8 AB)	1994

SERIES:

14 . . . Joe Caruso, Alabama (26 AB)	1996
13 . . . Pedro Alvarez, Vanderbilt (24 AB)	2007
13 . . . Scott Schroeffel, Tennessee (30 AB)	1995
12 . . . Drew Meyer, South Carolina (26 AB)	2002
12 . . . Chris Moller, Alabama (26 AB)	1996
12 . . . David Tidwell, Alabama (23 AB)	1997
11 . . . Ryan Flaherty, Vanderbilt (29 AB)	2007
11 . . . Ryan Shealy, Florida (23 AB)	2002
11 . . . Michael Floyd, South Carolina (21 AB)	2001
11 . . . Paul Blandford, Kentucky (21 AB)	1996
11 . . . Ed Lewis, Tennessee (27 AB)	1995
11 . . . Roger Miller, Georgia (21 AB)	1989
11 . . . J.R. Showalter, Georgia (25 AB)	1989
11 . . . Jason Williams, LSU (24 AB)	1995
11 . . . Andy Sheets, LSU (23 AB)	1992
11 . . . Todd Helton, Tennessee (24 AB)	1993
11 . . . Ryan Bachman, Vanderbilt (24 AB)	1994
11 . . . Scott Pratt, Auburn (23 AB)	1998

RUNS BATTED IN

INNING:	
4 . . . Brian Johnson, Florida vs. Mississippi State	2011
4 . . . Blake Dean, LSU vs. Alabama	2008
4 . . . Wally Pontiff, LSU vs. Florida	2000
4 . . . David Banes, Florida vs. Kentucky	1979
4 . . . Mike Papajohn, LSU vs. Georgia	1986
4 . . . Trey McClure, LSU vs. Alabama	1997
4 . . . Brad Cresse, LSU vs. South Carolina	1998

GAME:

6 . . . Blake Dean, LSU vs. Alabama	2008
6 . . . Todd Linden, LSU vs. Ole Miss	2001
6 . . . Philip Doyle, Alabama vs. Miss. State	1989
6 . . . Derek Nicholson, Florida vs. Auburn	1997
6 . . . Johnny Tellechea, LSU vs. Miss. State	1990
6 . . . Brent Killen, Florida vs. Georgia	1992
5 . . . Alex Bregman, LSU vs. Vanderbilt	2014
5 . . . Mark Wright, Ole Miss vs. LSU	2006
5 . . . Allen Rice, Alabama vs. Auburn	2003
5 . . . Joe Caruso, Alabama vs. Kentucky	1996
5 . . . Greg Geren, Tennessee vs. Ole Miss	1982
5 . . . Mike Papajohn, LSU vs. Georgia	1986
5 . . . Burke Masters, Miss. State vs. Vanderbilt	1990
5 . . . Mark Bellhorn, Auburn vs. LSU	1995
5 . . . Tommy Raffo, Miss. State vs. Vanderbilt	1990
5 . . . Todd Helton, Tennessee vs. South Carolina	1995
5 . . . Chris Mook, LSU vs. Vanderbilt	1992
5 . . . Ray Espinosa, Tennessee vs. Kentucky	1995
5 . . . Todd Walker, LSU vs. Auburn	1993
5 . . . Craig Sands, Vanderbilt vs. Florida	1994
5 . . . Trey McClure, LSU vs. Alabama	1997
5 . . . Richard Lee, Miss. State vs. South Carolina	1998

SERIES:

13 . . . Mark Wright, Ole Miss (4 games)	2006
11 . . . David Magadan, Alabama (3 games)	1983
11 . . . Greg Geren, Tennessee (5 games)	1982
11 . . . Craig Sands, Vanderbilt (6 games)	1994
10 . . . Joe Caruso, Alabama (6 games)	1996
10 . . . Todd Helton, Tennessee (6 games)	1995
10 . . . Del Bender, Miss. State (5 games)	1978
10 . . . David Tidwell, Alabama (5 games)	1997
10 . . . Harrison Bader, Florida (5 games)	2014

DOUBLES**GAME:**

3 . . . Pedro Alvarez, Vanderbilt vs. Tennessee	2007
3 . . . Brian Jester, Georgia vs. Auburn	1989
3 . . . Jon Massey, Tennessee vs. Miss. State	1983
3 . . . Chad Cooley, LSU vs. Arkansas	1995
3 . . . Hunter Plott, Alabama vs. Miss. State	1991
3 . . . Kenny Jackson, LSU vs. Arkansas	1993
3 . . . Eddy Furniss, LSU vs. Tennessee	1997

SERIES:

5 . . . Ryan Flaherty, Vanderbilt (6 games)	2007
5 . . . Chris Moller, Alabama (6 games)	1996
5 . . . Ricky Joe Redd, Miss. State (4 games)	1994
4 . . . C.J. Ketchum, Ole Miss (4 games)	2006
4 . . . Zac Welch, Alabama (4 games)	2003
4 . . . Adam Pavkovich, Alabama (4 games)	2003
4 . . . Adam Pavkovich, Alabama (5 games)	2002
4 . . . Chris Burke, Tennessee (2 games)	2001
4 . . . Brad Cresse, LSU (4 games)	2000
4 . . . Joe Caruso, Alabama (6 games)	1996
4 . . . Brian Reimsnyder, Florida (5 games)	1988
4 . . . Brian Jester, Georgia (5 games)	1989
4 . . . Jeff Foster, Tennessee (6 games)	1993
4 . . . James Northeimer, Tennessee (6 games)	1993
4 . . . Ricky Joe Redd, Miss. State (5 games)	1993
4 . . . Heath Kelly, Auburn (5 games)	1998
4 . . . Jeremy Brown, Alabama (4 games)	2000

TRIPLES**GAME:**

2 . . . Scott Schroeffel, Tennessee	1995
---	------

SERIES:

2 . . . John Wilson, Kentucky	1998
2 . . . Joe Caruso, Alabama	1996
2 . . . Rob Teagarden, Florida	1979
2 . . . Mike Neal, LSU	1992

2 . . . Jason McConnell, Arkansas	1995
2 . . . Todd Crane, Georgia	1992
2 . . . Scott Schroeffel, Tennessee	1995
2 . . . Mike Neal, LSU	1993
2 . . . Andy Green, Kentucky	2000

HOME RUNS**GAME:**

2 . . . Blake Allemant, Texas A&M vs. Vanderbilt	2015
2 . . . Dansby Swanson, Vanderbilt vs. Missouri	2015
2 . . . Jonathan Pigott, Florida vs. Ole Miss	2009
2 . . . Todd Linden, LSU vs. Ole Miss	2001
2 . . . Josh Christian, Ole Miss vs. LSU	2001
2 . . . Dustin Mohr, Alabama vs. Florida	1997
2 . . . Mike Templeton, Ole Miss vs. Vanderbilt and Florida	1977
2 . . . Mark Barnthouse, Ole Miss vs. Miss. State	1977
2 . . . Del Bender, Miss. State vs. Auburn	1978
2 . . . David Magadan, Alabama vs. Florida	1983
2 . . . Mark Bellhorn, Auburn vs. LSU	1995
2 . . . Alan Cockrell, Tennessee vs. Miss. State	1984
2 . . . Frank Thomas, Auburn vs. Georgia	1989
2 . . . Rob Norman, Miss. State vs. Alabama	1991
2 . . . Brent Killen, Florida vs. Georgia	1992
2 . . . Alan Purdy, Vanderbilt vs. South Carolina	1993
2 . . . Harry Berrios, LSU vs. Auburn	1993
2 . . . Steve Hegan, Miss. State vs. Auburn	1993
2 . . . Russ Johnson, LSU vs. Miss. State	1993
2 . . . Travis Hawkins, Georgia vs. Kentucky	1994
2 . . . Richard Lee, Miss. State vs. South Carolina	1997

SERIES:

6 . . . Mike Templeton, Ole Miss (4 games)	1977
--	------

TOTAL BASES**INNING:**

4 . . . by several players

GAME:

13 . . . Brent Killen, Florida vs. Georgia (2 HR, 1 3b, 1 2b)	1992
13 . . . David Magadan, Alabama vs. Florida (2 HR, 2 2b, 1 1b)	1983
11 . . . Josh Christian, Ole Miss vs. LSU	2001
11 . . . Mark Barnthouse, Ole Miss vs. Miss. State (2 HR, 1 2b, 1 1b)	1977
10 . . . Dustin Mohr, Alabama vs. Florida (2 HR, 1 2b)	1997
10 . . . Mark Bellhorn, Auburn vs. LSU (2 HR, 2 1b)	1995
10 . . . Harry Berrios, LSU vs. Auburn (2 HR, 2 1b)	1993
10 . . . Alan cockrell, Tennessee vs. Miss. State (2 HR, 2 1b)	1984

SERIES:

29 . . . Mike Templeton, Ole Miss (6 HR, 1 2b, 3 1b)	1977
--	------

STOLEN BASES**GAME:**

3 . . . Anthony Gomez, Vanderbilt vs. Florida	2012
3 . . . Ross Wilson, Alabama vs. LSU	2010
3 . . . Chris Coghlan, Ole Miss vs. Arkansas	2006
3 . . . Jonathan Tucker, Florida vs. Vanderbilt	2004
3 . . . Scott McClanahan, Alabama vs. Arkansas	1999
3 . . . Nick Morrow, Vanderbilt vs. Georgia	1994
3 . . . Jim Watkins, Florida vs. Georgia	1978
3 . . . Kenderick Moore, Arkansas vs. Alabama	1995
3 . . . David Eckstein, Florida vs. Vanderbilt	1995
3 . . . Roger Holt, Florida vs. Ole Miss	1977
3 . . . Charles DeFrance, Vanderbilt vs. Ole Miss	1980

SERIES:

8 . . . Mark Burnett, Arkansas (8 atts.)	1999
6 . . . Daniel Pigott, Florida (6 atts.)	2011
6 . . . Nick Morrow, Vanderbilt (7 atts.)	1994
6 . . . David Tidwell, Alabama (6 atts.)	1997
4 . . . Jonathan Tucker, Florida (4 atts)	2004
4 . . . Brian Haught, Florida (4 atts)	1997
4 . . . Chris Chism, Florida (4 atts)	1996
4 . . . Paul Blandford, Kentucky (4 atts.)	1996

4 . . . Mike Kelley, Miss. State	1978
4 . . . Mike Kelley, Miss. State	1979
4 . . . Scott Pratt, Auburn (5 atts.)	1998
4 . . . Bob Kocol, Miss. State	1979
4 . . . Kenderick Moore, Arkansas (4 atts.)	1995
4 . . . Charles DeFrance, Vanderbilt (4 atts.)	1980
4 . . . Sam Bozanich, Alabama (4 atts.)	2000

PITCHING

MOST WINS

SERIES:

3 . . . Neal Lamb, Alabama	1995
2 . . . Anthony Ranaudo, LSU	2009
2 . . . Chris Young, Mississippi State	2001
2 . . . Teddy Carson, Tennessee	1982
2 . . . Tommy Youngblood, Auburn	1989
2 . . . Rich Bombard, Florida	1982
2 . . . Gregg Olson, Auburn	1987
2 . . . Bobby Reed, Miss. State	1990
2 . . . Lloyd Peever, LSU	1992
2 . . . Ronnie Rantz, LSU	1992
2 . . . John Hill, Georgia	1992
2 . . . Will Hunt, LSU	1993
2 . . . Jason Carruth, Tennessee	1993

EARNED RUN AVERAGE (Min. 9 innings)

SERIES:

0.00 . . . Ross Mitchell, Miss. State (9.2 innings)	2012
0.00 . . . Michael Roth, South Carolina vs. Auburn (9 innings)	2011
0.00 . . . Nick Schmidt, Arkansas vs. Alabama (9 innings)	2007
0.00 . . . Connor Falkenbach, Florida (9 innings)	2004
0.00 . . . Jeremy Sowers, Vanderbilt (9 innings)	2004
0.00 . . . Keith Ramsey, Florida (9 innings)	2002
0.00 . . . Lane Mestepey, LSU (10 Innings)	2001
0.00 . . . Dan McShea, Ole Miss (9 innings)	1999
0.00 . . . Eddie Yarnall, LSU (9 innings)	1996
0.00 . . . Gary Willoughby, Miss. State (9 innings)	1977
0.00 . . . Don Jahnke, Vanderbilt (9 innings)	1980
0.00 . . . Ryan Meyers, Tennessee (9 innings)	1995
0.00 . . . John Hill, Georgia (10.1 innings)	1992
0.00 . . . Scott Schroeffel, Tennessee (9 innings)	1995
0.00 . . . John Powell, Auburn (9 innings)	1994
0.00 . . . Gary Rath, Miss. State (9 innings)	1994
0.00 . . . Randy Keisler, LSU (9 innings)	1998
0.00 . . . Eugene Fischer, Florida (9 innings)	1984

INNINGS PITCHED

GAME:

11 . . . R.A. Dickey, Tennessee vs. Alabama	1996
10 . . . Chris Ciccio, Georgia vs. Florida	1994
9.1 . . . Rob Bonnano, Florida vs. Georgia	1994
9.1 . . . Jeff Gidcumb, Florida vs. Auburn	1989
9 . . . 48 times (Last: Brian Johnson, Florida vs. South Carolina)	2012

SERIES:

18 . . . Rich Bombard, Florida	1982
18 . . . Brant Kairit, Vanderbilt	1994
17.2 . . . David Nenad, Vanderbilt	1980

FEWEST HITS (Min. 9 innings)

GAME:

2 . . . Nick Schmidt, Arkansas vs. Alabama	2007
3 . . . Michael Roth, South Carolina vs. Auburn	2011
3 . . . Connor Falkenbach, Florida vs. Georgia	2004
3 . . . Jeremy Sowers, Vanderbilt vs. Georgia	2004
3 . . . Dan McShea, Ole Miss vs. South Carolina	1999
3 . . . Dave Fleming, Georgia vs. Florida	1989
3 . . . Ryan Meyers, Tennessee vs. South Carolina	1995
3 . . . Troy Trumbo, Kentucky vs. Georgia	1993
3 . . . Scott Schroeffel, Tennessee vs. Georgia	1995
4 . . . Austin Hyatt, Alabama vs. Georgia	2008
4 . . . Crhis Spigner, South Carolina vs. Georgia	2001
4 . . . Eddie Yarnall, LSU vs. Tennessee	1996

4 . . . Dave Fleming, Georgia vs. Florida	1989
4 . . . Gary Willoughby, Miss. State vs. Vanderbilt	1977
4 . . . Ross Baumgarten, Florida vs. Miss. State	1977
4 . . . Matt Threehouse, South Carolina vs. Vanderbilt	1992

SERIES: (MIN. 2 GAMES)

4 . . . John Hill, Georgia (2 games)	1992
6 . . . Michael Daniel, Alabama (2 games)	1997
7 . . . John Powell, Auburn (2 games)	1993
7 . . . Lorhn Frazier, Kentucky (3 games)	1993
8 . . . Paul Maholm, Miss. State (2 games)	2001
9 . . . Scott Broadfoot, Georgia (2 games)	1986
9 . . . Lloyd Peever, LSU (2 games)	1992
9 . . . Billy Reed, Kentucky (2 games)	1993
9 . . . Ross Baumgarten, Florida (2 games)	1977

FEWEST WALKS BY STARTER (Min. 9 innings)

GAME:

0 . . . Brian Johnson, Florida (9 innings)	2012
0 . . . Bryan Augenstein, Florida (9 innings)	2007
0 . . . David Price, Vanderbilt (9 innings)	2007
0 . . . Connor Falkenbach, Florida (9 innings)	2004
0 . . . Jeremy Sowers, Vanderbilt (9 innings)	2004
0 . . . Jeffery Norris, Alabama (9 innings)	2002
0 . . . Nick Krsnich, Florida (9 innings)	1982
0 . . . Ross Baumgarten, Florida (9 innings)	1977

SERIES:

0 . . . Ross Baumgarten, Florida (17.1 innings)	1977
---	------

MOST STRIKEOUTS

GAME:

17 . . . Jess Todd, Arkansas vs. South Carolina	2007
15 . . . Rob Bonanno, Florida vs. Georgia	1994
14 . . . Jeff Calhoun, Ole Miss vs. Florida	1980
14 . . . Eric DuBose, Miss. State vs. Auburn	1995
14 . . . Derek Lilliquist, Georgia vs. Miss. State	1987
14 . . . Matt Threehouse, South Carolina vs. Vanderbilt	1992
13 . . . Todd Doolittle, Mississippi State vs. South Carolina	2005
13 . . . Gary Bell, South Carolina vs. Arkansas	2002

SERIES:

15 . . . Rob Bonanno, Florida	1994
14 . . . Five times (Most recently Rob Quarnstrom (2 games)	1998

CONSECUTIVE SCORELESS INNINGS

GAME:

9 . . . David Price, Vanderbilt vs. Mississippi State	2007
9 . . . Connor Falkenbach, Florida vs. Georgia	2004
9 . . . Jeremy Sowers, Vanderbilt vs. Georgia	2004
9 . . . Keith Ramsey, Florida vs. Mississippi State	2002
9 . . . Dan McShea, Ole Miss vs. South Carolina	1999
9 . . . Don Jahnke, Vanderbilt vs. Ole Miss	1980
9 . . . Scott Schroeffel, Tennessee vs. Georgia	1995
9 . . . David Nenad, Vanderbilt vs. Auburn	1980
9 . . . Ryan Meyers, Tennessee vs. South Carolina	1995
9 . . . John Powell, Auburn vs. Arkansas	1994

SERIES:

11.0 . . . Jon Harden, Miss. State	1990
9.2 . . . Ross Mitchell, Miss. State	2012
9 . . . Jack Lazorko, Miss. State	1978

SAVES

SERIES:

3 . . . Chris Cotton, LSU	2013
3 . . . Jonathan Holder, Miss. State	2012
3 . . . Russell Brewer, Vanderbilt	2008
2 . . . Jacob Stone, Arkansas	2014
2 . . . Austin Maddox, Florida	2011
2 . . . Matty Ott, LSU	2009
2 . . . Chad Blackwell, South Carolina	2004
2 . . . John Pricher, Florida	1991

SEC COMMUNICATIONS CONTACTS

	ALABAMA Alex Thompson (athompson@ia.ua.edu) Cell: (440) 666-7615; T-@AlabamaBSB FAX: (205) 348-8841 • Press Box: (440) 666-7615	(205) 348-6084 P.O. Box 870391 Tuscaloosa, AL 35487-0391 www.rolltide.com
	ARKANSAS TBA [interim Patrick Pierson (pspierso@uark.edu)] Cell: 479-387-8569 T-@RazorbackBSB FAX: (479) 575-7481 • Press Box: (479) 575-4141	(479) 575-3114 P.O. Box 7777 Fayetteville, AR 72701 www.arkansasrazorbacks.com
	AUBURN Taylor Bryan (taylor.bryan@auburn.edu) Cell: (334) 750-3862; T-@tabryan; @Auburn_Baseball FAX: (334) 844-9807 • Press Box: (334) 844-4138	(334) 844-9800 P.O. Box 351 Auburn, AL 36831-0351 www.auburntigers.com
	FLORIDA John Hines (johnh@gators.ufl.edu) Cell: (352) 317-7386; T-@GatorsBB FAX: (352) 375-4809 • Press Box: (352) 375-4683 ext. 4355	(352) 375-4683 ext. 6130 P.O. Box 14485 Gainesville, FL 32604-2485 www.floridagators.com
	GEORGIA Christopher Lakos (clakos@sports.uga.edu) Cell: (706) 714-2934; T-@BTweetDaHedges; @BaseballUGA FAX: (706) 542-9339 • Press Box: (706) 542-6161	(706) 542-1621 P.O. Box 1472 Athens, GA 30613 www.georgiadogs.com
	KENTUCKY Brent Ingram (brent.ingram@uky.edu) Cell: (859) 608-6230; T-@UKMR_BI, @UKbaseball FAX: (859) 323-4310 • Press Box: (859) 257-9011	(859) 257-3838 Joe Craft Center; 338 Lexington Ave. Lexington, KY 40506 www.ukathletics.com
	LSU Bill Franques (wfranqu@lsu.edu) Cell: (225) 241-4359; T-@LSUbaseball FAX: (225) 578-1861 • Press Box: (225) 578-4149	(225) 578-8226 Athletics Administration Bldg. Baton Rouge, LA 70803 www.lsusports.net
	OLE MISS Adam Kuffner (kuffner@olemiss.edu) Cell: (662) 816-0497; T-@ARebelKuffner; T-@OleMissBSB FAX: (662) 915-7006 • Press Box: (662) 915-7858	(662) 915-7031 P.O. Box 217 University, MS 38677 www.olemisssports.com
	MISSISSIPPI STATE Kyle Niblett (kniblett@athletics.msstate.edu) Cell: (662) 418-9139; T-@KyleNiblett; @HailStateBB FAX: (662) 325-3600 • Press Box: (662) 325-3776	(662) 325-8040 P.O. Box 5308 Mississippi State, MS 39762 www.hailstate.com
	MISSOURI Shawn Davis (davisshaw@missouri.edu) Cell: (573) 268-4275; T-@ShawnDizzle77, @MUTigerBaseball FAX: (573) 884-4720 • Press Box: (573) 884-8912	(573) 268-3110 369 Heames Center Columbia, MO 65211 www.mutigers.com
	SOUTH CAROLINA Andrew Kitick (kitick@mailbox.sc.edu) Cell: (803) 240-4150; T-@akitick, @GamecockBasebl FAX: (803) 777-2967 • Press Box: (803) 777-6648	(803) 777-5257 Rice Athletics Center; 1304 Heyward Street Columbia, SC 29208 www.gamecocksonline.com
	TENNESSEE MJ Burns (mjburns@utk.edu) Cell: (713) 419-4583; T-@MJTBurns; @Vol_Baseball FAX: (865) 974-9496 • Press Box: (865) 974-3376	(865) 974-8876 1551 Lake Loudoun Blvd. Knoxville, TN 37996 www.utsports.com
	TEXAS A&M Thomas Dick (tdick@athletics.tamu.edu) Cell: (512) 784-2153; T-@ThomasDTAMU, @aggie_baseball FAX: (979) 845-6825 • Press Box: (979) 458-3604	(979) 845-5725 P.O. Box 30017 College Station, TX 77842 www.12thman.com
	VANDERBILT Kyle Parkinson (kyle.parkinson@vanderbilt.edu) Cell: (479) 871-0817; T-@TheOtherKP, @VandyBaseball FAX: (615) 343-7064 • Press Box: (615) 320-0436	(615) 343-0020 P.O. Box 120158 Nashville, TN 37212 www.vucommodores.com
	SEC COMMUNICATIONS Ben Beaty (bbeaty@sec.org) Cell: (205) 441-7631 FAX: (205) 458-3030	(205) 458-3000 2201 Richard Arrington Blvd. North Birmingham, AL 35203-1103 www.secsports.com

ALABAMA

2016 SCHEDULE

FEBRUARY

19	MARYLAND	6:30 P.M.
20	MARYLAND	3:30 P.M.
21	MARYLAND	12 P.M.
24	NICHOLLS ST.	6:30 P.M.
26	NORTH DAKOTA	6:30 P.M.
27	NORTH DAKOTA	2 P.M.
28	NORTH DAKOTA	1 P.M.

MARCH

1	AT TROY	6:00 P.M.
4	NOTRE DAME (1)	4:00 P.M.
5	NIAGARA (1)	11:30 A.M.
5	N.C. STATE (1)	3:30 P.M.
6	BROWN (1)	11:00 A.M.
10	OREGON	6:30 P.M.
11	HOUSTON	6:30 P.M.
12	HOUSTON	2:00 P.M.
13	HOUSTON	1:00 P.M.
15	AT SOUTHERN MISS	6:00 P.M.
18	AT LSU*	7:00 P.M.
19	AT LSU*	6:30 P.M.
20	AT LSU*	1:00 P.M.
22	UAB (2)	6:30 P.M.
25	TENNESSEE*	7:00 P.M.
26	TENNESSEE*	8:00 P.M.
27	TENNESSEE*	3:00 P.M.
29	AUBURN (3)	7:00 P.M.
31	AT GEORGIA*	6:00 P.M.

APRIL

1	AT GEORGIA*	6:00 P.M.
2	AT GEORGIA*	11:00 A.M.
5	ALCORN STATE	6:30 P.M.
6	ALCORN STATE	6:30 P.M.
8	AT KENTUCKY*	4:30 P.M.
9	AT KENTUCKY*	12:00 P.M.
10	AT KENTUCKY* S	11:00 A.M.
12	UAB	6:30 P.M.
15	OLE MISS*	7:00 P.M.
16	OLE MISS*	5:00 P.M.
17	OLE MISS*	1:00 P.M.
19	TROY	6:30 P.M.
20	SOUTH ALABAMA	6:30 P.M.
22	AT TEXAS A&M*	6:30 P.M.
23	AT TEXAS A&M*	2:00 P.M.
24	AT TEXAS A&M*	1:00 P.M.
26	AT SAMFORD	6:00 P.M.
28	MISSISSIPPI STATE*	6:30 P.M.
29	MISSISSIPPI STATE*	7:00 P.M.
30	MISSISSIPPI STATE*	3:00 P.M.

MAY

6	AUBURN*	7:00 P.M.
7	AUBURN*	6:00 P.M.
8	AUBURN*	3:00 P.M.
13	AT ARKANSAS*	6:30 P.M.
14	AT ARKANSAS*	6:00 P.M.
15	AT ARKANSAS*	1:00 P.M.
17	SAMFORD	6:30 P.M.
19	SOUTH CAROLINA*	7:00 P.M.
20	SOUTH CAROLINA*	7:00 P.M.
21	SOUTH CAROLINA*	2:00 P.M.
23-29	SEC TOURNAMENT (4)	TBA

*SEC GAME • HOME GAMES IN BOLD CAPS

- (1) – USA BASEBALL-IRISH CLASSIC (CARY, N.C.)
- (2) – REGIONS FIELD (BIRMINGHAM, ALA.)
- (3) – MAX CAPITAL CITY CLASSIC (RIVERWALK STADIUM, MONTGOMERY, ALA.)
- (4) – SEC BASEBALL TOURNAMENT (HOOVER METROPOLITAN STADIUM, HOOVER, ALA.)

ALL TIMES CENTRAL AND SUBJECT TO CHANGE.



TM



ALABAMA

ALABAMA • ARKANSAS • AUBURN • FLORIDA • GEORGIA • KENTUCKY • LSU • OLE MISS

University of Alabama

Crimson Tide Quick Facts

GENERAL INFORMATION

LOCATION: Tuscaloosa, Alabama
FOUNDED: April 12, 1831
ENROLLMENT: 36,155
NICKNAME: Crimson Tide
COLORS: Crimson (PMS 201) & White
STADIUM (CAPACITY): Sewell-Thomas Stadium (8,500+)
SURFACE: Grass
DIMENSIONS: LF-335; LC-375; CF-403; RC-375; RF-335
LETTERWINNERS RETURNING/LOST: 21/9
POSITION STARTERS RETURNING/LOST: 5/4
PITCHERS RETURNING/LOST: 5/2

MEDIA INFORMATION

MAILING INFORMATION: Communications Office, Box 870391, Tuscaloosa, AL 35487
COMMUNICATIONS OFFICE PHONE: (205) 348-6084

BASEBALL CONTACT: Alex Thompson
CELL PHONE: (440) 666-7615
E-MAIL: athompson@ia.ua.edu
WEBSITE: www.RollTide.com

BASEBALL STAFF

HEAD COACH: Mitch Gaspard (UL Lafayette, 1988)
RECORD AT ALABAMA: 202-167 (6 years)
OVERALL RECORD: 412-305 (12 years)
BASEBALL OFFICE PHONE: (205) 348-4029
BASEBALL OFFICE FAX: (205) 348-2458

TEAM HISTORY

ALL-TIME RECORD: 2,529-1,545-23 (.620)
ALL-TIME SEC RECORD: 921-761-4
SEC CHAMPIONSHIPS: 14 (1934-36, 1938, 1940-42, 1947, 1950, 1955, 1968, 1983, 1996, 2006)

SEC TOURNAMENT APPEARANCES: 27 (1981-84, 1986, 1989, 1991, 1993-2000, 2002-03, 2005-11, 2013-15)
SEC TOURNAMENT RECORD: 54-50 (.519)
SEC TOURNAMENT CHAMPIONSHIPS: 7 (1983, 1995-97, 1999, 2002-03)
NCAA REGIONAL APPEARANCES: 24 (1947-48, 1950, 1955, 1968, 1983, 1986, 1991, 1995-2000, 2002-04, 2006, 2008-11, 2013-14)
NCAA REGIONAL CHAMPIONSHIPS: 7 (1950, 1983, 1996-97, 1999, 2006, 2010)
SUPER REGIONAL APPEARANCES: 3 (1999, 2006, 2010)
SUPER REGIONAL CHAMPIONSHIPS: 1 (1999)
COLLEGE WORLD SERIES APPEARANCES: 5 (1950, 1983, 1996-97, 1999)
NATIONAL CHAMPIONSHIPS: 0
ALL-TIME NCAA TOURNAMENT RECORD: 70-49 (.588)



MITCH GASPARD

Head Coach
UL Lafayette, 1988

COACHING STAFF



MITCH GASPARD
Head Coach



DAX NORRIS
Assistant Head Coach



ANDY PHILLIPS
Assistant Coach

ADMINISTRATION



STUART BELL
President



JAMES KING
Faculty Representative



BILL BATTLE
Athletics Director



MARIE ROBBINS
Senior Woman Administrator



ALEX THOMPSON
Baseball SID



NUMERICAL ROSTER

No.	Name
1	Cobie Vance
3	Daniel Cucjen
5	Chandler Avant
6	Alex Webb
7	Chandler Taylor
9	Cody Henry
10	Sam Finnerty
11	Connor Short
12	Chance Vincent
13	Tanner DeVinny
14	Gene Wood
15	Geoffrey Bramblett
16	Jake Walters
18	Keith Holcombe
19	Hunter Webb
20	Brock Love
21	Colton Freeman
22	Georgie Salem
23	Ray Castillo
24	Will Haynie
25	Ryan Blanchard
26	Dylan Duarte
27	Zac Rogers
28	Jake Hubbard
29	Nick Eicholtz
32	Matt Foster
33	Kyle Cameron
35	Jon Keller
36	Tyler McMurray
37	Zack Coker
40	Thomas Burrows
41	Taylor Poe
42	Tyler Adams
44	Davis Vainer
55	Mike Oczypok

2016 ALPHABETICAL ROSTER

No.	Name	Pos.	B/T	Ht.	Wt.	Cl.	Hometown
42	Tyler Adams	RHP	R-R	6-5	250	So.	Headland, Ala.
5	Chandler Avant	INF/OF	R-R	5-11	170	So.	Troy, Ala.
25	Ryan Blanchard	OF	R-R	6-1	205	Sr.	Irmo, S.C.
15	Geoffrey Bramblett	RHP	R-R	6-3	215	Jr.	Hoover, Ala.
40	Thomas Burrows	LHP	L-L	6-2	225	Jr.	Florence, Ala.
33	Kyle Cameron	RHP	R-R	6-5	215	Fr.	Tuscaloosa, Ala.
23	Ray Castillo	RHP	R-R	6-0	195	Sr.	Phenix City, Ala.
37	Zack Coker	INF	R-R	5-10	185	R-Fr.	Tuscaloosa, Ala.
3	Daniel Cucjen	INF	R-R	6-1	185	Sr.	Shreveport, La.
13	Tanner DeVinny	C	S-R	5-9	195	Jr.	Allen, Texas
26	Dylan Duarte	LHP	L-L	6-0	215	Fr.	Corpus Christi, Texas
29	Nick Eicholtz	RHP	R-R	6-4	200	Jr.	Odesa, Fla.
10	Sam Finnerty	OF/RHP	R-R	6-1	200	Fr.	Pelham, Ala.
32	Matt Foster	RHP	R-R	5-11	200	Jr.	Valley, Ala.
21	Colton Freeman	LHP/OF	L-L	6-1	210	Jr.	Hoover, Ala.
24	Will Haynie	C	R-R	6-5	225	Jr.	Nashville, Tenn.
9	Cody Henry	INF	S-R	6-2	230	So.	Cantonment, Fla.
18	Keith Holcombe	OF	L-L	6-3	230	Fr.	Tuscaloosa, Ala.
28	Jake Hubbard	RHP	R-R	6-2	220	Sr.	Birmingham, Ala.
35	Jon Keller	LHP	R-L	6-2	225	Sr.	Maylene, Ala.
20	Brock Love	RHP	R-R	6-2	190	Fr.	Rainbow City, Ala.
36	Tyler McMurray	RHP	R-R	6-6	230	So.	St. Louis, Mo.
55	Mike Oczypok	RHP	R-R	6-5	240	R-Jr.	Royersford, Pa.
41	Taylor Poe	C	R-R	5-9	205	Jr.	Montgomery, Ala.
27	Zac Rogers	RHP	R-R	5-10	185	So.	Goodwater, Ala.
22	Georgie Salem	OF	L-R	5-11	205	Sr.	Vestavia Hills, Ala.
11	Connor Short	INF	R-R	6-0	190	So.	Hoover, Ala.
7	Chandler Taylor	OF/INF	L-L	6-1	210	Fr.	Montgomery, Ala.
44	Davis Vainer	RHP	R-R	6-0	180	Fr.	Atlanta, Ga.
1	Cobie Vance	INF	R-R	5-8	205	Fr.	Fayetteville, N.C.
12	Chance Vincent	INF	R-R	6-4	210	Sr.	Scott, La.
16	Jake Walters	RHP	R-R	6-1	190	So.	Maylene, Ala.
6	Alex Webb	C/INF	L-R	6-0	195	Fr.	Columbia, Tenn.
19	Hunter Webb	OF	R-R	5-10	180	Jr.	Salem, Ala.
14	Gene Wood	INF/OF	L-R	6-1	170	Fr.	Flowood, Miss.



GEORGIE SALEM

- The Crimson Tide's primary center fielder has seen action in every game since arriving in Tuscaloosa and started 183 of his 184 total games
- Notched career-high marks in doubles, triples, home runs, runs scored, stolen bases and slugging percentage during the 2015 season
- Committed only one error a season ago, leading the team with a .993 fielding percentage, and owns the Alabama all-time mark for consecutive errorless games with 86
- During SEC play, led the team in stolen bases, tied for the team lead in hits and ranked second in total bases



THOMAS BURROWS

- Alabama's reliable arm on the back end, the left-handed closer has saved 18 games across his two seasons in Tuscaloosa
- Made a team-high 27 appearances out of the bullpen in 2015, maintaining a 3.22 ERA while striking out 38 batters in 36.1 innings of work
- Appeared seven times in the final month of 2015, finishing with a 1-0 record and three saves, while owning a 0.96 ERA and striking out 10 across seven appearances, all against conference opposition



GEOFFREY BRAMBLETT

- Collected a team-leading eight wins, including one complete game, across his 15 starts during his sophomore campaign
- Struck out 69 batters compared to a team-low 25 walks
- Helped the Crimson Tide claim wins in 10 of his 15 overall starts, including nine of his 14 Sunday outings last season
- Did not issue more than three walks in 13 of his 15 starts and allowed four runs or fewer in all but two of those games during the 2015 schedule



ALABAMA

ALABAMA • ARKANSAS • AUBURN • FLORIDA • GEORGIA • KENTUCKY • LSU • OLE MISS

2015 RESULTS

OVERALL: 32-28 • (H) 19-15 • (A) 11-10 • (N) 2-3
SEC: 12-18 • (H) 4-11 • (A) 8-7

FEBRUARY

	W/L	SCORE
13 U. OF MARYLAND - E. SHORE	W	6-0
14 U. OF MARYLAND - E. SHORE	W	11-0
15 U. OF MARYLAND - E. SHORE	W	19-0
20 AT HOUSTON	L	1-3
21 AT HOUSTON	L	9-14
22 AT HOUSTON	W	8-3
24 SAVANNAH STATE [DH-1]	W	4-2
24 SAVANNAH STATE [DH-2]	W	7-2
27 LOUISIANA-LAFAYETTE	W	6-4
28 LOUISIANA-LAFAYETTE	L	5-6

MARCH

1 LOUISIANA-LAFAYETTE	L	2-14
3 VS. AUBURN (1)	L	3-5
6 LIPSCOMB (2)	W	5-1
7 LIPSCOMB (2)	L	3-7
8 LIPSCOMB (2)	W	3-0
14 AT MISSISSIPPI STATE* [DH-1]	W	10-5
14 AT MISSISSIPPI STATE* [DH-2]	L	1-4
15 AT MISSISSIPPI STATE*	W	8-4
17 SAMFORD	W	8-6
20 TEXAS A&M*	L	4-2
21 TEXAS A&M* [DH-1]	L	5-10
21 TEXAS A&M* [DH-2]	W	6-2
24 AT SOUTH ALABAMA	L	0-3
27 AT FLORIDA* [DH-1]	W	12-9 (10)
27 AT FLORIDA* [DH-2]	L	1-8
28 AT FLORIDA*	L	4-7
31 VS. UAB (3)	W	7-2

APRIL

2 LSU*	L	5-8 (16)
3 LSU*	L	2-6
4 LSU*	L	4-6 (13)
7 AT SAMFORD	W	12-1
10 GEORGIA*	W	7-6 (11)
11 GEORGIA*	L	1-8
12 GEORGIA*	W	5-2
14 UAB	W	5-1
17 AT MISSOURI*	L	3-4
18 AT MISSOURI* [DH-1]	W	6-0
18 AT MISSOURI* [DH-2]	L	3-5
21 MISSISSIPPI VALLEY STATE [DH-1]	W	3-1
21 MISSISSIPPI VALLEY STATE [DH-2]	W	16-5
25 AT OLE MISS* [DH-1]	L	2-10
25 AT OLE MISS* [DH-2]	L	0-4
26 AT OLE MISS*	W	13-4
28 SOUTHERN MISS	L	2-6 (7)
30 ARKANSAS*	L	1-5

MAY

1 Arkansas*	L	4-8
2 Arkansas*	L	0-4
5 ALABAMA A&M [DH-1]	W	7-2
5 ALABAMA A&M [DH-2]	W	7-2
8 AT AUBURN*	W	4-2
9 AT AUBURN*	W	7-6
10 AT AUBURN*	W	14-4
12 MERCER (4)	W	5-3
14 VANDERBILT*	L	1-2
15 VANDERBILT*	L	5-7
16 VANDERBILT*	W	1-0
19 VS. OLE MISS (5)	W	6-1
20 VS. TEXAS A&M (5)	L	3-4
21 VS. MISSOURI (5)	W	4-3
22 VS. VANDERBILT (5)	L	1-16 (7)

*SEC GAME • HOME GAMES IN BOLD CAPS
2015 HOME GAMES WILL BE PLAYED AT THE HOOVER METROPOLITAN STADIUM (HOOVER, ALA.)
(1) - CAPITAL CITY CLASSIC (RIVERWALK STADIUM, MONTGOMERY, ALA.)
(2) - HANK AARON STADIUM (MOBILE, ALA.)
(3) - REGIONS FIELD (BIRMINGHAM, ALA.)
(4) - JOE W. DAVIS MUNICIPAL STADIUM (HUNTSVILLE, ALA.)
(5) - SEC TOURNAMENT (HOOVER, ALA.)

TEAM INFORMATION

(All games Sorted by Batting avg)

Record: 32-28 Home: 19-15 Away: 11-10 Neutral: 2-3 SEC: 12-18

Player	AVG	GP	GS	AB	R	H	2B	3B	HR	RBI	TB	SLG%	BB	HBP	SO	GDP	OB%	SF	SH	SB	ATT	PO	A	E	FLD%
MIKEY WHITE	.339	60	60	218	48	74	19	6	4	35	117	.537	31	13	47	3	.444	4	2	8	9	87	177	10	.964
CASEY HUGHSTON	.332	60	60	235	39	78	14	4	6	44	118	.502	22	2	55	1	.389	3	1	12	14	115	5	2	.984
JC WILHITE	.307	56	51	189	21	58	7	2	2	23	75	.397	10	5	31	2	.356	1	6	2	2	6	4	0	1.000
KYLE OVERSTREET	.281	60	60	235	41	66	12	1	2	38	86	.366	20	1	34	5	.335	4	1	1	4	130	146	5	.982
GEORGIE SALEM	.276	60	59	243	40	67	12	4	3	25	96	.395	18	4	51	4	.336	0	5	17	20	142	3	1	.993
CODY HENRY	.276	48	42	156	20	43	12	0	2	24	59	.378	26	2	42	0	.386	0	0	0	1	291	14	2	.992
CHANDLER AVANT	.266	59	57	248	31	66	8	0	0	21	74	.298	17	5	42	1	.324	2	6	11	14	75	72	4	.974
CHANCE VINCENT	.237	51	51	186	22	44	7	1	2	24	59	.317	16	6	31	4	.313	3	2	4	7	251	69	6	.982
WILL HAYNIE	.195	53	51	169	26	33	9	0	8	29	66	.391	21	5	80	1	.299	2	5	1	2	376	51	5	.988
TAYLOR POE	.250	14	6	24	2	6	2	0	0	3	8	.333	1	1	6	0	.286	2	0	0	0	67	7	2	.974
DANIEL CUCJEN	.244	19	9	41	5	10	2	0	0	5	12	.293	1	2	13	0	.295	0	1	2	3	0	10	3	.769
RYAN BLANCHARD	.222	16	7	36	4	8	0	0	0	3	8	.222	1	0	14	1	.243	0	0	0	0	11	0	0	1.000
RILEY COLBURN	.216	39	24	88	14	19	1	0	0	9	20	.227	4	6	28	0	.296	0	1	3	5	40	1	2	.953
WILLIAM ELLIOTT	.167	12	3	18	1	3	0	0	0	1	3	.167	3	0	9	1	.286	0	0	0	0	1	0	0	1.000
COLTON FREEMAN	0	9	0	3	1	0	0	0	0	0	0	0	1	0	2	0	.250	0	0	0	0	2	0	0	1.000
GEORFFY BRAMBLETT	0	15	15	0	0	0	0	0	0	0	0	0	0	0	0	0	0	0	0	0	0	3	14	3	.850
JAY SHAW	0	19	0	0	0	0	0	0	0	0	0	0	0	0	0	0	0	0	0	0	0	3	4	1	.875
MITCH GREER	0	18	0	0	0	0	0	0	0	0	0	0	0	0	0	0	0	0	0	0	0	1	2	0	1.000
THOMAS BURROWS	0	27	0	0	0	0	0	0	0	0	0	0	0	0	0	0	0	0	0	0	0	1	4	1	.833
JAKE HUBBARD	0	10	2	0	0	0	0	0	0	0	0	0	0	0	0	0	0	0	0	0	0	1	4	1	.833
ZAC ROGERS	0	6	0	0	0	0	0	0	0	0	0	0	0	0	0	0	0	0	0	0	0	0	4	0	1.000
JAKE WALTERS	0	15	10	0	0	0	0	0	0	0	0	0	0	0	0	0	0	0	0	0	0	5	8	4	.765
NICK EICHLITZ	0	7	5	0	0	0	0	0	0	0	0	0	0	0	0	0	0	0	0	0	0	1	2	1	.750
TYLER MCMURRAY	0	2	0	0	0	0	0	0	0	0	0	0	0	0	0	0	0	0	0	0	0	1	1	0	1.000
TYLER ADAMS	0	1	0	0	0	0	0	0	0	0	0	0	0	0	0	0	0	0	0	0	0	0	0	0	0
ALEX WATKINS	0	16	2	0	0	0	0	0	0	0	0	0	0	0	0	0	0	0	0	0	0	3	5	0	1.000
WILL CARTER	0	13	11	0	0	0	0	0	0	0	0	0	0	0	0	0	0	0	0	0	0	2	8	1	.909
TAYLOR GUILBEAU	0	15	15	0	0	0	0	0	0	0	0	0	0	0	0	0	0	0	0	0	0	2	17	1	.950
RAY CASTILLO	0	24	0	0	0	0	0	0	0	0	0	0	0	0	0	0	0	0	0	0	0	0	5	1	.833
TOTALS	.275	60	60	2089	315	575	105	20	27	285	801	.383	192	52	485	23	.348	21	30	61	81	1617	637	56	.976
OPPONENTS	.255	60	60	1998	271	510	98	10	28	244	712	.356	248	43	479	42	.347	19	44	62	90	1590	598	72	.968

LOB - Team (479), Opp (465). DPs turned - Team (57), Opp (36). CI - Team (1), Haynie 1. IBB - Team (9), White 4, Haynie 2, Hughston 1, Henry 1, Overstreet 1, Opp (7). Picked off - Salem 2, Hughston 2, Colburn 1, Avant 1, Henry 1, Poe 1.

(All games Sorted by Earned run avg)

Player	ERA	W	L	APP	GS	CG	SHO	CBO	SV	IP	H	R	ER	BB	SO	2B	3B	HR	AB	B/Avg	WP	HBP	BK	SFA	SHA
Taylor Guilbeau	3.69	3	6	15	15	1	0	1	0	92.2	81	40	38	44	79	15	0	3	334	.243	7	4	0	1	8
Geoffrey Bramblett	3.81	8	3	15	15	1	0	3	0	89.2	88	40	38	25	69	13	2	11	337	.261	4	11	1	0	6
Will Carter	5.03	4	6	13	11	0	0	2	0	62.2	75	40	35	31	41	13	1	1	248	.302	7	2	0	3	8
Tyler Adams	0	0	0	1	0	0	0	0	0	1.0	0	0	0	1	2	0	0	0	3	0	1	1	0	0	0
Colton Freeman	2.25	0	0	5	0	0	0	0	0	4.0	1	1	1	6	6	0	0	0	14	.071	3	0	1	0	0
Ray Castillo	3.12	3	1	24	0	0	0	1	4	49.0	41	17	17	16	46	9	0	2	176	.233	2	5	0	4	1
Thomas Burrows	3.22	1	3	27	0	0	0	4	7	36.1	33	16	13	15	38	2	1	2	131	.252	5	3	0	2	2
Jake Walters	3.36	4	4	15	10	0	0	1	1	56.1	49	27	21	27	62	13	3	0	210	.233	5	0	1	2	4
Nick Eicholtz	3.65	3	1	7	5	0	0	0	1	24.2	21	10	10	17	25	3	0	2	88	.239	3	5	0	0	1
Mitch Greer	3.86	1	1	18	0	0	0	1	0	21.0	14	9	9	10	18	3	0	1	71	.197	1	4	0	1	1
JC Wilhite	3.86	0	1	11	0	0																			

2016 SCHEDULE

FEBRUARY

19	CENTRAL MICHIGAN	3:05 P.M.
20	CENTRAL MICHIGAN	2:05 P.M.
21	CENTRAL MICHIGAN	12:05 P.M.
23	MISSISSIPPI VALLEY ST.	3:05 P.M.
24	MISSISSIPPI VALLEY ST.	3:05 P.M.
26	RICE<	7:00 P.M.
27	UNIVERSITY OF HOUSTON<	3:30 P.M.
28	TEXAS TECH<	11:00 A.M.

MARCH

2	LOUISIANA TECH	3:05 P.M.
4	EASTERN ILLINOIS	3:05 P.M.
5	EASTERN ILLINOIS	12:05 P.M.
6	EASTERN ILLINOIS	1:05 P.M.
8	GONZAGA	3:05 P.M.
9	GONZAGA	3:05 P.M.
11	WESTERN ILLINOIS	3:05 P.M.
12	WESTERN ILLINOIS	2:05 P.M.
13	WESTERN ILLINOIS	1:05 P.M.
15	GRAMBLING UNIVERSITY	6:35 P.M.
16	GRAMBLING UNIVERSITY	3:05 P.M.
18	AT SOUTH CAROLINA*	6:30 P.M.
19	AT SOUTH CAROLINA*	3:00 P.M.
20	AT SOUTH CAROLINA*	12:30 P.M.
25	AUBURN*	6:35 P.M.
26	AUBURN*	6:05 P.M.
27	AUBURN*	1:05 P.M.
29	AT OKLAHOMA STATE	6:00 P.M.

APRIL

1	MISSOURI*	6:35 P.M.
2	MISSOURI*	7:30 P.M.
3	MISSOURI*	12:30 P.M.
6	AT MEMPHIS~	6:30 P.M.
8	AT OLE MISS*	6:30 P.M.
9	AT OLE MISS*	7:00 P.M.
10	AT OLE MISS*	12:00 P.M.
12	VS. LOUISIANA MONROE ^	6:35 P.M.
14	FLORIDA*	8:00 P.M.
15	FLORIDA*	6:35 P.M.
16	FLORIDA*	2:05 P.M.
19	CREIGHTON	6:00 P.M.
21	AT KENTUCKY*	6:00 P.M.
22	AT KENTUCKY*	6:30 P.M.
23	AT KENTUCKY*	NOON
26	OKLAHOMA STATE	6:35 P.M.
29	TEXAS A&M*	6:35 P.M.
30	TEXAS A&M*	2:00 P.M.

MAY

1	TEXAS A&M*	1:00 P.M.
3	AT MISSOURI STATE	6:35 P.M.
6	AT LSU*	7:00 P.M.
7	AT LSU*	6:30 P.M.
8	AT LSU*	1:00 P.M.
13	ALABAMA*	6:35 P.M.
14	ALABAMA*	6:05 P.M.
15	ALABAMA*	1:05 P.M.
17	MISSOURI STATE	6:35 P.M.
19	AT MISSISSIPPI STATE*	6:30 P.M.
20	AT MISSISSIPPI STATE*	6:30 P.M.
21	AT MISSISSIPPI STATE*	5:00 P.M.
24-29	SEC TOURNAMENT	TBA

*SEC GAME • HOME GAMES IN BOLD CAPS

< GAMES PLAYED AT MINUTE MAID PARK (HOUSTON, TEXAS)

~ GAME PLAYED AT AUTOZONE PARK (MEMPHIS, TENN.)

^ GAME PLAYED AT DICKEY-STEPHENS PARK (N. LITTLE ROCK, ARK.)

ALL TIMES CENTRAL AND SUBJECT TO CHANGE.

ARKANSAS





ARKANSAS

ALABAMA • ARKANSAS • AUBURN • FLORIDA • GEORGIA • KENTUCKY • LSU • OLE MISS

University of Arkansas Razorback Quick Facts

GENERAL INFORMATION

LOCATION: Fayetteville, Arkansas
FOUNDED: 1871
ENROLLMENT: 26,754
NICKNAME: Razorbacks
COLORS: Cardinal (PMS 202) and White
STADIUM (CAPACITY): Baum Stadium at George Cole Field (10,737 – 8,237 Chairbacks)
SURFACE: Grass
DIMENSIONS: LL-320; LC-375; CF-400; RC-365; RL-320
LETTERMEN RETURNING/LOST: 15/15
POSITION STARTERS (INCLUDING DH) RETURNING/LOST: 4/5
PITCHERS RETURNING/LOST: 5/7

MEDIA INFORMATION

MAILING ADDRESS: Arkansas Athletic Communications, P.O. Box 7777, Fayetteville, AR 72702

ATHLETIC DEPARTMENT PHONE:

(479) 575-6533

BASEBALL CONTACT: Patrick Pierson

CELL PHONE: (479) 387-8569

E-MAIL: pspierse@uark.edu

PRESS BOX PHONE (MEDIA ONLY):

(479) 575-4141

WEBSITE: ArkansasRazorbacks.com

BASEBALL STAFF

HEAD COACH: Dave Van Horn (Arkansas, 1988)

RECORD AT ARKANSAS: 524-295 (.640 — 13 seasons)

OVERALL RECORD: 1,109-535 (.675 — 27 seasons)

BASEBALL OFFICE PHONE: (479) 575-3655

BASEBALL OFFICE FAX: (479) 575-5223

TEAM HISTORY

ALL-TIME RECORD: 2,077-1,315-6 (.612)

ALL-TIME SEC RECORD: 354-337 (.512 — 24 years)

SEC CHAMPIONSHIPS: 2 (1999, 2004)

SEC TOURNAMENT APPEARANCES: 20 (1992-99, 2002-07, 2009-14)

SEC TOURNAMENT RECORD: 28-37 (.431 — 21 years)

SEC TOURNAMENT CHAMPIONSHIPS: None

NCAA REGIONAL APPEARANCES: 27 (1973, 1979-80, 1983, 1985-90, 1995-96, 1998-99, 2002-14)

NCAA REGIONAL CHAMPIONSHIPS: 9 (1979, 1985, 1987, 1989, 2002, 2004, 2009-10, 2012, 2015)

SUPER REGIONAL APPEARANCES: 6 (2002, 2004, 2009-10, 2012, 2015)

SUPER REGIONAL CHAMPIONSHIPS: 3 (2004, 2009, 2012)


COLLEGE WORLD SERIES APPEARANCES: 8 (1979, 1985, 1987, 1989, 2004, 2009, 2012, 2015)

NATIONAL CHAMPIONSHIPS: 0

ALL-TIME NCAA TOURNAMENT RECORD: 71-61 (.538)

DAVE VAN HORN

Head Coach
Arkansas, 1988



COACHING STAFF



DAVE VAN HORN
Head Coach



TONY VITELLO
Assist. Coach/Recruiting Coord.



DAVE JORN
Pitching Coach

ADMINISTRATION



DR. JOSEPH E. STEINMETZ
Chancellor



DR. SHARON HUNT
Faculty Athletic Representative



JEFF LONG
Athletics Director



JULIE CROMER
Senior Associate AD/
Senior Women's Administrator



PATRICK PIERSON
Baseball SID

NUMERICAL ROSTER

No.	Name
1	Rick Nomura
3	Michael Bernal
5	Cody Scroggins
7	Darien Simms
8	Eric Cole
9	Clark Eagan
10	Josh Alberius
11	Keaton McKinney
13	Ty Harris
14	Doug Willey
15	Jake Arledge
16	Blaine Knight
17	Luke Bonfield
18	Anthony Dahl
19	Austin Catron
20	Carson Shaddy
21	Kacey Murphy
24	Chad Spanberger
25	Dominic Taccolini
26	Jack Benninghoff
27	Tucker Pennell
28	James Teague
29	Cullen Gassaway
30	Hunter Hart
32	Zach Jackson
33	Grant Koch
34	Jake Reindl
36	Cannon Chadwick
37	Weston Rogers
38	Jordan Rodriguez
44	Alex Gosser
45	Kevin Kopps
46	Barrett Loseke
47	Michael Brawner
55	Isaiah Campbell

2016 ALPHABETICAL ROSTER

No.	Name	Pos.	B/T	Ht.	Wt.	Cl.	Hometown
10	Josh Alberius	INF/RHP	R/R	5-11	170	R-Jr.	Little Rock, Ark.
15	Jake Arledge	OF	R/R	5-9	180	Jr.	Huntington Beach, Calif.
26	Jack Benninghoff	OF	R/R	5-11	200	R-Fr.	Overland Park, Kan.
3	Michael Bernal	INF	R/R	5-11	190	R-Sr.	El Paso, Texas
17	Luke Bonfield	OF	R/R	6-3	200	So.	Skillman, N.J.
47	Michael Brawner	LHP	L/L	6-3	200	Fr.	Victoria, Texas
55	Isiah Campbell	RHP	R/R	6-4	230	Fr.	Olathe, Kan.
19	Austin Carlton	OF/1B	S/L	6-1	210	Jr.	Stilwell, Okla.
36	Cannon Chadwick	RHP	R/R	6-0	195	Jr.	Paris, Texas
8	Eric Cole	OF	S/R	5-11	190	Fr.	Southlake, Texas
18	Anthony Dahl	RHP	R/R	6-4	195	Fr.	Angleton, Texas
9	Clark Eagan	INF/OF	L/R	6-2	200	Jr.	Appleton, Wis.
29	Cullen Gassaway	INF	R/R	6-2	220	Sr.	Bedford, Texas
44	Alex Gosser	C	L/R	6-0	215	Jr.	North Little Rock, Ark.
13	Ty Harris	LHP	L/L	6-1	180	Fr.	Rogers, Ark.
30	Hunter Hart	RHP	R/R	6-3	190	So.	St. Joseph, Ill.
32	Zach Jackson	RHP	R/R	6-4	215	Jr.	Berryhill, Okla.
16	Blaine Knight	RHP	R/R	6-3	165	Fr.	Bryant, Ark.
33	Grant Koch	C/OF	R/R	6-0	195	Fr.	Fayetteville, Ark.
45	Kevin Kopps	RHP	R/R	6-0	195	Fr.	Sugar Land, Texas
46	Barrett Loseke	RHP	R/R	6-0	170	Fr.	Tulsa, Okla.
35	Jackson Lowery	RHP	R/R	6-0	180	R-Sr.	Little Rock, Ark.
11	Keaton McKinney	RHP	R/R	6-5	230	So.	Ankeny, Iowa
21	Kacey Murphy	LHP	L/L	6-0	190	Fr.	Rogers, Ark.
1	Rick Nomura	INF	S/R	5-9	175	Sr.	Waipahu, Hawaii
27	Tucker Pennell	C	R/R	6-2	200	Sr.	Georgetown, Texas
34	Jake Reindl	RHP	R/R	6-1	190	Fr.	Fayetteville, Ark.
38	Jordan Rodriguez	LHP	L/L	5-11	190	Jr.	Houston, Texas
37	Weston Rogers	LHP	L/L	6-4	215	Fr.	Springdale, Ark.
5	Cody Scroggins	INF	R/R	6-0	175	Fr.	Bentonville, Ark.
20	Carson Shaddy	3B/C/OF	R/R	5-11	185	R-So.	Fayetteville, Ark.
7	Darien Simms	OF	L/L	5-7	165	R-Fr.	Spring, Texas
24	Chad Spanberger	C/INF/OF	L/R	6-3	235	So.	Granite City, Ill.
25	Dominic Taccolini	RHP	R/R	6-3	230	Jr.	Sugar Land, Texas
28	James Teague	RHP	R/R	6-0	185	Jr.	Bartlesville, Okla.
14	Doug Willey	RHP	R/R	6-2	220	Sr.	Shelburne, N.H.



MICHAEL BERNAL

- Became the everyday shortstop in 2015, hitting .269 with five doubles, four home runs and 30 runs batted in.
- Named to the Stillwater Regional All-Tournament team and owned the team's longest hitting streak during the season at 14 games.
- Hit two grand slams, clearing the bases against Eastern Illinois and Texas A&M.



KEATON MCKINNEY

- Named a Louisville Slugger Freshman All-American and to the SEC All-Freshman squad after going 5-0 with a 2.90 ERA in conference play.
- Only player in the conference to earn SEC Pitcher of the Week and SEC Freshman of the Week in 2015.
- Was the only Arkansas starter in 2015 to record a complete game with two and set the program freshman record with 18 starts on the mound.



ZACH JACKSON

- Recorded 89 strikeouts in 60 innings of work in 2015, highlighted by 10 in 12 outs recorded in the Still Water Regional.
- Sent Arkansas to the College World Series with 3.2 innings of one-hit ball in the decisive Super Regional game against Missouri State, setting down 11 in a row with six strikeouts.
- Went 5-1 with nine saves and a 2.10 ERA en route to being named to the All-SEC first team.



ARKANSAS

ALABAMA • ARKANSAS • AUBURN • FLORIDA • GEORGIA • KENTUCKY • LSU • OLE MISS

2015 SCHEDULE

OVERALL: 40-25 • (H) 23-12 • (A) 13-6 • (N) 17-12
SEC: 17-12

FEBRUARY	W/L	SCORE
13 NORTH DAKOTA	W	11-4
14 NORTH DAKOTA (DH-1)	W	13-2
14 NORTH DAKOTA (DH-2)	W	12-1
20 VS. UCF	L	5-9
21 AT SOUTH ALABAMA	W	7-0
22 VS. MARYLAND	L	6-13

MARCH	W/L	SCORE
2 EASTERN ILLINOIS (DH-1)	W	4-1
2 EASTERN ILLINOIS (DH-2)	W	8-1
3 EASTERN ILLINOIS	W	7-0
6 LOYOLA MARYMOUNT	W	2-1
7 LOYOLA MARYMOUNT	W	13-7
8 LOYOLA MARYMOUNT	L	0-9
10 GONZAGA	L	2-6
11 GONZAGA	L	5-15
14 AT VANDERBILT* [DH-1]	L	7-8 (12)
14 AT VANDERBILT* [DH-2]	L	1-9
15 AT VANDERBILT*	L	0-1
17 SOUTHEAST MISSOURI ST.	W	4-3
18 SOUTHEAST MISSOURI ST.	L	11-12
19 LSU*	W	5-1
20 LSU*	L	3-16
21 LSU*	L	4-7
24 VS. MEMPHIS (1)	L	4-5
25 AT MEMPHIS	W	7-3
26 OLE MISS*	W	10-3
27 OLE MISS*	L	4-5
28 OLE MISS*	W	5-2
31 MISSOURI STATE	L	0-2

APRIL	W/L	SCORE
3 AT AUBURN*	W	10-7
4 AT AUBURN*	L	2-3
5 AT AUBURN*	W	6-4
7 MISSISSIPPI VALLEY ST.	W	8-1
8 MISSISSIPPI VALLEY ST.	W	14-0
10 KENTUCKY*	W	5-3
11 KENTUCKY*	L	4-16
12 KENTUCKY*	W	7-3
14 STEPHEN F. AUSTIN	W	8-2
15 STEPHEN F. AUSTIN	W	15-3
18 AT TEXAS A&M* [DH-1]	L	6-13
18 AT TEXAS A&M* [DH-2]	W	9-8
19 AT TEXAS A&M*	W	8-2 (7)
24 MISSISSIPPI STATE*	W	7-6
25 MISSISSIPPI STATE*	W	6-1
26 MISSISSIPPI STATE*	L	1-2
30 AT ALABAMA* (2)	W	5-1

MAY	W/L	SCORE
1 AT ALABAMA* (2)	W	8-4
2 AT ALABAMA* (2)	W	4-0
8 TENNESSEE*	L	4-5
10 TENNESSEE*	W	5-2 (7)
12 AT CREIGHTON	W	6-2
14 AT GEORGIA*	L	1-10
15 AT GEORGIA*	W	9-0
16 AT GEORGIA*	W	8-1
19 VS. TENNESSEE (3)	W	2-1
20 VS. FLORIDA (3)	W	7-6
21 VS. LSU (3)	L	5-10
22 VS. FLORIDA (3)	L	0-10
29 VS. ORAL ROBERTS (4)	W	8-6
30 AT OKLAHOMA STATE (4)	W	7-5
31 VS. ST. JOHN'S (4)	W	4-3

JUNE	W/L	SCORE
5 MISSOURI STATE (5)	W	18-4
6 MISSOURI STATE (5)	L	1-3
7 MISSOURI STATE (5)	W	3-2
13 VS. VIRGINIA (6)	L	5-3
15 VS. MIAMI (6)	L	4-3

*SEC Game • Home Games in **BOLD CAPS**
 (1) - GAME PLAYED AT DICKEY-STEPHENS PARK (N. LITTLE ROCK, ARK.)
 (2) - HOOVER METROPOLITAN STADIUM (HOOVER, ALA.)
 (3) - SEC TOURNAMENT (HOOVER, ALA.)
 (4) - NCAA REGIONAL (STILLWATER, OKLA.)
 (5) - NCAA SUPER REGIONAL (FAYETTEVILLE, ARK.)
 (6) - COLLEGE WORLD SERIES

TEAM INFORMATION

(All games Sorted by Batting avg)

Record: 40-25 Home: 23-12 Away: 13-6 Neutral: 4-7 SEC: 17-12

Player	AVG	GP	GS	AB	R	H	2B	3B	HR	RBI	TB	SLG%	BB	HBP	SO	GDP	OB%	SF	SH	SB	ATT	PO	A	E	FLD%
Andrew Benintendi	.376	65	64	226	62	85	13	2	20	57	162	.717	50	5	32	2	.488	6	1	24	28	116	2	3	.975
Tyler Spoon	.327	64	63	245	38	80	20	1	6	54	120	.490	13	6	33	7	.365	7	2	10	12	115	5	1	.992
Rick Nomura	.298	57	50	188	39	56	11	1	4	20	81	.431	20	4	25	4	.370	4	0	3	5	84	163	3	.988
Clark Eagan	.288	60	56	229	45	66	13	4	2	31	93	.406	21	8	37	4	.364	3	4	2	6	424	26	4	.991
Brett McAfee	.287	50	41	157	26	45	6	0	2	23	57	.363	11	3	38	3	.339	3	2	3	4	39	76	5	.958
Bobby Wernes	.279	65	64	233	50	65	7	6	5	27	99	.425	28	8	35	7	.374	1	5	3	4	33	115	8	.949
Joe Serrano	.278	60	57	227	46	63	13	1	4	35	90	.396	34	2	45	5	.375	1	4	6	8	119	4	1	.992
Michael Bernal	.269	56	55	175	23	47	5	0	4	30	64	.366	29	10	40	7	.398	2	5	2	7	109	162	11	.961
Carson Shaddy	.337	44	14	89	15	30	5	1	3	19	46	.517	9	5	26	4	.427	0	0	1	2	132	19	7	.956
Cullen Gassaway	.283	24	15	53	8	15	3	0	3	10	27	.509	8	1	17	1	.381	1	0	0	0	111	6	1	.992
Chad Spanberger	.252	42	27	107	8	27	5	2	0	21	36	.336	12	2	31	1	.336	1	1	1	1	33	3	0	1.000
Alex Gosser	.240	31	17	50	3	12	2	0	0	2	14	.280	5	0	11	4	.309	0	1	0	1	99	11	0	1.000
Tucker Pennell	.200	44	38	95	9	19	3	0	0	7	22	.232	7	3	22	3	.271	2	4	0	0	258	38	5	.983
Luke Bonfield	.177	28	17	62	11	11	1	0	0	7	12	.194	16	0	18	1	.346	0	0	0	0	4	0	0	1.000
Max Hogan	.091	14	6	22	4	2	0	0	0	0	2	.091	10	0	5	1	.375	0	0	0	0	4	1	1	.833
TOTALS	.288	65	65	2164	387	623	107	18	53	343	925	.427	273	57	418	54	0.377	31	29	55	78	1712	728	63	.975
OPPONENTS	.256	65	65	2120	304	543	80	6	35	275	740	.349	282	70	484	49	0.359	23	33	76	112	1668	672	75	.969

LOB - Team (501), Opp (513). DPs turned - Team (64), Opp (65). CI - Team (1), T. Pennell 1, Opp (2), IBB - Team (9), A. Benintendi 5, B. Wernes 2, M. Bernal 1, T. Pennell 1, Opp (6). Picked off - A. Benintendi 5, C. Eagan 2, M. Bernal 1, L. Bonfield 1, C. Spanberger 1, C. Shaddy 1, B. McAfee 1.

(All games Sorted by Earned run avg)

Player	ERA	W	L	APP	GS	CG	SHO	CBO	SV	IP	H	R	ER	BB	SO	2B	3B	HR	AB	B/Avg	WP	HBP	BK	SFA	SHA
Keaton McKinney	3.21	6	2	21	18	2	1	2	0	87.0	71	34	31	38	46	10	0	6	316	.225	4	6	0	3	4
Dominic Taccolini	4.32	6	4	17	13	0	0	1	2	77.0	67	43	37	41	67	10	0	5	279	.240	10	10	0	1	5
Trey Killian	4.76	3	5	15	15	0	0	0	0	87.0	99	49	46	24	62	22	0	9	339	.292	2	8	0	3	6
Zach Jackson	2.10	5	1	27	3	0	0	1	9	60.0	43	18	14	38	89	4	0	2	219	.196	9	2	1	1	1
Jackson Lowery	3.22	7	1	22	3	0	0	1	0	58.2	54	26	21	21	36	7	1	3	212	.255	3	10	0	2	6
Lance Phillips	3.34	2	3	25	0	0	0	2	0	32.1	35	21	12	12	30	3	2	1	128	.273	3	7	2	2	2
James Teague	3.36	6	4	23	10	0	0	1	2	59.0	55	28	22	33	49	8	0	1	212	.259	4	4	0	4	3
Josh Alberius	3.77	1	2	22	0	0	0	0	1	31.0	31	14	13	10	20	7	1	2	118	.263	3	1	0	1	3
Jacob Stone	4.41	3	2	19	2	0	0	0	1	32.2	31	20	16	21	28	3	2	1	110	.282	1	7	2	4	2
Cannon Chadwick	7.04	1	0	12	1	0	0	2	0	15.1	20	13	12	17	10	1	0	0	58	.345	0	4	0	2	0
Jonah Patten	7.90	0	0	11	0	0	0	2	0	13.2	16	13	12	9	20	1	0	2	57	.281	4	5	3	0	1
Kyle Pate	8.64	0	0	12	0	0	0	2	0	8.1	11	9	8	9	14	1	0	1	36	.306	2	2	0	0	0
Parker Sanburn	15.58	0	1	11	0	0	0	3	0	8.2	10	16	15	9	13	3	0	2	36	.278	3	4	0	0	0
TOTALS	4.08	40	25	65	65	2	5	4	15	570.2	543	304	259	282	484	80	6	35	2120	.256	48	70	8	23	33
OPPONENTS	5.55	25	40	65	65	3	4	3	9	556.0	623	387	343	273	418	107	18	53	2164	.288	51	57	5	31	29

PB - Team (9), C. Shaddy 7, T. Pennell 2, Opp (11). Pickoffs - Team (18), K. McKinney 4, J. Teague 3, J. Stone 3, A. Gosser 2, Z. Jackson 1, J. Patten 1, T. Pennell 1, L. Phillips 1, T. Killian 1, C. Chadwick 1, Opp (11), SBA/ATT - T. Pennell (36-56), C. Shaddy (21-28), A. Gosser (19-27), J. Teague (13-17), Z. Jackson (14-17), T. Killian (8-17), D. Taccolini (9-16), K. McKinney (9-13), J. Lowery (7-9), J. Alberius (4-7), L. Phillips (4-7), J. Stone (3-4), P. Sanburn (2-2), K. Pate (1-1), C. Chadwick (1-1), J. Patten (1-1).

(All games Sorted by Fielding pct)

Player	C	PO	A	E	FLD%	DPs	SBA	CSB	SBA%	PB	CI
Alex Gosser	110	99	11	0	1.000	1	19	8	.704	0	0
Chad Spanberger	36	33	3	0	1.000	4	0	0	-	0	0
Dominic Taccolini	24	9	15	0	1.000	0	9	7	.563	0	0
James Teague	15	3	12	0	1.000	0	13	4	.765	0	0
Josh Alberius	10	2	8	0	1.000	0	4	3	.571	0	0
Cannon Chadwick	5	1	4	0	1.000	0	1	0	1.000	0	0
Zach Jackson	5	1	4	0	1.000	0	14	3	.824	0	0
Jonah Patten	4	2	2	0	1.000	0	1	0	1.000	0	0
Luke Bonfield	4	4	0	0	1.000	0	0	0	-	0	0
Joe Serrano	124	119	4	1	.992	3	0	0	-	0	0
Tyler Spoon	121	115	5	1	.992	2	0	0	-	0	0
Cullen Gassaway	118	111	6	1	.992	10	0	0	-	0	0
Clark Eagan	454	424	26	4	.991	38	0	0	-	0	0
Rick Nomura	250	84	163	3	.988	40	0	0	-	0	0
Tucker Pennell	301	258	38	5	.983	5	36	20	.643	2	1
Andrew Benintendi	121	116	2	3	.975	0	0	0	-	0	0
Michael Bernal	282	109	162	11	.961	33	0	0	-	0	0
Brett McAfee	120	39	76	5	.958	19	0	0	-	0	0
Carson Shaddy	158	132	19	7	.956	1	21	7	.750	7	0
Bobby Wernes	156	33	115	8	.949	12	0	0	-	0	0
Keaton McKinney	21	2	17	2	.905	0	9	4	.692	0	0
Lance Phillips	8	2	5	1	.875	0	4	3	.571	0	0
Max Hogan	6	4	1	1	.833	0	0	0	-	0	0
Trey Killian	17	4	10	3	.824	1	8	9			

AUBURN

2016 SCHEDULE

FEBRUARY

19	SACRAMENTO STATE	3:00 PM
20	SACRAMENTO STATE	1:00 PM
21	SACRAMENTO STATE	1:00 PM
23	KENNESAW STATE	3:00 PM
24	FLORIDA A&M	3:00 PM
26	SOUTHERN	3:00 PM
27	SOUTHERN	2:00 PM
28	SOUTHERN	1:00 PM

MARCH

1	ALABAMA A&M	3:00 PM
2	ALABAMA A&M	3:00 PM
4	TROY & ^	6:00 PM
5	MICHIGAN STATE & ^	11:00 AM
6	SOUTHERN MISS & ^	3:00 PM
8	GEORGIA TECH	4:30 PM
11	ORAL ROBERTS	3:00 PM
12	ORAL ROBERTS	2:00 PM
13	ORAL ROBERTS	1:00 PM
15	AT GEORGIA TECH	5:00 PM
18	TEXAS A&M*	6:30 PM
19	TEXAS A&M*	3:00 PM
20	TEXAS A&M*	1:00 PM
22	ALABAMA STATE	6:00 PM
25	AT ARKANSAS*	6:35 PM
26	AT ARKANSAS*	6:05 PM
27	AT ARKANSAS*	1:05 PM
29	ALABAMA % ^	7:00 PM

APRIL

1	LSU*	6:00 PM
2	LSU*	3:00 PM
3	LSU*	1:00 PM
5	GEORGIA STATE	6:00 PM
7	AT MISSOURI*	6:30 PM
8	AT MISSOURI*	6:00 PM
9	AT MISSOURI*	1:00 PM
12	AT KENNESAW STATE	5:00 PM
14	TENNESSEE*	6:00 PM
15	TENNESSEE*	6:00 PM
16	TENNESSEE*	1:00 PM
19	ALABAMA STATE	6:00 PM
22	AT OLE MISS*	6:30 PM
S23	AT OLE MISS*	2:00 PM
24	AT OLE MISS*	1:00 PM
26	SOUTH ALABAMA	6:00 PM
29	KENTUCKY*	6:00 PM
30	KENTUCKY*	6:00 PM

MAY

1	KENTUCKY*	1:00 PM
6	AT ALABAMA*	7:00 PM
7	AT ALABAMA*	6:00 PM
8	AT ALABAMA*	3:00 PM
10	TROY	6:00 PM
13	MISSISSIPPI STATE*	6:00 PM
14	MISSISSIPPI STATE*	3:30 PM
15	MISSISSIPPI STATE*	1:00 PM
17	UAB	6:00 PM
19	AT VANDERBILT*	6:30 PM
20	AT VANDERBILT*	6:30 PM
21	AT VANDERBILT*	2:00 PM
24	SEC TOURNAMENT HOOVER, ALA.	TBA

*SEC GAME • HOME GAMES IN BOLD CAPS
^ GAME AT NEUTRAL SITE
& PENSACOLA COX DIAMOND INVITATIONAL
% CAPITAL CITY CLASSIC
ALL TIMES CENTRAL AND SUBJECT TO CHANGE.



Auburn University Tiger Quick Facts

GENERAL INFORMATION

LOCATION: Auburn, Alabama

FOUNDED: October 1, 1856

ENROLLMENT: 25,134

NICKNAME: Tigers

COLORS: Burnt Orange and Navy Blue

STADIUM (CAPACITY): Samford Stadium-
Hitchcock Field at Plainsman Park (4,096)

SURFACE: Natural Grass

DIMENSIONS: LF-315; LC-335/385; CF-385;
RC-360; RF-331

LETTERWINNERS RETURNING/LOST: 19/13

POSITION STARTERS RETURNING/LOST:
11/0

PITCHERS RETURNING/LOST: 7/5

MEDIA INFORMATION

MAILING ADDRESS: P.O. Box 351; Auburn, AL
36830-0351

MEDIA RELATIONS OFFICE: (334) 844-9800

BASEBALL CONTACT: Taylor Bryan

CELL PHONE: (334) 750-3862

E-MAIL: taylor.bryan@auburn.edu

PRESS BOX PHONE: (334) 844-4138

WEBSITE: www.AuburnTigers.com

BASEBALL STAFF

HEAD COACH: Butch Thompson (Birmingham-
Southern, 1992)

RECORD AT AUBURN: First season

OVERALL RECORD: First season

BASEBALL OFFICE PHONE: (334) 844-4975

BASEBALL OFFICE FAX: (334) 844-9643

TEAM HISTORY

ALL-TIME RECORD: 1,948-1,307-6 (.597)

ALL-TIME SEC RECORD: 862-781-3 (.523)

SEC CHAMPIONSHIPS: 6 (1937, 1958, 1963,
1967, 1976, 1978)

SEC TOURNAMENT APPEARANCES: 24
(1978, 1980, 1986-95, 1997-2003, 2010-13,
2015)

SEC TOURNAMENT RECORD: 31-44 (.413)

SEC TOURNAMENT CHAMPIONSHIPS: 3
(1978, 1989, 1998)

NCAA REGIONAL APPEARANCES: 19 (1963,
1967, 1976, 1978, 1987, 1989, 1993-95,
1997-2003, 2005, 2010, 2015)

NCAA REGIONAL CHAMPIONSHIPS: 5
(1967, 1976, 1994, 1997, 1999)

SUPER REGIONAL APPEARANCES: 1 (1999)

SUPER REGIONAL CHAMPIONSHIPS: 0

COLLEGE WORLD SERIES APPEARANCES: 4
(1967, 1976, 1994, 1997)

NATIONAL CHAMPIONSHIPS: 0

ALL-TIME NCAA TOURNAMENT RECORD:
42-41 (.506)

BUTCH THOMPSON

Head Coach

*Birmingham-Southern,
1992*



COACHING STAFF



BUTCH THOMPSON
Head Coach



DOUG SISSON
Assistant Coach



BRAD BOHANNON
Assistant Coach

ADMINISTRATION



GREG DRYE
Volunteer Assistant Coach



DR. JAY GOGUE
President



MARY BOUDREAUX
Faculty Athletic Representative



JAY JACOBS
Athletics Director



MEREDITH JENKINS
Senior Woman Administrator



TAYLOR BRYAN
Baseball SID

NUMERICAL ROSTER

No.	Name
1	Blake Logan
2	Jeremy Johnson
3	Josh Palacios
4	Daino Deas
5	Melvin Gray
6	Damon Haecker
7	Keegan Thompson
8	Jonathan Foster
9	Alan Smith
10	Anfernee Grier
12	Andrew Mitchell
15	J.J. Shaffer
16	Kevin Davis
17	Cody Nulph
18	Dalton Rentz
19	Jackson Burgreen
20	Daniel Robert
21	Marc Frazier
22	Ben Craft
23	Jordan Ebert
24	Niko Buentello
25	Izaak Yarbrough
27	Justin Camp
28	Daniel Sprinkle
30	Steven Barranca
32	Casey Mize RHP
33	Keaton Weisz
34	Ben Braymer
35	Bo Decker
36	Jack McPherson
37	Andrew Autrey
38	Tavo Rodriguez
39	Gordon Cardenas
41	Sam Mason RHP
42	Gabe Klobosits
43	Kyler Deese
46	Cannon Rodgers
48	Colton Campbell
49	Cole Lipscomb

2016 ALPHABETICAL ROSTER

No.	Name	Pos.	Cl.	B-T	Ht.	Wt.	Exp.	Hometown
37	Andrew Autrey	IF	Fr.	S-R	5-10	171	HS	Mt. Brook, Ala.
30	Steven Barranca	RHP	R-So.	R-R	5-11	170	SQ	Alpharetta, Ga.
34	Ben Braymer	LHP	Jr.	L-L	6-2	222	JC	Baton Rouge, La.
24	Niko Buentello	IF	Jr.	L-R	6-4	242	JC	Lewisville, Texas
19	Jackson Burgreen	OF	Sr.	L-L	6-1	189	3L	Athens, Ala.
27	Justin Camp	RHP	R-Sr.	R-R	6-2	244	3L	Decatur, Ala.
48	Colton Campbell	LHP	Fr.	L-L	6-0	156	HS	Orlando, Fla.
39	Gordon Cardenas	RHP	Jr.	R-R	5-10	194	JC	Manhattan Beach, Calif.
22	Ben Craft	C	R-Jr.	L-R	6-2	222	1L	Birmingham, Ala.
16	Kevin Davis	RHP	Jr.	R-R	6-1	202	2L	Brewton, Ala.
4	Daino Deas	IF	Fr.	R-R	5-11	170	HS	Lilburn, Ga.
35	Bo Decker	OF	Sr.	R-R	6-1	196	1L	Clermont, Fla.
43	Kyler Deese	IF/C	R-Jr.	L-R	5-9	166	1L	Auburn, Ala.
23	Jordan Ebert	OF/IF	Sr.	R-R	6-0	182	3L	Foley, Ala.
8	Jonathan Foster	C/IF	Fr.	R-R	5-11	205	HS	LaGrange, Ga.
5	Melvin Gray	IF	Sr.	R-R	5-8	174	1L	Texarkana, Texas
10	Anfernee Grier	OF	Jr.	R-R	6-1	180	2L	Phenix City, Ala.
21	Marc Frazier	RHP	Jr.	L-R	6-1	194	TR	Newnan, Ga.
6	Damon Haecker	IF/OF	Jr.	S-R	5-11	178	2L	Altamonte Springs, Fla.
2	Jeremy Johnson	OF	Fr.	R-R	5-10	171	HS	Suwanee, Ga.
42	Gabe Klobosits	RHP	Jr.	R-R	6-7	260	JC	Katy, Texas
49	Cole Lipscomb	RHP	R-Jr.	R-R	6-1	184	2L	Prattville, Ala.
1	Blake Logan	C	Jr.	R-R	6-0	203	2L	Muscle Shoals, Ala.
41	Sam Mason	RHP	Sr.	R-R	6-2	182	1L	Beverly Hills, Calif.
36	Jack McPherson	C	Fr.	L-R	5-11	185	HS	Mt. Brook, Ala.
12	Andrew Mitchell	LHP	So.	L-L	6-1	197	JC	New Orleans, La.
32	Casey Mize	RHP	Fr.	R-R	6-3	190	HS	Springville, Ala.
17	Cody Nulph	IF	Sr.	R-R	6-0	194	1L	Placentia, Calif.
3	Josh Palacios	OF	Jr.	L-R	6-1	193	JC	Brooklyn, N.Y.
18	Dalton Rentz	RHP	Sr.	R-R	6-3	239	1L	Mobile, Ala.
20	Daniel Robert	IF	Jr.	L-R	6-5	236	2L	Hoover, Ala.
46	Cannon Rodgers	RHP	Fr.	R-R	6-5	212	HS	Birmingham, Ala.
38	Tavo Rodriguez	LHP	Jr.	L-L	6-4	215	JC	El Paso, Texas
15	J.J. Shaffer	OF	Jr.	R-R	5-10	175	2L	Auburn, Ala.
9	Alan Smith	IF	Fr.	R-R	6-1	186	HS	Ft. Payne, Ala.
28	Daniel Sprinkle	RHP	Fr.	R-R	6-4	226	HS	White Hall, Ark.
7	Keegan Thompson	RHP	Jr.	R-R	6-2	197	2L	Cullman, Ala.
25	Izaak Yarbrough	LHP	R-Jr.	L-L	5-11	203	1L	Cullman, Ala.
33	Keaton Weisz	IF	Fr.	R-R	5-9	148	HS	La Jolla, Calif.



COLE LIPSCOMB

- Returning All-SEC selection who posted an 8-2 record in 2015
- Recorded an ERA of 2.53, the third best in the SEC
- Struck out a team-best 91 batters

DANIEL ROBERT

- Led the Auburn team with 38 RBI on the season
- Finished with 18 extra-base hits including three home runs
- Made only two errors for a .996 fielding percentage despite a team-high 474 chances

JORDAN EBERT

- A career .309 hitter, Ebert has played in 163 career games
- Ebert has 75 career RBI in three seasons
- Hit .353 as a sophomore with 29 RBI

ANFERNEE GRIER

- Started all 62 games in centerfield and led team with a .323 batting average
- Rapped out 22 doubles, which was second in the SEC
- Had 24 multi-hit games and a 17-game hitting streak in 2015

2015 RESULTS

OVERALL: 36-26 • (H) 25-11 • (A) 8-11 • (N) 3-4
SEC: 13-17 • (H) 7-8 • (A) 6-9

FEBRUARY

	W/L	SCORE
13 BINGHAMTON	W	2-0
14 BINGHAMTON	L	5-11
15 BINGHAMTON	W	13-2
17 AT SOUTH ALABAMA	L	4-7
18 ALABAMA STATE	W	7-5
21 RADFORD (DH-1)	W	3-2 (10)
21 RADFORD (DH-2)	W	6-1
22 RADFORD	W	6-0 (5)
24 GEORGIA TECH	W	7-1
27 JACKSONVILLE STATE	W	6-4
28 OKLAHOMA STATE	W	9-2

MARCH

1 JACKSONVILLE STATE	L	9-10
3 ALABAMA (1)	W	5-3
6 XAVIER	W	7-2
7 XAVIER	W	3-2 (11)
8 XAVIER	W	10-6
10 SAMFORD	L	0-7
13 AT TEXAS A&M*	L	2-6
14 AT TEXAS A&M*	L	4-10
15 AT TEXAS A&M*	L	1-6
17 AT UAB (REGIONS FIELD)	W	6-4
20 VANDERBILT*	W	6-4
21 VANDERBILT* (DH-1)	L	5-10
21 VANDERBILT* (DH-2)	L	6-7 (10)
24 AT GEORGIA TECH	L	1-4
27 AT MISSISSIPPI STATE*	W	5-0
28 AT MISSISSIPPI STATE*	W	4-0
29 AT MISSISSIPPI STATE*	L	1-3
31 AT SAMFORD	W	9-4

APRIL

3 ARKANSAS*	L	7-10
4 ARKANSAS*	W	3-2
5 ARKANSAS*	L	4-6
8 GEORGIA STATE	W	4-2
10 AT LSU*	L	2-3
11 AT LSU*	W	6-1
12 AT LSU*	L	2-6
15 ALABAMA A&M (DH-1)	W	8-1
15 ALABAMA A&M (DH-2)	W	10-5
17 OLE MISS*	W	3-1
18 OLE MISS* (DH-1)	L	2-7
18 OLE MISS* (DH-2)	W	14-0
21 FLORIDA A&M	W	3-2
23 GEORGIA*	W	4-2
24 GEORGIA*	W	5-1
25 GEORGIA*	W	4-1
29 KENNESAW STATE	W	6-0

MAY

1 AT SOUTH CAROLINA*	L	1-10
2 AT SOUTH CAROLINA*	W	6-2
3 AT SOUTH CAROLINA*	W	3-0
8 ALABAMA*	L	2-4
9 ALABAMA*	L	6-7
10 ALABAMA*	L	4-14
12 MOREHEAD STATE	W	7-3
14 AT FLORIDA*	W	4-1
15 AT FLORIDA*	L	3-4
16 AT FLORIDA*	L	1-3
19 KENTUCKY (3)	W	6-3
20 LSU (3)	L	8-9
21 FLORIDA (3)	L	2-11
29 COLLEGE OF CHARLESTON (4)	L	6-7 (11)
30 MERCER (4)	W	1-0
31 COLLEGE OF CHARLESTON (4)	L	2-3

*SEC Game • Home Games in **BOLD CAPS**
(1) - CAPITAL CITY CLASSIC (RIVERWALK STADIUM, MONTGOMERY, ALA.)
(2) - HANK AARON STADIUM (MOBILE, ALA.)
(3) - SEC TOURNAMENT (HOOVER, ALA.)
(4) - NCAA REGIONAL (TALLAHASSEE, FLA.)

TEAM INFORMATION

(All games Sorted by Batting avg)

Record: 36-26 Home: 25-11 Away: 8-11 Neutral: 3-4 SEC: 13-17

Player	AVG	GP	GS	AB	R	H	2B	3B	HR	RBI	TB	SLG%	BB	HBP	SO	GDP	OB%	SF	SH	SB	ATT	PO	A	E	FLD%
Anfernee Grier	.323	62	62	254	41	82	22	3	1	20	113	.445	22	7	61	7	.391	1	3	9	16	158	0	6	.963
Melvin Gray	.304	48	43	161	30	49	8	0	1	23	60	.373	17	2	29	1	.372	3	7	18	21	68	128	8	.961
Daniel Robert	.298	57	55	205	28	61	12	3	3	38	88	.429	24	1	39	6	.368	4	1	1	5	439	33	2	.996
Damon Haecker	.271	62	61	214	35	58	8	2	1	22	73	.341	40	9	37	3	.404	2	4	1	8	98	74	5	.972
Blake Logan	.261	59	50	180	25	47	17	2	0	28	68	.378	15	6	25	5	.329	6	3	3	6	344	30	3	.992
Cody Nulph	.258	62	62	217	30	56	11	1	3	33	78	.359	13	6	47	4	.315	2	7	1	3	85	163	12	.954
Kyler Deese	.254	59	49	177	27	45	10	1	2	27	63	.356	24	5	23	3	.357	1	3	3	6	102	65	13	.928
Jordan Ebert	.254	54	39	142	25	36	4	0	3	24	49	.345	26	6	30	1	.386	2	6	7	9	51	3	2	.964
Jackson Burgreen	.281	30	15	64	7	18	1	2	0	7	23	.359	8	0	9	0	.361	0	3	5	8	43	0	0	1.000
Sam Gillikin	.271	54	30	96	8	26	4	1	1	10	35	.365	13	1	30	1	.364	0	2	5	5	39	2	0	1.000
J.J. Shaffer	.259	42	11	58	7	15	0	0	0	7	15	.259	3	5	15	1	.348	0	2	5	7	30	0	0	1.000
Austin Murphy	.245	22	18	49	11	12	1	1	0	3	15	.306	8	2	15	0	.373	0	1	3	3	0	0	0	0
Bo Decker	.243	20	9	37	6	9	4	0	0	8	13	.351	3	1	9	0	.302	2	0	0	1	25	1	0	.963
Alex Polston	.242	31	16	66	6	16	3	0	0	7	19	.288	5	0	17	3	.296	0	1	0	0	12	34	3	.939
Hunter Tackett	.239	17	15	46	6	11	3	1	2	9	22	.478	4	4	11	0	.345	1	0	1	1	0	0	0	0
Ben Craft	.222	28	16	45	7	10	1	0	0	3	11	.244	4	2	8	2	.308	1	2	0	1	109	8	0	1.000
Keegan Thompson	.182	17	15	11	2	7	2	0	1	2	7	.636	1	0	2	1	.250	0	0	0	0	7	9	2	.889
Dylan Smith	0	4	2	6	0	0	0	0	0	0	0	0	0	0	5	0	0	0	0	0	0	0	0	0	0
Ricky Negron	0	5	0	1	0	0	0	0	0	0	0	0	0	2	0	0	.667	0	0	0	0	1	0	0	1.000
Jacob Milliman	0	17	0	0	0	0	0	0	0	0	0	0	0	0	0	0	0	0	0	0	0	2	6	0	1.000
Will Thompson	0	15	0	0	0	0	0	0	0	0	0	0	0	0	0	0	0	0	0	0	0	2	0	0	1.000
Dalton Rentz	0	24	9	0	0	0	0	0	0	0	0	0	0	0	0	0	0	0	0	0	0	7	6	1	.929
Izaak Yarbrough	0	24	0	0	0	0	0	0	0	0	0	0	0	0	0	0	0	0	0	0	0	0	3	0	1.000
Kevin Davis	0	9	3	0	0	0	0	0	0	0	0	0	0	0	0	0	0	0	0	0	0	1	1	0	.500
Justin Camp	0	28	0	0	0	0	0	0	0	0	0	0	0	0	0	0	0	0	0	0	0	2	3	0	1.000
Rocky McCord	0	17	17	0	0	0	0	0	0	0	0	0	0	0	0	0	0	0	0	0	0	0	15	0	1.000
Robby Clements	0	21	4	0	0	0	0	0	0	0	0	0	0	0	0	0	0	0	0	0	0	3	5	0	1.000
Cole Lipscomb	0	16	12	0	0	0	0	0	0	0	0	0	0	0	0	0	0	0	0	0	0	6	9	2	.882
Sam Mason	0	6	1	0	0	0	0	0	0	0	0	0	0	0	0	0	0	0	0	0	0	1	0	0	1.000
Trey Wingenter	0	21	6	0	0	0	0	0	0	0	0	0	0	0	0	0	0	0	0	0	0	1	10	0	1.000
Garrett Deloney	0	1	0	0	0	0	0	0	0	0	0	0	0	0	0	0	0	0	0	0	0	1	0	0	1.000
Andrew Maxwell	0	2	0	0	0	0	0	0	0	0	0	0	0	0	0	0	0	0	0	0	0	0	0	0	0
TOTALS	.273	62	62	2029	301	553	108	18	271	752	.371	232	57	412	38	.359	25	45	62	100	1643	610	61	974	.974
OPPONENTS	.248	62	62	2085	254	517	87	12	33	229	727	.349	212	37	465	42	.326	15	27	51	68	1608	652	70	.970

LOB - Team (480), Opp (479). DPs turned - Team (46), Opp (51). CI - Team (0), Opp (1). IBB - Team (11), Ebert 4, Deese 2, Nulph 2, Gillikin 1, Robert 1, Grier 1, Opp (8). Picked off - Haecker 2, Grier 2, Shaffer 2, Robert 1, Ebert 1, Gray 1, Logan 1, Deese 1.

(All games Sorted by Earned run avg)

Player	ERA	W	L	APP	GS	CG	SHO	CBO	SV	IP	H	R	ER	BB	SO	2B	3B	HR	AB	B/Avg	WP	HBP	BK	SFA	SHA
Cole Lipscomb	2.53	8	2	16	12	1	0	2	1	92.2	75	31	26	24	91	20	2	7	347	.216	7	3	1	0	2
Dalton Rentz	2.60	3	4	24	9	0	0	1	1	62.1	63	30	18	30	52	8	0	5	244	.258	7	1	1	1	3
Keegan Thompson	3.10	7	3	12	11	2	0	3	1	69.2	61	26	24	16	62	14	3	5	260	.235	1	3	0	3	4
Rocky McCord	3.81	6	4	17	17	0	0	2	0	89.2	92	44	38	43	67	14	0	3	341	.270	7	8	0	1	7
Daniel Robert	0	0	3	0	0	0	0	0	0	.2	4	2	0	2	2	0	0	0	7	.571	1	1	0	0	0
Garrett Deloney	0	0	0	1	0	0	0	0	0	.1	1	0	0	0	0	0	0	0	2	.500	0	0	0	0	0
Justin Camp	2.33	2	1	28	0	0	0	4	8	46.1	40	14	12	24	48	7	1	1	175	.229	1	3	0	0	2
Robby Clements	3.23	5	2	21	4	0																			

FLORIDA

2016 SCHEDULE

FEBRUARY

19	FLORIDA GULF COAST	7:00 P.M.
20	FLORIDA GULF COAST	4:00 P.M.
21	FLORIDA GULF COAST	1:00 P.M.
23	EASTERN MICHIGAN	7:00 P.M.
24	EASTERN MICHIGAN +	7:00 P.M.
26	AT MIAMI (FL)	7:00 P.M.
27	AT MIAMI (FL)	7:00 P.M.
28	AT MIAMI (FL)	1:00 P.M.

MARCH

1	AT UCF	6:30 P.M.
2	UCF	7:00 P.M.
4	DARTMOUTH	7:00 P.M.
5	DARTMOUTH	4:00 P.M.
6	DARTMOUTH	12:00 P.M.
8	AT UNF	6:00 P.M.
9	UNF	7:00 P.M.
11	HARVARD	7:00 P.M.
12	HARVARD	4:00 P.M.
13	HARVARD	1:00 P.M.
15	FLORIDA STATE	7:00 P.M.
18	MISSOURI*	7:00 P.M.
19	MISSOURI*	7:00 P.M.
20	MISSOURI*	1:00 P.M.
22	FLORIDA ATLANTIC	7:00 P.M.
25	AT KENTUCKY*	6:30 P.M.
26	AT KENTUCKY*	2:00 P.M.
27	AT KENTUCKY*	1:00 P.M.
29	FLORIDA STATE #	6:00 P.M.

APRIL

1	TEXAS A&M*	7:00 P.M.
2	TEXAS A&M*	7:30 P.M.
3	TEXAS A&M*	2:00 P.M.
5	JACKSONVILLE	5:30 P.M.
8	MISSISSIPPI STATE*	5:30 P.M.
9	MISSISSIPPI STATE*	7:00 P.M.
10	MISSISSIPPI STATE*	4:00 P.M.
12	AT FLORIDA STATE	6:00 P.M.
14	AT ARKANSAS*	9:00 P.M.
15	AT ARKANSAS*	7:35 P.M.
16	AT ARKANSAS*	3:05 P.M.
19	JACKSONVILLE	7:00 P.M.
21	GEORGIA*	7:30 P.M.
22	GEORGIA*	7:00 P.M.
23	GEORGIA*	2:00 P.M.
29	AT SOUTH CAROLINA*	7:00 P.M.
30	AT SOUTH CAROLINA*	4:00 P.M.

MAY

1	AT SOUTH CAROLINA*	1:30 P.M.
3	BETHUNE-COOKMAN	7:00 P.M.
6	AT TENNESSEE*	6:00 P.M.
7	AT TENNESSEE*	4:00 P.M.
8	AT TENNESSEE*	2:00 P.M.
10	USF	7:00 P.M.
13	VANDERBILT*	7:00 P.M.
14	VANDERBILT*	4:00 P.M.
15	VANDERBILT*	1:00 P.M.
19	AT LSU*	7:30 P.M.
20	AT LSU*	7:00 P.M.
21	AT LSU*	3:00 P.M.
24-29	SEC TOURNAMENT	TBA

*SEC GAME • HOME GAMES IN BOLD CAPS
+ GAME AT NEUTRAL SITE IN LAKE LAND, FL
GAME AT NEUTRAL SITE IN JACKSONVILLE, FL
ALL TIMES EASTERN AND SUBJECT TO CHANGE.





FLORIDA

ALABAMA • ARKANSAS • AUBURN • **FLORIDA** • GEORGIA • KENTUCKY • LSU • OLE MISS

University of Florida Gator Quick Facts

GENERAL INFORMATION

LOCATION: Gainesville, Florida
FOUNDED: 1853
ENROLLMENT: 49,878
NICKNAME: Gators
COLORS: Orange (PMS 172) & Blue (PMS 287)
STADIUM (CAPACITY): Alfred A. McKethan Stadium at Perry Field (5,500)
SURFACE: Natural Grass
DIMENSIONS: LF-326; LC-365; CF-400; RC-375; RF-321
LETTERWINNERS RETURNING/LOST: 18/14
POSITION STARTERS RETURNING/LOST: 6/3
PITCHERS RETURNING/LOST: 7/9

MEDIA INFORMATION

MAILING ADDRESS: P.O. Box 14485, Gainesville, FL 32604
OFFICE PHONE: (352) 375-4683 (Ext. 6130)
BASEBALL CONTACT: John Hines
CELL PHONE: (352) 317-7386

E-MAIL: johnh@gators.ufl.edu
PRESS BOX PHONE FOR MEDIA ONLY: (352) 375-4683 (Ext. 4355, 4356)
WEBSITE: FloridaGators.com

BASEBALL STAFF

HEAD COACH: Kevin O'Sullivan (Virginia, 1991)
RECORD AT FLORIDA: 344-173 (.665 - 8 years)
OVERALL RECORD: 344-173 (.665 - 8 years)
BASEBALL OFFICE PHONE: (352) 375-4683 (Ext. 4457)
BASEBALL OFFICE FAX: (352) 381-3942

TEAM HISTORY

ALL-TIME RECORD: 2,398-1,520-24 (.611)
ALL-TIME SEC RECORD: 956-633-2 (.602) – 79 seasons
SEC CHAMPIONSHIPS: 13 (1952, 1956, 1962, 1981-82, 1984, 1988, 1996, 1998, 2005, 2010-11, 2014)
SEC TOURNAMENT APPEARANCES: 35 (1977-85, 1987-98, 2000-02, 2004-05, 2007-2015)

SEC TOURNAMENT RECORD: 62-59 (.512)
SEC TOURNAMENT CHAMPIONSHIPS: 7 (1981, 1982, 1984, 1988, 1991, 2011, 2015)
NCAA REGIONAL APPEARANCES: 31 (1958, 1960, 1962, 1977, 1979, 1981-82, 1984-85, 1988-89, 1991-92, 1994, 1996-98, 2000-05, 2008-15)
NCAA REGIONAL CHAMPIONSHIPS: 11 (1988, 1991, 1996, 1998, 2004-05, 2009-12, 2015)
SUPER REGIONAL APPEARANCES: 7 (2004-05, 2009-12, 2015)
SUPER REGIONAL CHAMPIONSHIPS: 5 (2005, 2010-12, 2015)
COLLEGE WORLD SERIES APPEARANCES: 9 (1988, 1991, 1996, 1998, 2005, 2010-12, 2015)
NATIONAL CHAMPIONSHIPS: 0
ALL-TIME NCAA TOURNAMENT RECORD: 93-66 (.585)

KEVIN O'SULLIVAN

Head Coach
*Virginia,
 1991*



COACHING STAFF



KEVIN O'SULLIVAN
Head Coach



CRAIG BELL
Assistant Coach



BRAD WEITZEL
Assistant Coach

ADMINISTRATION



DR. W. KENT FUCHS
President



DR. MICHAEL SAGAS
Faculty Representative



JEREMY FOLEY
Athletics Director



LYNDA TEALER
Senior Woman Administrator



JOHN HINES
Baseball SID

ALPHABETICAL ROSTER

No. Name

20	ALONSO, Peter (INF)
37	ANDERSON, Shaun (RHP)
14	BOWLING, Hunter (LHP)
17	BYRNE, Michael (RHP)
15	DEMURIAS, Eddy (INF/RHP)
3	DUNNING, Dane (RHP)
21	FAEDO, Alex (RHP)
29	FAHRMAN, Mike (C)
5	GUTHRIE, Dalton (INF)
9	HICKS, Christian (INF)
11	HINES, MacGregor (RHP)
26	HORVATH, Nick (OF/LHP)
6	INDIA, Jonathan (INF)
28	KOLOZSVARY, Mark (C)
13	KOWAR, Jackson (RHP)
66	LARSON, Ryan (OF)
8	LIPUT, Deacon (INF)
16	LOMBARDOZZI, Jason (INF)
27	MALDONADO, Nelson (INF/OF)
30	MOSS, Scott (LHP)
10	PUK, A.J. (LHP/1B)
23	REED, Buddy (OF)
12	REESE, Blake (INF)
25	REYES, Danny (OF)
4	RIVERA, Mike (C)
39	RUBIO, Frank (RHP)
22	SCHWARZ, JJ (C)
32	SHORE, Logan (RHP)
51	SINGER, Brady (RHP)
57	SNEAD, Kirby (LHP)
24	VASQUEZ, Jeremy (1B/OF)

2016 NUMERICAL ROSTER

No.	Name	Pos.	B/T	Ht.	Wt.	Cl.	Hometown
3	Dane Dunning	RHP	6-3	205	R/R	Jr.	Fleming Island, Fla.
4	Mike Rivera	C	5-10	200	R/R	So.	Venice, Fla.
5	Dalton Guthrie	INF	5-11	175	R/R	So.	Sarasota, Fla.
6	Jonathan India	INF	6-0	195	R/R	Fr.	Coral Springs, Fla.
8	Deacon Liput	INF	5-10	190	L/R	Fr.	Oviedo, Fla.
9	Christian Hicks	INF	6-4	210	S/R	So.	St. Augustine, Fla.
10	A.J. Puk	LHP/1B	6-7	230	L/L	Jr.	Cedar Rapids, Iowa
11	MacGregor Hines	RHP	6-0	200	R/R	Fr.	College Station, Texas
12	Blake Reese	INF	5-11	180	S/R	Fr.	Tallahassee, Fla.
13	Jackson Kowar	RHP	6-5	180	R/R	Fr.	Charlotte, N.C.
14	Hunter Bowling	LHP	6-7	215	R/L	Fr.	Lake Worth, Fla.
15	Eddy Demurias	INF/RHP	6-0	180	R/R	Fr.	Miami, Fla.
16	Jason Lombardozzi	INF	5-11	185	S/R	Sr.	Chambersburg, Pa.
17	Michael Byrne	RHP	6-2	205	R/R	Fr.	Orlando, Fla.
20	Peter Alonso	INF	6-2	225	R/R	Jr.	Tampa, Fla.
21	Alex Faedo	RHP	6-5	220	R/R	So.	Tampa, Fla.
22	JJ Schwarz	C	6-2	215	R/R	So.	Palm Beach Gardens, Fla.
23	Buddy Reed	OF	6-4	210	S/R	Jr.	Finksburg, Md.
24	Jeremy Vasquez	1B/OF	6-0	205	L/L	So.	Palm City, Fla.
25	Danny Reyes	OF	6-2	215	R/R	Fr.	Miami Springs, Fla.
26	Nick Horvath	OF/LHP	5-11	175	R/L	So.	Jupiter, Fla.
27	Nelson Maldonado	INF/OF	5-10	190	R/R	Fr.	Tampa, Fla.
28	Mark Kolozsvar	C	5-9	190	R/R	So.	Tavares, Fla.
29	Mike Fahrman	C	6-0	200	R/R	Sr.	Tampa, Fla.
30	Scott Moss	LHP	6-5	220	L/L	So.	Deltona, Fla.
32	Logan Shore	RHP	6-2	215	R/R	Jr.	Coon Rapids, Minn.
37	Shaun Anderson	RHP	6-4	225	R/R	Jr.	Coral Springs, Fla.
39	Frank Rubio	RHP	6-0	190	R/R	Jr.	Miami Shores, Fla.
51	Brady Singer	RHP	6-5	190	R/R	Fr.	Leesburg, Fla.
57	Kirby Snead	LHP	6-0	200	L/L	Jr.	Alachua, Fla.
66	Ryan Larson	OF	6-0	190	R/R	Jr.	Orlando, Fla.



A.J. PUK

- Over 17 appearances, 14 of which were starts, the lefty was 9-4 with a 3.81 ERA
- With a team-leading 104 strikeouts in 78 innings, he became the first Gator to reach the century mark in punch-outs since Bryan Augenstein totaled 105 in 2007



JJ SCHWARZ

- Named the Louisville Slugger Co-2015 Freshman Player of the Year and as the NCBWA Freshman Hitter of the Year
- Hit .332 and led the Gators in RBI (73), homers (18), doubles (16), sacrifice flies (6) and slugging percentage (.629)
- Was third in the country in RBI and fourth in homers



LOGAN SHORE

- Went 11-6 over a team-leading 19 starts, with 84 strikeouts, 24 walks and a 2.72 ERA in a team-high 112.1 innings
- Was a perfect 5-0 during the postseason and compiled a 2.43 ERA, registering 24 strikeouts and permitting five walks in 29.2 innings



FLORIDA

ALABAMA • ARKANSAS • AUBURN • FLORIDA • GEORGIA • KENTUCKY • LSU • OLE MISS

2015 RESULTS

OVERALL: 52-18 • (H) 33-6 • (A) 11-8 • (N) 8-4
SEC: 19-11 • (H) 10-5 • (A) 9-6

FEBRUARY		W/L	SCORE
13	RHODE ISLAND	W	9-1
14	RHODE ISLAND	W	22-3
15	RHODE ISLAND	W	6-1
18	AT USF	W	13-3
20	MIAMI (FL)	W	4-3
21	MIAMI (FL)	L	2-7
22	MIAMI (FL)	W	2-1
24	VS. FAU (1)	W	10-8
27	STONY BROOK	W	1-0
28	STONY BROOK	W	14-3

MARCH		W/L	SCORE
1	STONY BROOK	W	6-2
3	AT UCF	L	3-4
4	UCF	W	10-2
6	MAINE	W	5-0
7	MAINE	W	6-1
8	MAINE	W	5-3
10	FAIRFIELD	W	8-7
11	FAIRFIELD	W	6-1
13	TENNESSEE*	L	3-6
14	TENNESSEE*	W	8-3
15	TENNESSEE*	W	9-4
17	FLORIDA STATE	W	14-8
20	AT OLE MISS*	L	1-4
21	AT OLE MISS* [DH-1]	L	2-5
21	AT OLE MISS* [DH-2]	W	8-4
24	AT STETSON	W	9-6
27	ALABAMA* [DH-1]	L	9-12 (10)
27	ALABAMA* [DH-2]	W	8-1
28	ALABAMA*	W	7-4
31	VS. FLORIDA STATE (2)	L	3-8

APRIL		W/L	SCORE
3	AT MISSOURI*	W	5-1
4	AT MISSOURI*	L	1-10
5	AT MISSOURI*	L	3-5
7	STETSON	W	22-2
10	SOUTH CAROLINA*	W	14-3
11	SOUTH CAROLINA*	W	12-5
12	SOUTH CAROLINA*	W	12-2
14	AT FLORIDA STATE	L	3-4 (12)
17	AT MISSISSIPPI STATE*	W	6-3
18	AT MISSISSIPPI STATE*	W	2-1
19	AT MISSISSIPPI STATE*	W	10-5
21	BETHUNE-COOKMAN	W	2-1
24	KENTUCKY*	L	0-3
25	KENTUCKY*	L	6-7
26	KENTUCKY*	W	10-1

MAY		W/L	SCORE
1	AT GEORGIA*	L	1-11
2	AT GEORGIA*	W	3-2
3	AT GEORGIA*	W	7-4
5	USF	W	5-1
7	AT VANDERBILT*	L	0-2
8	AT VANDERBILT*	W	7-3
9	AT VANDERBILT*	W	9-7 (10)
14	AUBURN*	L	1-4
15	AUBURN*	W	4-3
16	AUBURN*	W	3-1
20	VS. ARKANSAS (3)	L	6-7
21	VS. AUBURN (3)	W	11-2
22	VS. ARKANSAS (3)	W	10-0 (7)
23	VS. LSU (3)	W	2-1
24	VS. VANDERBILT (3)	W	7-3
29	FLORIDA A&M (4)	W	19-0
30	USF (4)	W	8-2
31	FLORIDA ATLANTIC (4)	W	2-1

JUNE		W/L	SCORE
5	FLORIDA STATE (5)	W	13-5
6	FLORIDA STATE (5)	W	11-4
13	VS. MIAMI (FL) (6)	W	15-3
15	VS. VIRGINIA (6)	L	0-1
17	VS. MIAMI (FL) (6)	W	10-2
19	VS. VIRGINIA (6)	W	10-5
20	VS. VIRGINIA (6)	L	4-5

*SEC GAME • HOME GAMES IN BOLD CAPS
 (1) - JUPITER, FLA.
 (2) - JACKSONVILLE, FLA.
 (3) - SEC TOURNAMENT (HOOVER, ALA.)
 (4) - NCAA REGIONAL (GAINESVILLE, FLA.)
 (5) - NCAA SUPER REGIONAL (GAINESVILLE, FLA.)
 (6) - NCAA COLLEGE WORLD SERIES (OMAHA, NEB.)

TEAM INFORMATION

[All games Sorted by Batting avg]

Record: 52-18 Home: 33-6 Away: 11-8 Neutral: 8-4 SEC: 19-11

Player	AVG	GP	GS	AB	R	H	2B	3B	HR	RBI	TB	SLG%	BB	HBP	SO	GDP	OB%	SF	SH	SB	ATT	PO	A	E	FLD%	
Josh Tobias	.355	65	60	231	60	82	14	5	5	46	121	.524	23	12	37	2	.435	3	0	11	13	26	114	1	.993	
JJ Schwarz	.332	70	70	256	60	85	16	3	18	73	161	.629	28	4	46	5	.398	6	1	1	1	220	22	3	.988	
Ryan Larson	.305	66	51	167	28	51	5	1	1	25	61	.365	24	4	32	2	.401	2	7	7	8	84	3	1	.989	
Buddy Reed	.305	69	69	282	51	86	14	5	4	47	122	.433	27	1	56	2	.367	1	1	18	26	153	3	3	.981	
Harrison Bader	.297	67	67	256	53	76	16	1	17	66	145	.566	33	10	54	4	.393	4	2	8	13	124	9	0	1.000	
Richie Martin	.291	70	70	265	63	77	11	4	6	36	114	.430	35	16	35	7	.399	5	7	20	28	126	191	9	.972	
Dalton Guthrie	.287	69	69	282	55	81	14	1	2	26	103	.365	29	5	45	4	.362	2	0	6	12	107	189	6	.980	
Mike Rivera	.271	66	65	225	31	61	11	1	3	48	83	.369	16	9	24	6	.337	5	2	2	2	293	40	1	.997	
Mike Fahrman	.500	10	0	10	4	5	1	0	0	2	6	.600	1	0	1	0	.545	0	0	0	0	1	0	0	1.000	
Jeremy Vasquez	.339	42	29	109	11	37	7	0	2	20	50	.459	15	1	17	4	.424	0	1	1	3	94	3	5	.951	
Peter Alonso	.301	39	39	143	33	43	10	2	5	32	72	.503	18	7	22	9	.398	3	0	0	0	330	30	1	.997	
Mark Kolozsvary	.278	18	1	18	4	5	1	0	0	1	6	.333	1	0	7	0	.316	0	0	0	0	19	3	0	1.000	
A.J. Puk	.261	28	22	23	2	6	3	0	0	1	9	.391	3	0	5	0	.346	0	0	0	0	57	19	3	.962	
Taylor Lane	.250	13	0	12	2	3	1	0	0	2	4	.333	0	0	2	0	.250	0	0	0	0	3	1	0	1.000	
Logan Browning	.200	28	8	30	6	1	0	0	0	1	7	.233	1	2	6	1	.273	0	1	3	3	16	3	0	1.000	
John Sternagel	.178	22	12	45	9	8	1	1	1	8	14	.311	7	3	8	0	.327	0	1	1	1	71	9	3	.964	
Christian Hicks	.140	46	12	57	14	8	3	0	2	10	17	.298	10	1	13	1	.275	1	0	0	0	105	21	1	.992	
Jason Lombardo	.12	0	0	6	3	0	0	0	0	1	0	0	0	0	0	0	.125	1	0	2	2	0	1	0	1.000	
Taylor Lewis	.031	0	0	0	0	0	0	0	0	0	0	0	0	0	0	0	0	0	0	0	0	4	9	2	.867	
Mike Vinson	.07	0	0	0	0	0	0	0	0	0	0	0	0	0	0	0	0	0	0	0	0	1	0	0	1.000	
Eric Hanhold	.014	4	0	0	0	0	0	0	0	0	0	0	0	0	0	0	0	0	0	0	0	3	6	1	.900	
Dane Dunning	.016	14	0	0	0	0	0	0	0	0	0	0	0	0	0	0	0	0	0	0	0	2	10	1	.923	
Shaun Anderson	.016	1	0	0	0	0	0	0	0	0	0	0	0	0	0	0	0	0	0	0	0	1	5	0	1.000	
Frank Rubio	.015	0	0	0	0	0	0	0	0	0	0	0	0	0	0	0	0	0	0	0	0	1	5	0	1.000	
Kirby Snead	.028	0	0	0	0	0	0	0	0	0	0	0	0	0	0	0	0	0	0	0	0	5	7	0	1.000	
Aaron Rhodes	.017	1	0	0	0	0	0	0	0	0	0	0	0	0	0	0	0	0	0	0	0	4	4	0	1.000	
Bobby Poyner	.026	1	0	0	0	0	0	0	0	0	0	0	0	0	0	0	0	0	0	0	0	1	4	1	.833	
Brett Morales	.06	3	0	0	0	0	0	0	0	0	0	0	0	0	0	0	0	0	0	0	0	1	3	0	1.000	
Danny Young	.020	1	0	0	0	0	0	0	0	0	0	0	0	0	0	0	0	0	0	0	0	0	0	1	0	1.000
Logan Shore	.019	19	0	0	0	0	0	0	0	0	0	0	0	0	0	0	0	0	0	0	0	8	18	0	1.000	
Tyler Deel	.05	0	0	0	0	0	0	0	0	0	0	0	0	0	0	0	0	0	0	0	0	0	0	0	0	1.000
Alex Faedo	.019	12	0	0	0	0	0	0	0	0	0	0	0	0	0	0	0	0	0	0	0	6	5	0	1.000	
TOTALS	.298	70	70	2417	489	720	129	24	66	445	1095	.453	272	75	410	47	.381	33	23	80	112	1866	738	42	.984	
OPPONENTS	.232	70	70	2296	247	532	82	14	47	229	783	.341	184	52	555	41	.301	16	28	51	76	1804	748	100	.962	

LOB - Team (527), Opp (463). DPs turned - Team (50), Opp (59). IBB - Team (6), Bader 3, Martin 1, Tobias 1, Puk 1, Opp (13). Picked off - Martin 7, Reed 3, R. Larson 2, Tobias 1.

[All games Sorted by Earned run avg]

Player	ERA	W	L	APP	GS	CG	SHO	CBO	SV	IP	H	R	ER	BB	SO	2B	3B	HR	AB	B/Avg	WP	HBP	BK	SFA	SHA
Logan Shore	2.72	11	6	19	19	2	0	3	0	112.1	97	35	34	24	84	15	3	5	407	.238	6	12	0	2	4
A.J. Puk	3.81	9	4	17	14	1	1	0	0	78.0	59	36	33	35	104	8	0	8	281	.210	8	8	0	1	7
Taylor Lewis	1.33	6	2	31	0	0	0	0	7	54.0	42	15	8	15	32	4	1	2	193	.218	2	3	0	3	2
Danny Young	2.15	2	0	20	1	0	0	0	2	29.1	29	14	7	9	24	4	0	1	113	.257	2	1	0	2	2
Bobby Poyner	2.56	5	2	26	1	0	0	1	4	63.1	52	20	18	6	58	10	0	6	230	.226	2	4	1	3	3
Mike Vinson	3.00	2	0	7	0	0	0	0	0	6.0	3	2	2	3	4	1	0	0	21	.143	0	1	1	0	0
Kirby Snead	3.15	1	0	28	0	0	0	0	1	34.1	36	12	12	6	33	4	2	2	135	.267	3	1	0	0	1
Frank Rubio	3.2	0	1	15	0	0	0	1	0	19.2	20	7	7	3	6	2	0	2	73	.274	0	2	0	0	2
Alex Faedo	3.23	6	1	19	12	0	0	0	0	61.1	59	25	22	16	59	10	2	9	235	.251	5	3	0	1	1
Aaron Rhodes	3.73	2	0	17	1	0	0	0	0	31.1	21	14	13	14	31	5	3	3	110	.191	6	4	0	1	1
Dane Dunning	4.03	5	2	16	14	0	0	0	0	60.1	48	28	27	23	55	6	1	4	225	.213	9	8	0	2	2

GEORGIA

2016 SCHEDULE

FEBRUARY

19	GEORGIA SOUTHERN	5:00 PM
20	GEORGIA SOUTHERN	1:00 PM
21	GEORGIA SOUTHERN	1:00 PM
23	@ MERCER	4:00 PM
BULLDOG INVITATIONAL (CINCINNATI, SOUTH ALABAMA, WESTERN KENTUCKY)		
26	CINCY. VS. WKU	1:00 PM
26	S. ALABAMA	5:00 PM
27	WKU VS. SOUTH ALABAMA	12:00 PM
27	CINCINNATI	4:00 PM
28	S. ALABAMA VS. CINCY.	11:00 AM
28	WKU	3:00 PM

MARCH

1	CHARLESTON SOUTHERN	5:00 PM
2	CHARLESTON SOUTHERN	5:00 PM
4	WRIGHT STATE	5:00 PM
5	WRIGHT STATE	1:00 PM
6	WRIGHT STATE	12:00 PM
8	@ +CHARLOTTE	6:05 PM
9	@ CHARLOTTE	3:00 PM
11	LIPSCOMB	6:00 PM
12	LIPSCOMB	2:00 PM
13	LIPSCOMB	1:00 PM
15	@ KENNESAW STATE	5:00 PM
18	*KENTUCKY	7:00 PM
19	*KENTUCKY	2:00 PM
20	*KENTUCKY	1:00 PM
22	MERCER	6:00 PM
24	@ *MISS. STATE	7:30 PM
25	@ *MISS. STATE	7:30 PM
26	@ *MISS. STATE	3:00 PM
29	KENNESAW STATE	6:00 PM
31	*ALABAMA	7:00 PM

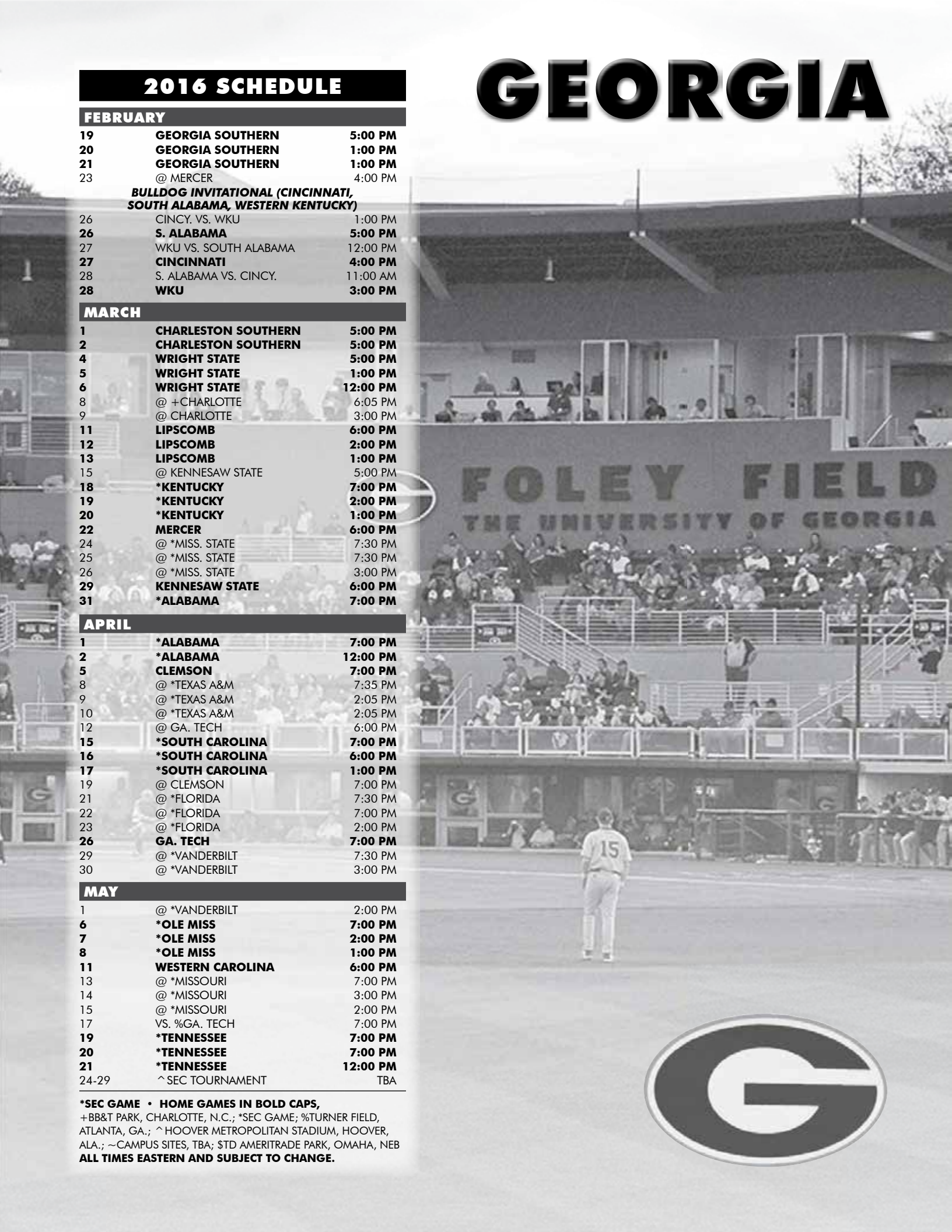
APRIL

1	*ALABAMA	7:00 PM
2	*ALABAMA	12:00 PM
5	CLEMSON	7:00 PM
8	@ *TEXAS A&M	7:35 PM
9	@ *TEXAS A&M	2:05 PM
10	@ *TEXAS A&M	2:05 PM
12	@ GA. TECH	6:00 PM
15	*SOUTH CAROLINA	7:00 PM
16	*SOUTH CAROLINA	6:00 PM
17	*SOUTH CAROLINA	1:00 PM
19	@ CLEMSON	7:00 PM
21	@ *FLORIDA	7:30 PM
22	@ *FLORIDA	7:00 PM
23	@ *FLORIDA	2:00 PM
26	GA. TECH	7:00 PM
29	@ *VANDERBILT	7:30 PM
30	@ *VANDERBILT	3:00 PM

MAY

1	@ *VANDERBILT	2:00 PM
6	*OLE MISS	7:00 PM
7	*OLE MISS	2:00 PM
8	*OLE MISS	1:00 PM
11	WESTERN CAROLINA	6:00 PM
13	@ *MISSOURI	7:00 PM
14	@ *MISSOURI	3:00 PM
15	@ *MISSOURI	2:00 PM
17	VS. %GA. TECH	7:00 PM
19	*TENNESSEE	7:00 PM
20	*TENNESSEE	7:00 PM
21	*TENNESSEE	12:00 PM
24-29	^ SEC TOURNAMENT	TBA

*SEC GAME • HOME GAMES IN BOLD CAPS,
 +BB&T PARK, CHARLOTTE, N.C.; *SEC GAME; %TURNER FIELD,
 ATLANTA, GA.; ^ HOOVER METROPOLITAN STADIUM, HOOVER,
 ALA.; ~CAMPUS SITES, TBA; \$TD AMERITRADE PARK, OMAHA, NEB
ALL TIMES EASTERN AND SUBJECT TO CHANGE.



University of Georgia Bulldogs Quick Facts

GENERAL INFORMATION

LOCATION: Athens, Georgia
FOUNDED: 1785
ENROLLMENT: 34,753
NICKNAME: Bulldogs
COLORS: Red and Black
STADIUM (CAPACITY): Foley Field (2,760)
SURFACE: Natural Grass
DIMENSIONS: LF-350; LC-370; CF-404;
 RC-365; RF-314
LETTERMEN RETURNING/LOST: 15/12
POSITION STARTERS RETURNING/LOST:
 7/2
PITCHERS RETURNING/LOST: 6/9

MEDIA INFORMATION

MAILING ADDRESS: P.O. Box 1472, Athens, Ga.
 30603
OFFICE PHONE: (706) 542-7994

BASEBALL CONTACT: Christopher Lakos
CELL PHONE: (706) 714-2934
E-MAIL: clakos@sports.uga.edu
PRESS BOX PHONE: (706) 542-6161
WEBSITE: www.georgiadogs.com

BASEBALL STAFF

HEAD COACH: Scott Stricklin (Kent State, 1995)
RECORD AT GEORGIA: 52-57-1 (2 year)
OVERALL RECORD: 402-245-1 (11 years)
BASEBALL OFFICE PHONE: (706) 542-7971
BASEBALL OFFICE FAX: (706) 583-8235

TEAM HISTORY

ALL-TIME RECORD: 2,169-1,676-24 (.564)
ALL-TIME SEC RECORD: 762-876-4 (.465)
SEC CHAMPIONSHIPS: 6 (1933, 1953-54,
 2001, 2004, 2008)

SEC TOURNAMENT APPEARANCES: 21
 (1978, 1985-90, 1992-95, 2000-02, 2004,
 2006, 2008-09, 2012, 2014)
SEC TOURNAMENT RECORD: 28-41 (.406)
SEC TOURNAMENT CHAMPIONSHIPS: 0
NCAA REGIONAL APPEARANCES: 11 (1953,
 1987, 1990, 1992, 2001-02, 2004, 2006,
 2008-09, 2011)
NCAA REGIONAL CHAMPIONSHIPS: 6
 (1987, 1990, 2001, 2004, 2006, 2008)
SUPER REGIONAL APPEARANCES: 4 (2001,
 2004, 2006, 2008)
SUPER REGIONAL CHAMPIONSHIPS: 4
 (2001, 2004, 2006, 2008)
COLLEGE WORLD SERIES APPEARANCES: 6
 (1987, 1990, 2001, 2004, 2006, 2008)
NATIONAL CHAMPIONSHIPS: 1 (1990)
ALL-TIME NCAA TOURNAMENT RECORD:
 48-30 (.615)

SCOTT STRICKLIN

Head Coach
 Kent State, 1995



COACHING STAFF



SCOTT STRICKLIN
 Head Coach



FRED CORRAL
 Assistant Coach



SCOTT DAELEY
 Assistant Coach

ADMINISTRATION



JERE W. MOREHEAD
 President



PROF. DAVID SHIPLEY
 Faculty Representative



GREG MCGARITY
 Athletics Director



DR. CARLA WILLIAMS
 Senior Woman Administrator



CHRISTOPHER LAKOS
 Baseball SID

NUMERICAL ROSTER

No.	Name
1	Skyler Weber
2	LJ Talley
3	Blakely Brown
4	Trey Logan
5	Andrew Gist
6	Mitchell Webb
7	Henry Rowling
8	Nick King
9	Addison Albright
11	Stephen Wrenn
12	Mike Bell
13	Michael Curry
14	Patrick Sullivan
15	Kevin Smith
16	Adam Goodman
19	David Gonzalez
20	Shane Tucker
21	Logan Moody
22	Robert Tyler
23	Connor Jones
24	Adam Sasser
25	Bo Tucker
27	Trevor Tinder
28	Heath Holder
29	Aaron Rzucidlo
32	Keegan McGovern
33	Daniel Nichols
35	Blake Cairnes
37	Cody McCance
38	Jose Mendoza
41	Drew Moody
42	Trevor Kieboom
44	Austin Wallace
50	Mike Mancuso

2016 ALPHABETICAL ROSTER

No.	Name	Pos.	B/T	Ht.	Wt.	Cl.	Hometown
9	Addison Albright	LHP	R-L	6-2	198	FR-HS	Cumming, Ga
12	Mike Bell	SS/2B	R-R	5-11	183	JR-2L	Fairburn, Ga.
3	Blakely Brown	RHP/INF	R-R	6-0	168	FR-HS	Statesboro, Ga.
35	Blake Cairnes	RHP	R-R	6-0	224	SO-TR	Douglasville, Ga
13	Michael Curry	C	R-R	5-11	205	FR-HS	Gainesville, Ga
5	Andrew Gist	LHP	R-L	5-10	192	JR-TR	Cumming, Ga.
19	David Gonzalez	RHP	R-R	6-1	216	RJR-2L	Gainesville, Ga
16	Adam Goodman	LHP	L-L	6-6	214	FR-HS	Fayetteville, Ga.
28	Heath Holder	RHP/OF	R-R	6-6	211	RSR-3L	Loganville, Ga.
23	Connor Jones	LHP	R-L	6-2	194	JR-2L	Johns Creek, Ga
42	Trevor Kieboom	OF/1B	R-R	6-4	238	RJR-1L	Marietta, Ga.
8	Nick King	SS	R-R	6-0	187	SR-1L	Palm Springs, Ca.
4	Trey Logan	SS/2B	R-R	5-8	164	SO-1L	Suwanee, Ga.
50	Mike Mancuso	RHP	R-R	6-6	264	RSR-3L	Brecksville, Ohio
37	Cody McCance	2B	R-R	5-7	150	SR-1L	Loganville, Ga.
32	Keegan McGovern	OF	L-R	6-2	233	SO-1L	Willacoochee, Ga
38	Jose Mendoza	C	R-R	5-9	180	FR-HS	Alpharetta, Ga.
41	Drew Moody	RHP	R-R	6-2	203	JR-2L	LaGrange, Ga.
21	Logan Moody	OF/1B	R-R	6-2	192	FR-HS	LaGrange, Ga.
33	Daniel Nichols	1B/DH	L-R	6-2	211	SR-3L	Leesburg, Ga.
2	LJ Talley	INF	L-R	6-2	199	FR-HS	Folkston, Ga.
7	Henry Rowling	OF/DH	L-R	5-11	218	RFR-SQ	Marietta, Ga.
29	Aaron Rzucidlo	C	R-R	6-2	224	FR-SQ	Marietta, Ga.
24	Adam Sasser	1B/LHP	L-L	6-4	235	FR-HS	Evans, Ga.
15	Kevin Smith	LHP	R-L	6-5	204	FR-HS	Dunwoody, Ga.
14	Patrick Sullivan	1B	L-L	6-3	205	FR-HS	Sandy Springs, Ga.
27	Trevor Tinder	RHP	L-R	6-4	210	FR-HS	Winter Springs, Fla.
25	Bo Tucker	LHP	L-L	6-3	202	SO-1L	Rome, Ga.
20	Shane Tucker	RHP	R-R	6-0	185	FR-HS	McDonough, Ga.
22	Robert Tyler	RHP	L-R	6-4	226	JR-2L	Cordele, Ga.
44	Austin Wallace	RHP	R-R	6-0	206	RJR-2L	Kathleen, Ga.
6	Mitchell Webb	INF	R-R	6-0	205	SO-1L	Dallas, Ga.
1	Skyler Weber	C/OF	L-R	5-10	176	JR-2L	Gainesville, Ga.
11	Stephen Wrenn	OF	R-R	6-2	185	JR-2L	Marietta, Ga.



NICK KING

- Started all 54 games at shortstop for Georgia in 2015
- Ranked 2nd on the team with 16 stolen bases
- Fielded .966 and was error-free in 51 games



ROBERT TYLER

- 2016 Collegiate Baseball preseason All-American
- Ranked No. 10 among Baseball America College Top 100 Draft Prospects
- Went 3-0, 1.00 ERA for 2015 USA Collegiate National Team



STEPHEN WRENN

- Named team MVP after batting .328 with 8 home runs and 28 stolen bases in 2015
- Ranked No. 28 among Baseball America College Top 100 Draft Prospects
- Started all 54 games in centerfield and tallied 151 putouts and three assists

2015 RESULTS

OVERALL: 26-28-0 • (H) 16-16 • (A) 9-12 • (N) 1-0
SEC: 10-19-0

FEBRUARY

	W/L	SCORE
13 EASTERN ILLINOIS	W	18-3
14 EASTERN ILLINOIS	W	10-2
15 EASTERN ILLINOIS	W	11-1
20 FLORIDA STATE	L	5-7
21 FLORIDA STATE (DH-1)	W	4-1
21 FLORIDA STATE (DH-2)	W	10-5
24 PRESBYTERIAN	W	3-0
27 GA. SOUTHERN	L	3-4
28 GA. SOUTHERN	L	0-1

MARCH

1 GA. SOUTHERN	L	3-4
3 FURMAN	W	5-3
4 GEORGIA STATE	W	4-2
6 LONGWOOD	L	3-7
7 LONGWOOD	W	8-7
8 LONGWOOD	W	15-4
10 APPALACHIAN STATE	W	6-3
11 APPALACHIAN STATE	W	4-0
14 MISSOURI* (DH-1)	L	1-5
14 MISSOURI* (DH-2)	L	4-8 (10)
15 MISSOURI*	L	0-6
17 MERCER	L	4-16
20 TENNESSEE*	W	2-1
21 TENNESSEE*	W	12-7
22 TENNESSEE*	W	10-4
24 MERCER	L	8-12
25 KENNESAW STATE	W	9-5
27 SOUTH CAROLINA*	W	6-5 (11)
28 SOUTH CAROLINA*	W	4-3
29 SOUTH CAROLINA*	L	5-8
31 GA. TECH	L	6-13

APRIL

03 VANDERBILT*	L	7-9
04 VANDERBILT*	L	7-11
05 VANDERBILT*	L	2-4
07 CLEMSON	W	3-2
10 ALABAMA* (1)	L	6-7 (11)
11 ALABAMA* (1)	W	8-1
12 ALABAMA* (1)	L	2-5
15 KENNESAW STATE	L	1-2
18 LSU* (DH-1)	L	1-4
18 LSU* (DH-2)	L	1-9
21 CLEMSON	W	7-0
23 AUBURN*	L	2-4
24 AUBURN*	L	1-5
25 AUBURN*	L	1-4

MAY

1 FLORIDA*	W	11-1
2 FLORIDA*	L	2-3
3 FLORIDA*	L	4-7
8 KENTUCKY*	L	2-6
9 KENTUCKY*	W	12-3
10 KENTUCKY*	W	6-1 (10)
12 GEORGIA TECH (2)	W	6-0
14 ARKANSAS*	W	10-1
15 ARKANSAS*	L	0-9
16 ARKANSAS*	L	1-8

*SEC Game • Home Games in **BOLD CAPS**

(1) - HOOVER METROPOLITAN STADIUM (HOOVER, ALA.)

(2) - TURNER FIELD (ATLANTA, GA.)

TEAM INFORMATION

(All games Sorted by Batting avg)

Record: 26-28 Home: 16-16 Away: 9-12 Neutral: 1-0

Player	AVG	GP	GS	AB	R	H	2B	3B	HR	RBI	TB	SLG%	BB	HBP	SO	GDP	OB%	SF	SH	SB	ATT	PO	A	E	FLD%	
Stephen Wrenn	.324	54	54	222	38	72	5	3	8	28	107	.482	23	5	40	3	.400	0	6	28	34	151	3	2	.987	
Jared Walsh	.306	52	47	173	26	53	14	2	3	22	80	.462	13	4	22	1	.365	2	0	0	0	153	19	2	.989	
Daniel Nichols	.296	48	42	162	24	48	9	1	6	34	77	.475	20	2	34	3	.370	5	0	1	1	125	8	2	.985	
Keegan McGovern	.268	48	43	157	24	42	9	0	3	17	60	.382	27	5	29	3	.392	0	1	2	2	67	1	0	1.000	
Zach Bowers	.252	51	45	155	35	39	13	1	8	27	78	.503	37	9	55	3	.421	1	2	2	3	297	27	4	.988	
Skyler Weber	.245	52	49	192	28	47	7	0	3	36	63	.328	21	4	33	7	.324	5	2	6	6	110	4	2	.983	
Nick King	.242	54	54	178	27	43	3	2	1	15	53	.298	24	3	47	1	.341	0	9	16	19	81	149	8	.966	
Mike Bell	.240	47	44	154	21	37	5	3	4	25	60	.390	10	6	48	1	.308	2	3	4	5	70	115	14	.930	
Brandon Stephens	.291	40	35	134	17	39	5	1	1	13	49	.366	5	6	17	9	.345	0	4	0	0	263	29	1	.997	
Trey Logan	.286	25	13	42	4	12	0	0	0	5	12	.286	0	1	15	0	.302	0	4	2	2	26	33	1	.983	
Max Ford	.250	7	0	8	1	2	0	0	0	1	2	.250	0	0	3	1	.250	0	0	0	0	1	2	0	1.000	
Trevor Kieboom	.239	36	31	109	10	26	4	1	1	11	35	.321	19	1	33	2	.357	0	2	0	0	16	26	9	.824	
DJ Smith	.227	31	10	44	11	10	4	0	0	8	14	.318	3	2	8	2	.300	1	2	2	3	28	0	1	.966	
Mitchell Webb	.218	36	21	87	14	19	5	0	2	13	30	.345	6	0	13	2	.269	0	1	0	0	21	48	5	.932	
Josh Day	.190	17	4	21	4	4	2	0	0	0	6	.286	2	0	5	1	.261	0	0	0	0	0	0	0	0	
Morgan Bunting	0	6	0	7	1	0	0	0	0	0	0	0	0	1	4	0	.125	0	0	0	0	6	0	1	.857	
Austin Wallace	0	6	0	0	0	0	0	0	0	0	0	0	0	0	0	0	0	0	0	0	0	0	1	0	1.000	
Blake Hamilton	0	3	1	0	0	0	0	0	0	0	0	0	0	0	0	0	0	0	0	0	0	0	1	0	1.000	
Zach Waters	0	17	0	0	1	0	0	0	0	0	0	0	1	0	0	0	0	0	1	0	0	0	1	0	1.000	
Drew Moody	0	8	0	0	0	0	0	0	0	0	0	0	0	0	0	0	0	0	0	0	0	0	1	0	1.000	
Jared Cheek	0	24	0	0	0	0	0	0	0	0	0	0	0	0	0	0	0	0	0	0	0	0	3	3	0	1.000
Mike Mancuso	0	15	2	0	0	0	0	0	0	0	0	0	0	0	0	0	0	0	0	0	0	0	4	2	1	.857
David Sosebee	0	11	8	0	0	0	0	0	0	0	0	0	0	0	0	0	0	0	0	0	0	0	4	12	0	1.000
Connor Jones	0	10	0	0	0	0	0	0	0	0	0	0	0	0	0	0	0	0	0	0	0	0	1	1	.500	
Sean McLaughlin	0	15	9	0	0	0	0	0	0	0	0	0	0	0	0	0	0	0	0	0	0	0	2	7	2	.818
Ryan Lawlor	0	14	14	0	0	0	0	0	0	0	0	0	0	0	0	0	0	0	0	0	0	0	3	7	1	.909
Ryan Avidano	0	12	5	0	0	0	0	0	0	0	0	0	0	0	0	0	0	0	0	0	0	0	2	4	1	.857
Taylor Hicks	0	16	1	0	0	0	0	0	0	0	0	0	0	0	0	0	0	0	0	0	0	0	2	4	1	.857
Bo Tucker	0	19	0	0	0	0	0	0	0	0	0	0	0	0	0	0	0	0	0	0	0	0	3	1	0	1.000
Robert Tyler	0	6	6	0	0	0	0	0	0	0	0	0	0	0	0	0	0	0	0	0	0	0	1	2	2	.600
TOTALS	.267	54	54	1845	286	493	85	14	40	255	726	.393	211	49	406	39	0.355	16	36	63	75	1440	510	61	.970	
OPPONENTS	.243	54	54	1794	253	436	68	11	30	229	616	.343	231	46	422	35	0.34	26	27	37	51	1428	569	68	.967	

LOB - Team (443), Opp (431). DPs turned - Team (42), Opp (46).

(All games Sorted by Earned run avg)

Player	ERA	W	L	APP	GS	CG	SHO	SV	IP	H	R	ER	BB	SO	2B	3B	HR	B/Avg	WP	HB	BK	SFA	SHA	
Jared Walsh	2.60	5	2	14	8	0	0/3	0	55.1	35	21	16	35	44	6	0	1	.185	3	6	0	2	4	
David Sosebee	2.98	4	3	11	8	0	0/0	0	54.1	47	18	18	21	55	7	0	4	.239	2	6	1	2	4	
Ryan Lawlor	3.67	5	7	14	14	0	0/0	0	73.2	63	42	30	33	84	7	3	5	.224	6	5	0	4	4	
Sean McLaughlin	4.67	4	5	15	9	0	0/1	0	71.1	76	41	37	31	57	11	4	4	.277	1	9	1	3	3	
Max Ford	0.00	0	0	1	0	0	0/0	0	1.1	0	0	0	0	0	0	0	0	.000	0	0	0	0	0	
Taylor Hicks	1.52	0	0	16	1	0	0/1	0	29.2	23	5	5	9	23	4	1	0	.223	4	2	2	2	0	
Bo Tucker	2.03	1	1	19	0	0	0/1	1	31.0	19	8	7	16	28	5	0	2	.174	4	1	0	3	0	
Mike Mancuso	2.25	0	1	15	2	0	0/2	0	28.0	27	8	7	7	21	5	0	2	.252	2	0	0	0	3	1
Jared Cheek	2.34	2	2	24	0	0	0/3	6	34.2	29	9	9	16	31	4	1	0	.228	0	3	0	1	2	
Robert Tyler	5.32	1	1	6	6	0	0/0	0	23.2	22	22	14	11	29	4	1	2	.237	6	0	0	1	2	
Zach Waters	5.85	1	0	16	0	0	0/0	0	20.0	21	17	13	10	7	2	1	2	.269	0	7	2	2	1	
Drew Moody	6.52	0	1	8	0	0	0/2																	

2016 SCHEDULE

FEBRUARY

19	WOFFORD	5:00 P.M.
20	VS. GEORGE MASON (AT USC UPSTATE)	12:00 P.M.
21	VS. DAYTON (AT USC UPSTATE)	10:00 A.M.
26	#VS. UC SANTA BARBARA (AT SDSU)	4:00 P.M.
27	#TBD	TBD
28	#TBD	TBD

MARCH

2	AUSTIN PEAY	4:00 P.M.
4	BUFFALO	4:00 P.M.
5	BUFFALO	2:00 P.M.
6	BUFFALO	1:00 P.M.
8	CINCINNATI	4:00 P.M.
9	MURRAY STATE	4:00 P.M.
11	USC UPSTATE	4:00 P.M.
12	USC UPSTATE	2:00 P.M.
13	USC UPSTATE	1:00 P.M.
15	WESTERN KENTUCKY	4:00 P.M.
18	*AT GEORGIA	7:00 P.M.
19	*AT GEORGIA	2:00 P.M.
20	*AT GEORGIA	1:00 P.M.
22	MOREHEAD STATE	6:30 P.M.
25	* FLORIDA	6:30 P.M.
26	* FLORIDA	2:00 P.M.
27	* FLORIDA	1:00 P.M.
29	NORTHERN KENTUCKY	6:30 P.M.
30	XAVIER	6:30 P.M.

APRIL

1	*AT TENNESSEE	6:00 P.M.
2	*AT TENNESSEE	4:00 P.M.
3	*AT TENNESSEE	2:00 P.M.
6	LOUISVILLE	7:30 P.M.
8	* ALABAMA	6:30 P.M.
9	* ALABAMA	2:00 P.M.
10	* ALABAMA	1:00 P.M.
12	EASTERN KENTUCKY	6:30 P.M.
15	*AT VANDERBILT	7:30 P.M.
16	*AT VANDERBILT	3:00 P.M.
17	*AT VANDERBILT	2:00 P.M.
19	AT LOUISVILLE	6:00 P.M.
21	* ARKANSAS	7:00 P.M.
22	* ARKANSAS	7:30 P.M.
23	* ARKANSAS	1:00 P.M.
26	DAYTON	6:30 P.M.
27	MIAMI (OHIO)	6:30 P.M.
29	*AT AUBURN	7:00 P.M.
30	*AT AUBURN	7:00 P.M.

MAY

1	*AT AUBURN	2:00 P.M.
6	* SOUTH CAROLINA	6:30 P.M.
7	* SOUTH CAROLINA	6:30 P.M.
8	* SOUTH CAROLINA	3:00 P.M.
10	AT INDIANA	4:00 P.M.
12	*AT OLE MISS	7:30 P.M.
13	*AT OLE MISS	7:30 P.M.
14	*AT OLE MISS	5:00 P.M.
17	AT MURRAY STATE	7:00 P.M.
19	* MISSOURI	6:30 P.M.
20	* MISSOURI	6:30 P.M.
21	* MISSOURI	1:00 P.M.
24-29	SEC TOURNAMENT	TBD

*SEC GAME • HOME GAMES IN BOLD CAPS
 #: TONY GWYNN CLASSIC (SAN DIEGO, CALIF.);
 BL: SECN BASES LOADED COVERAGE
 ALL TIMES EASTERN AND SUBJECT TO CHANGE.

KENTUCKY



University of Kentucky Wildcat Quick Facts

GENERAL INFORMATION

LOCATION: Lexington, Kentucky
FOUNDED: 1865
ENROLLMENT: 29,410
NICKNAME: Wildcats
COLORS: Blue (PMS 286) and White
STADIUM (CAPACITY): Cliff Hagan Stadium (3,000)
SURFACE: Natural Grass
DIMENSIONS: LF-340; LC-365; CF-390; RC-350; RF-310
LETTERWINNERS RETURNING/LOST: 20/12
POSITION STARTERS RETURNING/LOST: 10/4
PITCHERS RETURNING/LOST: 10/7

MEDIA INFORMATION

MAILING ADDRESS: Joe Craft Center,
338 Lexington Ave., Lexington, KY 40506

MEDIA RELATIONS OFFICE: (859) 257-3838
BASEBALL CONTACT: Brent Ingram
CELL PHONE: (859) 608-6230
E-MAIL: brent.ingram@uky.edu
PRESS BOX PHONE: (859) 257-9011
WEBSITE: www.UKathletics.com

COACHING STAFF

HEAD COACH: Gary Henderson (San Diego State, 1984)
RECORD AT KENTUCKY: 226-171 (8th season)
OVERALL RECORD: 196-151 (.565 — 7 years)
BASEBALL OFFICE PHONE: (859) 257-8052
BASEBALL OFFICE FAX: (859) 323-4754

TEAM HISTORY

ALL-TIME RECORD: 1807-1751-25 (.508)
ALL-TIME SEC RECORD: 675-907-8 (.427)
SEC CHAMPIONSHIPS: 1 (2006)

SEC TOURNAMENT APPEARANCES: 16 (1979, 1981, 1987-88, 1991, 1993-96, 1998-2000, 2006, 2008, 2012-14)
SEC TOURNAMENT RECORD: 21-33 (.389)
SEC TOURNAMENT CHAMPIONSHIPS: 0
NCAA REGIONAL APPEARANCES: 8 (1949, 1950, 1988, 1993, 2006, 2008, 2012, 2014)
NCAA REGIONAL CHAMPIONSHIPS: 0
SUPER REGIONAL APPEARANCES: 0
SUPER REGIONAL CHAMPIONSHIPS: 0
COLLEGE WORLD SERIES APPEARANCES: 0
NATIONAL CHAMPIONSHIPS: 0
ALL-TIME NCAA TOURNAMENT RECORD: 14-16 (.467)

GARY HENDERSON

Head Coach
San Diego State,
1984



COACHING STAFF



GARY HENDERSON
Head Coach



BRAD BOHANNON
Assistant Coach



RICK ECKSTEIN
Assistant Coach

ADMINISTRATION



DR. ELI CAPILOUTO
President



JOSEPH L. FINK III
Faculty Representative



MITCH BARNHART
Athletics Director



TOBY BICKNELL
Assistant Coach,
Recruiting Coordinator



SANDY BELL
Senior Woman Administrator



BRENT INGRAM
Baseball SID

NUMERICAL ROSTER

No.	Name
1	Trey Miller
2	Riley Mahan
3	Tyler Marshall
4	Zeke Lewis
5	JaVon Shelby
6	Tristan Pompey
7	Connor Heady
8	Storm Wilson
9	Josh Smith
10	Luke Becker
11	Keegan McHood
12	Daniel Tillo
14	Dustin Beggs
15	Marcus Carson
16	Troy Squires
17	Jake Hamilton
19	Evan White
23	Kyle Cody
24	Dylan Dwyer
25	Gunnar McNeill
26	Kole Cottam
27	Justin Lewis
28	Logan Salow
29	Zach Strecker
30	Bo Wilson
31	Dima Ballard
33	Zack Brown
34	Sean Hjelle
35	Zach Arnold
37	Austin Keen
39	Zach Logue
40	Zach Reks
42	Brad Schaezner
44	Dorian Hairston
46	Joe Dudek*
50	Marshall Gei
52	Zach Pop

* will redshirt 2016

2015 ALPHABETICAL ROSTER

No.	Name	Pos.	B/T	Ht.	Wt.	Cl.	Hometown
35	Zach Arnold	C	R/R	6-2	190	SR	Frankfort, Ky.
31	Dima Ballard	LHP	L/L	5-11	180	FR	Lexington, Ky.
10	Luke Becker	IF	S/R	6-0	190	SO	Fairmont, Minn.
14	Dustin Beggs	RHP	R/R	6-2	200	SR	Roswell, Ga.
33	Zack Brown	RHP	R/R	6-2	200	JR	Seymour, Ind.
15	Marcus Carson	OF	L/L	5-8	170	JR	London, Ky.
23	Kyle Cody	RHP	R/R	6-7	245	SR	Chippewa Falls, Wis.
26	Kole Cottam	C	R/R	6-3	215	FR	Knoxville, Tenn.
*46	Joe Dudek	1B/OF	L/L	6-1	220	JR	Wall Township, N.J.
24	Dylan Dwyer	LHP	L/L	6-1	175	SR	Murray, Ky.
50	Marshall Gei	IF/C	S/R	6-0	185	R-FR	Mount Juliet, Tenn.
44	Dorian Hairston	OF	R/R	5-11	210	SR	Lexington, Ky.
17	Jake Hamilton	LHP	R/L	5-10	185	R-FR	Raccoon, Ky.
7	Connor Heady	IF	R/R	6-0	170	JR	Prospect, Ky.
34	Sean Hjelle	RHP	R/R	6-11	200	FR	White Bear Lake, Minn.
37	Austin Keen	RHP	R/R	6-0	165	FR	Smithton, Ill.
27	Justin Lewis	RHP	R/R	6-5	190	R-FR	Swanee, Ga.
4	Zeke Lewis	IF	S/R	5-9	160	FR	Atlanta, Ga.
39	Zach Logue	LHP	L/L	6-0	190	SO	Mason, Ohio
2	Riley Mahan	IF	L/R	6-2	190	SO	Cincinnati, Ohio
3	Tyler Marshall	IF	L/R	6-1	195	R-SO	Louisville, Ky.
11	Keegan McHood	RHP	R/R	6-3	210	FR	Argenta, Ill.
25	Gunnar McNeill	1B/OF/RHP	R/R	6-2	240	JR	Orlando, Fla.
1	Trey Miller	IF/OF	R/R	6-0	195	R-SO	Lexington, Ky.
6	Tristan Pompey	OF	S/R	6-4	205	FR	Milton, Canada
52	Zach Pop	RHP	R/R	6-4	225	SO	Brampton, Canada
40	Zach Reks	IF/OF	L/R	6-2	190	JR	Orland, Ill.
28	Logan Salow	LHP	L/L	6-2	185	JR	Ashland, Ky.
42	Brad Schaezner	LHP	R/L	6-2	205	SO	Oxford, Mich.
5	JaVon Shelby	IF/OF	R/R	6-2	195	JR	Lexington, Ky.
9	Josh Smith	LHP/IF	L/L	6-5	220	FR	Saline, Mich.
16	Troy Squires	IF/C	L/R	5-11	190	R-SO	Elizabethtown, Ky.
29	Zach Strecker	RHP	R/R	6-4	225	R-SR	Louisville, Ky.
12	Daniel Tillo	LHP	L/L	6-5	225	FR	Sioux City, Iowa
19	Evan White	1B/OF	R/L	6-3	200	SO	Gahanna, Ohio
30	Bo Wilson	RHP	R/R	5-11	180	SR	Brandenburg, Ky.
8	Storm Wilson	OF	L/R	5-11	190	R-JR	Science Hill, Ky.



JAVON SHELBY

- Preseason All-America selection is coming off a sophomore season that saw him rank third in the SEC in OPS in league games.
- Earned first-team All-SEC honors as UK's everyday second baseman in 2015, a year after earning Freshman All-SEC honors.
- Older brother, John T., starred at Kentucky from 2004-06 as an All-SEC second baseman. Combined the two brothers have hit 43 homers entering 2016 for Kentucky.



DUSTIN BEGGS

- Senior right-hander elected to return to Kentucky for his final season after being selected in the 2015 MLB Draft.
- Led all of junior college baseball in strikeouts in 2014 before stepping right into UK's rotation as a junior, leading UK in wins (seven), innings (93.2) and strikeouts (75).
- Threw 8.1 strong innings in a win over No. 5 Vanderbilt in 2015, striking out a career-high 12.



ZACK BROWN

- UK's Friday-night ace as a sophomore, totaling a 5-5 record and a 3.48 ERA in 93 innings.
- Tossed three complete games, including two complete game shutouts.
- Was named SEC Pitcher of the Week after tossing a seven shutout innings vs. the SEC's most potent offense.



KENTUCKY

ALABAMA • ARKANSAS • AUBURN • FLORIDA • GEORGIA • KENTUCKY • LSU • OLE MISS

2015 RESULTS

OVERALL: 30-25 • (H) 15-11 • (A) 9-13 • (N) 6-1
SEC: 14-15 • (H) 7-7 • (A) 7-8

FEBRUARY W/LSCORE

13	VS. BALL STATE (1)	W	11-7
14	VS. RICHMOND (1)	W	10-1
19	AT SOUTHERN CALIFORNIA	L	2-5
20	AT UC SANTA BARBARA	L	3-10
21	AT UC SANTA BARBARA	L	0-11
22	AT UC SANTA BARBARA	W	12-7
27	NEBRASKA-OMAHA (2)	W	6-5 (14)
28	NEBRASKA-OMAHA (DH-1) (2)	W	5-1
28	NORTHEASTERN (DH-2) (2)	W	5-4

MARCH

1	MOUNT ST. MARY'S (2)	W	8-2
3	MURRAY STATE (DH-1)	W	4-1
3	MURRAY STATE (DH-2)	W	4-3
7	NORTHERN KENTUCKY	W	6-0
8	NORTHERN KENTUCKY (DH-1)	W	7-6
8	NORTHERN KENTUCKY (DH-2)	W	9-4
11	AT CINCINNATI	W	9-1
13	AT SOUTH CAROLINA*	L	1-10
14	AT SOUTH CAROLINA*	L	3-4
15	AT SOUTH CAROLINA*	L	4-6 (10)
17	OHIO	L	7-10
20	MISSISSIPPI STATE*	W	10-2
21	MISSISSIPPI STATE*	W	9-7
22	MISSISSIPPI STATE*	L	5-12
24	AT WESTERN KENTUCKY	L	3-12
25	MOREHEAD STATE	W	9-3
27	AT LSU*	W	5-4 (12)
28	AT LSU*	L	3-7
29	AT LSU*	W	12-10 (11)
31	INDIANA	L	7-11

APRIL

4	TEXAS A&M* [DH-1]	L	2-5 (7)
4	TEXAS A&M* [DH-2]	L	3-6 (7)
10	AT ARKANSAS*	L	3-5
11	AT ARKANSAS*	W	16-4
12	AT ARKANSAS*	L	3-7
14	WESTERN KENTUCKY	L	3-5 (10)
16	TENNESSEE*	W	5-0
17	TENNESSEE*	W	3-1
18	TENNESSEE*	W	5-3
21	XAVIER	W	6-1
24	AT FLORIDA*	W	3-0
25	AT FLORIDA*	W	7-6
26	AT FLORIDA*	L	1-10
28	AT LOUISVILLE	L	1-2 (10)

MAY

1	VANDERBILT*	L	3-13
2	VANDERBILT*	W	11-5
3	VANDERBILT*	L	3-7
6	LOUISVILLE	L	2-5
8	GEORGIA*	W	6-2
9	GEORGIA*	L	3-12
10	GEORGIA*	L	1-6 (10)
12	NORTHERN KENTUCKY	W	5-1
14	AT MISSOURI*	W	1-0
15	AT MISSOURI*	L	3-6
16	AT MISSOURI*	W	8-2
19	VS. AUBURN (3)	L	3-6

JUNE

1	2-Kansas	W	8-6
	2-Louisville	L	1-4

*SEC Game • Home Games in BOLD CAPS

(1) - Wilmington, N.C.

(2) - Norfolk, Va.

1-SEC Baseball Tournament (Hoover, Ala.)

2-NCAA Regionals

TEAM INFORMATION

[All games Sorted by Batting avg]

Record: 54-12 Home: 33-6 Away: 14-3 Neutral: 7-3 SEC: 21-8

Player	AVG	GP	GS	AB	R	H	2B	3B	HR	RBI	TB	SLG%	BB	HBP	SO	GDP	OB%	SF	SH	SB	ATT	PO	A	E	FLD%
Kade Scivicque	.355	60	60	234	33	83	21	0	6	48	122	.521	15	4	22	5	.398	3	0	0	0	422	68	3	.994
Andrew Stevenson	.348	62	62	247	53	86	13	5	1	24	112	.453	16	5	29	1	.396	2	4	26	33	137	5	1	.993
Chris China	.344	66	66	256	42	88	17	0	11	58	138	.539	13	4	39	5	.376	6	1	1	2	417	29	5	.989
Conner Hale	.327	64	64	263	49	86	17	3	4	56	121	.460	18	3	34	4	.373	3	1	1	2	118	87	7	.967
Alex Bregman	.323	66	66	260	59	84	22	3	9	49	139	.535	36	8	22	7	.412	7	1	38	48	128	222	9	.975
Mark Laird	.323	64	63	260	53	84	10	1	1	24	99	.381	25	3	25	5	.388	1	11	24	30	136	1	0	1.000
Chris Sciambra	.307	52	40	163	30	50	10	3	3	28	75	.460	11	3	41	1	.358	2	2	4	7	11	1	1	.923
Jake Fraley	.307	58	56	225	50	69	11	5	2	35	96	.427	21	4	24	1	.372	3	2	23	29	95	2	2	.980
Jared Foster	.278	55	54	212	37	59	12	2	10	35	105	.495	14	3	37	4	.332	0	4	10	10	89	120	8	.963
Collin Strall	1.000	22	0	1	0	1	0	0	0	1	1	1.000	0	0	0	0	1.000	0	0	0	0	0	0	0	1.000
Kyle Bouman	.500	15	6	2	0	1	0	0	0	0	1	5.000	0	0	1	0	.500	0	0	0	0	0	0	1	1.000
Danny Zardon	.288	45	27	111	9	32	5	0	3	23	46	.414	14	1	20	3	.367	2	0	0	1	82	28	7	.940
Kramer Robertson	.232	27	12	56	10	13	1	1	0	5	16	.286	9	0	9	1	.338	0	2	1	1	25	25	2	.962
Beau Jordan	.219	20	4	32	3	7	1	0	0	4	8	.250	5	2	9	1	.359	0	0	1	2	10	1	1	.917
Michael Papierski	.214	32	12	42	8	9	2	0	1	10	14	.333	16	1	7	1	.426	2	3	1	1	125	12	3	.979
Grayson Byrd	.212	24	5	33	9	7	1	0	0	9	8	.242	2	1	11	0	.278	0	0	0	0	7	19	0	1.000
Bryce Jordan	.130	21	3	23	5	3	3	0	0	6	6	.261	3	3	10	0	.290	2	0	0	0	33	4	2	.949
Greg Deichmann	0	10	0	8	1	0	0	0	0	0	0	0	3	0	1	1	.273	0	0	0	0	0	0	0	0
Ryan May	0	3	0	1	0	0	0	0	0	0	0	0	0	0	0	0	0	0	0	0	0	0	0	1	1.000
Alex Lange	0	17	17	0	0	0	0	0	0	0	0	0	0	0	0	0	0	0	0	0	0	6	17	2	.920
Jesse Stallings	0	31	0	0	0	0	0	0	0	0	0	0	0	0	0	0	0	0	0	0	0	3	2	0	1.000
Zac Person	0	31	2	0	0	0	0	0	0	0	0	0	0	0	0	0	0	0	0	0	0	2	3	0	1.000
Jake Godfrey	0	21	9	0	0	0	0	0	0	0	0	0	0	0	0	0	0	0	0	0	0	3	6	0	1.000
Russell Reynolds	0	20	3	0	0	0	0	0	0	0	0	0	0	0	0	0	0	0	0	0	0	2	7	0	1.000
Doug Norman	0	21	3	0	0	0	0	0	0	0	0	0	0	0	0	0	0	0	0	0	0	0	3	4	.429
Parker Bugg	0	26	0	0	0	0	0	0	0	0	0	0	0	0	0	0	0	0	0	0	0	1	5	1	.857
Jared Poche'	0	18	18	0	0	0	0	0	0	0	0	0	0	0	0	0	0	0	0	0	0	6	15	4	.840
Hunter Newman	0	24	0	0	0	0	0	0	0	0	0	0	0	0	0	0	0	0	0	0	0	2	2	0	1.000
Brady Dornange	0	1	0	0	0	0	0	0	0	0	0	0	0	0	0	0	0	0	0	0	0	0	0	0	0
Hunter Devall	0	18	1	0	0	0	0	0	0	0	0	0	0	0	0	0	0	0	0	0	0	2	2	0	1.000
Austin Bain	0	21	6	0	0	0	0	0	0	0	0	0	0	0	0	0	0	0	0	0	0	2	6	0	1.000
Alden Cartwright	0	26	1	0	0	0	0	0	0	0	0	0	0	0	0	0	0	0	0	0	0	0	3	0	1.000
TOTALS	.314	66	66	2429	451	762	146	23	51	415	1107	.456	221	45	341	40	.377	33	31	130	166	1864	704	63	.976
OPPONENTS	.230	66	66	2300	242	530	79	14	28	224	721	.313	228	51	560	43	.312	12	27	46	73	1772	718	113	.957

LOB - Team (536), Opp (513). DPs turned - Team (56), Opp (54). CI - Team (1), Papierski 1. IBB - Team (12), Bregman 7, China 2, Laird 1, Scivicque 1, Sciambra 1, Opp (11). Picked off - Bregman 4, Fraley 2, Stevenson 1, Zardon 1.

[All games Sorted by Earned run avg]

Player	ERA	W	L	APP	GS	CG	SHO	CBO	SV	IP	H	R	ER	BB	SO	2B	3B	HR	AB	B/Avg	WP	HBP	BK	SFA	SHA
Alex Lange	1.97	12	0	17	17	2	1	1	0	114.0	87	28	25	46	131	14	1	3	411	.212	12	3	0	2	5
Jared Poche'	3.05	9	2	18	18	0	0	1	0	109.1	104	47	37	25	72	20	0	6	420	.248	3	6	3	1	6
Ryan May	0	0	0	2	0	0	0	0	0	1.0	1	0	0	0	0	0	0	0	4	.250	0	0	0	0	0
Brady Dornange	0	0	0	1	0	0	0	0	0	0.2	0	0	0	0	0	0	0	0	2	0	0	0	0	0	0
Hunter Newman	0.49	3	0	24	0	0	0	1	4	36.2	26	3	2	13	34	5	0	0	128	.203	1	3	0	1	0
Parker Bugg	1.72	1	2	26	0	0	0	2	3	36.2	23	7	7	13	35	2	0	2	128	.180	3	2	1	1	3
Doug Norman	2.04	5	1	21	3	0	0	2	0	35.1	33	14	8	6	25	3	1	0	126	.262	1	7	0	2	4
Jesse Stallings	2.73	1	2	31	0	0	0	3	12	33.0	24	10	10	12	26	5	3	1	115	.209	1	2	0	1	1
Russell Reynolds	2.95	6	0	20	3	0	0	2	0	36.2	25	14	12	17	25	1	0	0	127	.197	2	4	0	0	1
Collin Strall	3.93	3	0	22	0	0	0	2	0	18.1	15	8	8	10	17	2	1	1	66	.227	1	5	0	1	0
Austin Bain	3.95	2	3	21	6	0	0	2	0	54.2	45	29	24	23	56	8	2	4	208	.216	5	3	1	0	1
Hunter Devall	4.02	2	0	18	1	0	0	1	0	15.2	13	7	7	5	15	1	1	2	58	.224	0	1	0	0	0
Alden Cartwright	4.05	0	0	26	1	0	0	2	0	20.0	24	11	9	4	29	6	1	1	84	.286	1	2	0	0	1
Zac Person	4.06	2	0	31	2	0	0	3	0	31.0	22	15	14	12											

LSU

2016 SCHEDULE

FEBRUARY

19	CINCINNATI	7:00 P.M.
20	CINCINNATI	2:00 P.M.
21	CINCINNATI	12:00 P.M.
24	AT LAMAR	6:00 P.M.
26	SACRAMENTO STATE	7:00 P.M.
27	SACRAMENTO STATE	2:00 P.M.
28	SACRAMENTO STATE	1:00 P.M.

MARCH

2	AT NICHOLLS STATE	6:00 P.M.
4	FORDHAM	7:00 P.M.
5	FORDHAM	2:00 P.M.
5	FORDHAM AND	6:30 P.M.
8	LOUISIANA TECH	6:30 P.M.
9	MCNEESE STATE	6:30 P.M.
11	BALL STATE	7:00 P.M.
12	BALL STATE	2:00 P.M.
13	BALL STATE	12:00 P.M.
16	NEW ORLEANS	6:30 P.M.
18	ALABAMA	7:00 P.M.
19	ALABAMA	6:30 P.M.
20	ALABAMA	1:00 P.M.
22	LOUISIANA-LAFAYETTE +	7:00 P.M.
24	AT TEXAS A&M	6:00 P.M.
25	AT TEXAS A&M	8:00 P.M.
26	AT TEXAS A&M	2:00 P.M.
29	TULANE	6:30 P.M.

APRIL

1	AT AUBURN	6:00 P.M.
2	AT AUBURN	3:00 P.M.
3	AT AUBURN	1:00 P.M.
5	SOUTHERN	6:30 P.M.
7	VANDERBILT	6:00 P.M.
8	VANDERBILT	7:30 P.M.
9	VANDERBILT	2:00 P.M.
12	GRAMBLING	6:30 P.M.
15	AT MISSOURI	6:00 P.M.
16	AT MISSOURI	2:00 P.M.
17	AT MISSOURI	1:00 P.M.
20	SOUTHEASTERN LOUISIANA	6:30 P.M.
22	MISSISSIPPI STATE	7:00 P.M.
23	MISSISSIPPI STATE	6:00 P.M.
24	MISSISSIPPI STATE	12:00 P.M.
26	AT TULANE	6:30 P.M.
28	AT OLE MISS	6:00 P.M.
29	AT OLE MISS	6:30 P.M.
30	AT OLE MISS	11:00 A.M.

MAY

6	ARKANSAS	7:00 P.M.
7	ARKANSAS	6:30 P.M.
8	ARKANSAS	1:00 P.M.
10	AT NOTRE DAME	5:00 P.M.
11	AT NOTRE DAME	5:00 P.M.
13	AT TENNESSEE	5:00 P.M.
14	AT TENNESSEE	12:00 P.M.
15	AT TENNESSEE	1:00 P.M.
17	NORTHWESTERN STATE	6:30 P.M.
19	FLORIDA	6:30 P.M.
20	FLORIDA	6:00 P.M.
21	FLORIDA	2:00 P.M.
24-29	SEC TOURNAMENT	TBA

*SEC GAME • HOME GAMES IN BOLD CAPS
+ - WALLY PONTIFF JR. FOUNDATION CLASSIC
ALL TIMES CENTRAL AND SUBJECT TO CHANGE.

LSU

Louisiana State University Tiger Quick Facts

GENERAL INFORMATION

LOCATION: Baton Rouge, Louisiana
FOUNDED: 1860; campus moved to present site in 1926
ENROLLMENT: 31,527
NICKNAME: Fighting Tigers
COLORS: Purple and Gold
STADIUM (CAPACITY): Alex Box Stadium (10,326)
SURFACE: Grass
DIMENSIONS: LF-330; LC-365; CF-405; RC-365; RF-330
LETTERMEN RETURNING/LOST: 17/15
POSITION STARTERS RETURNING/LOST: 5/10
PITCHERS RETURNING/LOST: 12/5

MEDIA INFORMATION

MAILING ADDRESS: LSU Sports Information, P.O. Box 25095, Baton Rouge, LA 70894-5095
SPORTS INFORMATION (MAIN OFFICE PHONE): (225) 578-8226

DIRECT OFFICE PHONE: (225) 578-2527
BASEBALL CONTACT: Bill Franques
CELL PHONE: (225) 241-4359
E-MAIL: wfranqu@lsu.edu
PRESS BOX PHONE: (225) 578-4149
WEBSITE: www.LSUsports.net

BASEBALL STAFF

HEAD COACH: Paul Mainieri (Florida Int'l, 1980)
RECORD AT LSU: 415-161-3 (.719 – nine seasons)
OVERALL RECORD: 1279-653-8 (.661 – 33 seasons)
BASEBALL OFFICE PHONE: (225) 578-4148
BASEBALL OFFICE FAX: (225) 578-4066

TEAM HISTORY

ALL-TIME RECORD: 2452-1530-31 (.615)
ALL-TIME SEC RECORD: 913-734-9 (.554)
SEC CHAMPIONSHIPS: 15 (1939, 1943, 1946, 1961, 1975, 1986, 1990-93, 1996-97, 2003, 2009, 2012, 2015)

SEC TOURNAMENT APPEARANCES: 30 (1979, 1985-2006, 2008-10, 2012-15)
SEC TOURNAMENT RECORD: 74-39 (.655)
SEC TOURNAMENT CHAMPIONSHIPS: 11 (1986, 1990, 1992-94, 2000, 2008-10, 2013-14)
NCAA REGIONAL APPEARANCES: 28 (1975, 1985-87, 1989-2005, 2008-10, 2012-15)
NCAA REGIONAL CHAMPIONSHIPS: 21 (1986-87, 1989, 1990-91, 1993-94, 1996-2004, 2008-09, 2012-13, 2015)
SUPER REGIONAL APPEARANCES: 11 (1999-2004, 2008-09, 2012-13, 2015)
SUPER REGIONAL CHAMPIONSHIPS: 7 (2000, 2003-04, 2008-09, 2013, 2015)
COLLEGE WORLD SERIES APPEARANCES: 17 (1986-87, 1989-91, 1993-94, 1996-98, 2000, 2003-04, 2008-09, 2013, 2015)
NATIONAL CHAMPIONSHIPS: 6 (1991, 1993, 1996-97, 2000, 2009)
ALL-TIME NCAA TOURNAMENT RECORD: 140-55 (.718 – 88-21 in regionals, 16-10 in super regionals, 36-24 in CWS)



PAUL MAINIERI

Head Coach
Florida Int'l, 1980

COACHING STAFF



PAUL MAINIERI
Head Coach



ALAN DUNN
Pitching Coach



ANDY CANNIZARO
Hitting Coach

ADMINISTRATION



DR. F. KING ALEXANDER
President/Chancellor



DR. BILL DEMASTES
Faculty Representative



JOE ALLEVA
Athletics Director



MIRIAM SEGAR
Senior Woman Administrator



BILL FRANQUES
Baseball SID

NUMERICAL ROSTER

No.	Name
2	Michael Papierski
3	Kramer Robertson
4	Bryce Adams
5	Cody Ducote
6	Brennan Breaux
7	Greg Deichmann
8	Jake Fraley
9	O'Neal Lochridge
10	Trey Dawson
12	Hunter Devall
14	Brody Wofford
16	Jared Poche'
17	Chris Reid
18	Austin Bain
20	Antoine Duplantis
21	Doug Norman
22	Cole Freeman
24	Beau Jordan
25	Bryce Jordan
27	John Valek
28	Jordan Romero
29	Nick Bush
30	Collin Strall
32	Alden Cartwright
33	Cole McKay
35	Alex Lange
37	Jesse Stallings
41	Caleb Gilbert
43	Trent Forshag
44	Riley Smith
45	Russell Reynolds
46	Parker Bugg
55	Hunter Newman
67	Jake Latz

2016 ALPHABETICAL ROSTER

No.	Name	Pos.	B/T	Ht.	Wt.	Cl.	Hometown
4	Bryce Adams	INF	R-R	6-4	210	Jr.	Baton Rouge, La.
18	Austin Bain	RHP	R-R	6-1	186	So.	Geismar, La.)
6	Brennan Breaux	OF/LHP	L-L	6-0	180	Fr.	Scott, La.)
46	Parker Bugg	RHP	R-R	6-6	210	Jr.	San Diego, Calif.
29	Nick Bush	LHP	L-L	6-1	175	Fr.	Leesburg, Ga.
32	Alden Cartwright	RHP	R-R	6-0	190	Jr.	Baton Rouge, La.
10	Trey Dawson	INF	R-R	6-1	185	Fr.	Hurricane, W.Va.
7	Greg Deichmann	INF	L-R	6-2	185	So.	Metairie, La.
12	Hunter Devall	LHP	L-L	5-8	178	Sr.	Clinton, La.
5	Cody Ducote	OF	R-R	5-9	190	Jr.	Kenner, La.
20	Antoine Duplantis	OF	L-L	5-11	180	Fr.	Lafayette, La.
43	Trent Forshag	C	R-R	5-9	185	Fr.	New Orleans, La.
8	Jake Fraley	OF	L-L	6-0	183	Jr.	Middletown, Del.
22	Cole Freeman	INF	R-R	5-9	185	Jr.	Mandeville, La.)
41	Caleb Gilbert	RHP	R-R	6-2	180	Fr.	Hoover, Ala.
24	Beau Jordan	OF	R-R	5-9	205	So.	Lake Charles, La.
25	Bryce Jordan	C/INF	R-R	5-9	203	So.	Lake Charles, La.
35	Alex Lange	RHP	R-R	6-3	198	So.	Lee's Summit, Mo.
67	Jake Latz	LHP	R-L	6-2	198	Fr.	Lemont, Ill.
9	O'Neal Lochridge	INF	R-R	6-1	200	Fr.	Lafayette, La.
33	Cole McKay	RHP	S-R	6-5	220	Fr.	Spring Branch, Texas
55	Hunter Newman	RHP	R-R	6-3	193	Jr.	Bloomington, Ga.
21	Doug Norman	RHP	R-R	6-3	188	So.	Fort Mill, S.C.
2	Michael Papierski	C	S-R	6-3	204	So.	Lemont, Ill.
16	Jared Poche'	LHP	R-L	6-1	207	Jr.	Lutcher, La.
17	Chris Reid	C/INF	L-R	5-10	183	Fr.	Baton Rouge, La.
45	Russell Reynolds	RHP	R-R	6-2	187	Jr.	Baton Rouge, La.
3	Kramer Robertson	INF	R-R	5-10	163	Jr.	McGregor, Texas
28	Jordan Romero	C	R-R	6-2	225	Jr.	Baton Rouge, La.
44	Riley Smith	RHP	R-R	6-2	180	Jr.	Lufkin, Texas
37	Jesse Stallings	RHP	R-R	6-2	194	So.	Colfax, La.
30	Collin Strall	RHP	R-R	5-10	170	Jr.	Suwanee, Ga.
27	John Valek	LHP	L-L	6-0	175	Sr.	Parkland, Fla.
14	Brody Wofford	INF/OF	L-R	6-2	180	Fr.	Rome, Ga.



JAKE FRALEY

- 2016 Preseason All-American
- LSU's leading hitter in 2015 NCAA Tournament
- Freshman All-American in 2014



ALEX LANGE

- 2016 Preseason All-American
- 2015 First-Team All-American
- 2015 National Freshman Pitcher of the Year
- 2015 SEC Freshman of the Year



JARED POCHÉ

- 2016 Preseason All-American
- 18-5 career record in two seasons
- Freshman All-American in 2014

2015 RESULTS

OVERALL: 54-12 Home: 33-6 Away: 14-3 Neutral: 7-3
SEC: 21-8

FEBRUARY W/LSCORE

13	KANSAS	W	4-1
14	KANSAS	W	8-5
15	KANSAS	W	7-4
18	NICHOLLS	L	3-6
20	BOSTON COLLEGE-1	W	8-3
20	BOSTON COLLEGE-2	W	7-4
21	BOSTON COLLEGE	W	16-2
26	SOUTHEASTERN LA.	W	9-8
27	PRINCETON	W	3-2
28	PRINCETON-1	W	7-2
28	PRINCETON-2	W	15-4

MARCH

4	GRAMBLING STATE	W	7-1
6	VS #8 HOUSTON	W	4-2
7	VS BAYLOR	W	2-0
8	VS NEBRASKA	W	4-2
11	MCNEESE STATE	W	7-0
13	OLE MISS *	W	6-4
14	OLE MISS *	L	3-5 (14)
15	OLE MISS*	W	18-6
17	AT SOUTHERN	W	4-2 (10)
19	AT ARKANSAS *	L	1-5
20	AT ARKANSAS *	W	16-3
21	AT ARKANSAS *	W	7-4
24	AT TULANE	W	13-7
27	KENTUCKY *	L	4-5 (12)
28	KENTUCKY *	W	7-3
29	KENTUCKY *	L	10-12 (11)
31	VS UL-LAFAYETTE	W	8-6

APRIL

2	AT ALABAMA *	W	8-5 (16)
3	AT ALABAMA *	W	6-2
4	AT ALABAMA *	W	6-4 (13)
7	NEW ORLEANS	W	11-2
8	NORTHWESTERN STATE	W	9-6
10	AUBURN *	W	3-2
11	AUBURN *	L	1-6
12	AUBURN *	W	6-2
15	LAMAR	W	11-2
18	AT GEORGIA-1 *	W	4-1
18	AT GEORGIA-2 *	W	9-1
21	TULANE	W	6-0
23	#2 TEXAS A&M *	W	4-3
24	#2 TEXAS A&M *	W	9-6
25	#2 TEXAS A&M *	L	2-6
28	ALCORN STATE	W	6-1
30	AT MISSISSIPPI STATE *	W	5-3 (14)

MAY

1	AT MISSISSIPPI STATE *	W	11-4
2	AT MISSISSIPPI STATE *	L	7-8 (12)
8	#21 MISSOURI *	W	8-3
9	#21 MISSOURI *	W	8-2
10	#21 MISSOURI *	W	6-5 (10)
12	AT NEW ORLEANS	W	9-1
14	AT SOUTH CAROLINA *	L	7-10
15	AT SOUTH CAROLINA *	W	9-2
16	AT SOUTH CAROLINA *	W	8-1
20	VS AUBURN	W	9-8
21	VS #20 ARKANSAS	W	10-5
23	VS #6 FLORIDA	L	1-2
29	LEHIGH	W	10-3
30	UNCW	W	2-0

JUNE

1	UNCW	W	2-0
6	#16 UL-LAFAYETTE	W	4-3
7	#16 UL-LAFAYETTE	W	6-3
14	VS #3 TCU	L	3-10
16	VS #6 CAL STATE FULLERTON	W	5-3
18	VS #3 TCU	L	4-8

*SEC GAME • HOME GAMES IN BOLD CAPS

TEAM INFORMATION

(All games Sorted by Batting avg)

Record: 54-12 Home: 33-6 Away: 14-3 Neutral: 7-3 SEC: 21-8

Player	AVG	GP	GS	AB	R	H	2B	3B	HR	RBI	TB	SLG%	BB	HBP	SO	GDP	OB%	SF	SH	SB	ATT	PO	A	E	FLD%	
Kade Scivicque	.355	60	60	234	33	83	21	0	6	48	122	.521	15	4	22	5	.398	3	0	0	0	422	68	3	.994	
Andrew Stevenson	.348	62	62	247	53	86	13	5	1	24	112	.453	16	5	29	1	.396	2	4	26	33	137	5	1	.993	
Chris China	.344	66	66	256	42	88	17	0	11	58	138	.539	13	4	39	5	.376	6	1	1	2	417	29	5	.989	
Conner Hale	.327	64	64	263	49	86	17	3	4	56	121	.460	18	3	34	4	.373	3	1	1	2	118	87	7	.967	
Alex Bregman	.323	66	66	260	59	84	22	3	9	49	139	.535	36	8	22	7	.412	7	1	38	48	128	222	9	.975	
Mark Laird	.323	64	63	260	53	84	10	1	1	24	99	.381	25	3	25	5	.388	1	11	24	30	136	1	0	1.000	
Chris Sciambra	.307	52	40	163	30	50	10	3	3	28	75	.460	11	3	41	1	.358	2	2	4	10	89	120	8	.963	
Jake Fraley	.307	58	56	225	50	69	11	5	2	35	96	.427	21	4	24	1	.372	3	2	23	29	95	2	2	.980	
Jared Strall	.278	55	54	212	37	59	12	2	10	35	105	.495	14	3	37	4	.332	0	4	10	10	89	120	8	.963	
Collin Strall	1.000	22	0	1	0	1	0	0	0	1	1	1.000	0	0	0	0	1.000	0	0	0	0	0	0	0	1.000	
Kyle Bouman	.500	15	6	2	0	1	0	0	0	0	1	5.000	0	0	1	0	.500	0	0	0	0	0	0	1	1.000	
Danny Zardón	.288	45	27	111	9	32	5	0	0	3	23	.46	14	14	1	20	3	.367	2	0	0	1	82	28	7	.940
Kramer Robertson	.232	27	12	56	10	13	1	1	0	5	16	.286	9	0	9	1	.338	0	2	1	1	25	25	2	.962	
Beau Jordan	.219	20	4	32	3	7	1	0	0	4	8	.250	5	2	9	1	.359	0	0	1	2	10	1	1	.917	
Michael Papierski	.214	32	12	42	8	9	2	0	1	10	14	.333	16	1	7	1	.426	2	3	1	1	125	12	3	.979	
Grayson Byrd	.212	24	5	33	9	7	1	0	0	9	8	.242	2	1	11	0	.278	0	0	0	0	7	19	0	1.000	
Bryce Jordan	.130	21	3	23	5	3	3	0	0	6	6	.261	3	3	10	0	.290	2	0	0	0	33	4	2	.949	
Greg Deichmann	0	10	0	8	1	0	0	0	0	0	0	0	0	0	1	1	.273	0	0	0	0	0	0	0	0	
Ryan May	0	3	0	1	0	0	0	0	0	0	0	0	0	0	0	0	0	0	0	0	0	0	1	0	1.000	
Jesse Stallings	0	31	0	0	0	0	0	0	0	0	0	0	0	0	0	0	0	0	0	0	0	3	2	0	1.000	
Zac Person	0	31	2	0	0	0	0	0	0	0	0	0	0	0	0	0	0	0	0	0	0	2	3	0	1.000	
Hunter Devall	0	18	1	0	0	0	0	0	0	0	0	0	0	0	0	0	0	0	0	0	0	2	2	0	1.000	
Austin Bain	0	21	6	0	0	0	0	0	0	0	0	0	0	0	0	0	0	0	0	0	0	2	6	0	1.000	
Hunter Newman	0	24	0	0	0	0	0	0	0	0	0	0	0	0	0	0	0	0	0	0	0	2	2	0	1.000	
Alex Lange	0	17	17	0	0	0	0	0	0	0	0	0	0	0	0	0	0	0	0	0	0	6	17	2	.920	
Jake Godfrey	0	21	9	0	0	0	0	0	0	0	0	0	0	0	0	0	0	0	0	0	0	3	6	0	1.000	
Parker Bugg	0	26	0	0	0	0	0	0	0	0	0	0	0	0	0	0	0	0	0	0	0	1	5	1	.857	
Jared Poche	0	18	0	0	0	0	0	0	0	0	0	0	0	0	0	0	0	0	0	0	0	6	15	4	.840	
Alden Cartwright	0	26	1	0	0	0	0	0	0	0	0	0	0	0	0	0	0	0	0	0	0	0	3	0	1.000	
Doug Norman	0	21	3	0	0	0	0	0	0	0	0	0	0	0	0	0	0	0	0	0	0	0	3	4	.429	
Brady Domangue	0	1	0	0	0	0	0	0	0	0	0	0	0	0	0	0	0	0	0	0	0	0	0	0	0	
Russell Reynolds	0	20	3	0	0	0	0	0	0	0	0	0	0	0	0	0	0	0	0	0	0	2	7	0	0	
TOTALS	.314	66	66	2429	451	762	146	23	51	415	1107	.456	221	45	341	40	.377	33	31	130	166	1864	704	63	.976	
OPPONENTS	.230	66	66	2300	242	530	79	14	28	224	721	.313	228	51	560	43	.312	12	27	46	73	1772	718	113	.957	

LOB - Team (536), Opp (513), DPs turned - Team (56), Opp (54), CI - Team (1), Papierski 1, BBA - Team (12), Bregman 7, China 2, Laird 1, Scivicque 1, Sciambra 1, Opp (11), Picked off - Bregman 4, Fraley 2, Stevenson 1, Zardón 1.

(All games Sorted by Earned run avg)

Player	ERA	W	L	APP	GS	CG	SHO	CBO	SV	IP	H	R	ER	BB	SO	2B	3B	HR	AB	B/Avg	WP	HBP	BK	SFA	SHA
Alex Lange	1.97	12	0	17	17	2	1	1	0	114.0	87	28	25	46	131	14	1	3	411	.212	12	3	0	2	5
Jared Poche	3.05	9	2	18	18	0	0	1	0	109.1	104	47	37	25	72	20	0	6	420	.248	3	6	3	1	6
Ryan May	0	0	0	2	0	0	0	0	0	1.0	1	0	0	0	0	0	0	0	4	.250	0	0	0	0	0
Brady Domangue	0	0	0	1	0	0	0	0	0	2	0	0	0	0	0	0	0	0	2	0	0	0	0	0	
Hunter Newman	0.49	3	0	24	0	0	0	1	4	36.2	26	3	2	13	34	5	0	0	128	.203	1	3	0	1	0
Parker Bugg	1.72	1	2	26	0	0	0	2	3	36.2	23	7	7	13	35	2	0	2	128	.180	3	2	1	1	3
Doug Norman	2.04	5	1	21	3	0	0	2	0	35.1	33	14	8	6	25	3	1	0	126	.262	1	7	0	2	4
Jesse Stallings	2.73	1	2	31	0	0	0	3	12	33.0	24	10	10	12	26	5	3	1	115	.209	1	2	0	1	1
Russell Reynolds	2.95	6	0	20	3	0	0	2	0	36.2	25	14	12	17	25	1	0	0	127	.197	2	4	0	0	1
Collin Strall	3.93	3	0	22	0	0	0	2	0	18.1	15	8	8	10	17	2	1	1	66	.227	1	5	0	1	0
Austin Bain	3.95	2	3	21	6	0	0	2	0	54.2	45	29	24	23	56	8	2	4	208	.216	5	3	1	0	1
Hunter Devall	4.02	2	0	18	1	0	0	1	0	15.2	13	7	7	5	15	1	1	2	58	.224	0	1	0	0	0
Alden Cartwright	4.05	0	0	26	1	0	0	2	0	20.0	24	11	9	4	29	6	1	1	84	.286	1	2	0	0	1
Zac Person	4.06	2	0																						

OLE MISS

2016 SCHEDULE

FEBRUARY

19	FLORIDA INTERNATIONAL	4:00 P.M.
20	FLORIDA INTERNATIONAL	1:30 P.M.
21	FLORIDA INTERNATIONAL	12:00 P.M.
23	ARKANSAS STATE	4:00 P.M.
26	LOUISVILLE	4:00 P.M.
27	LOUISVILLE	1:30 P.M.
28	LOUISVILLE	1:30 P.M.

MARCH

2	MEMPHIS	6:30 P.M.
	COASTAL CAROLINA TOURNAMENT	
4	BALL STATE	11:00 A.M.
5	AT COASTAL CAROLINA	2:00 P.M.
6	CINCINNATI	10:00 A.M.
8	SOUTHEAST MISSOURI	6:30 P.M.
9	SOUTHEAST MISSOURI	4:00 P.M.
11	GRAMBLING STATE	6:30 P.M.
12	GRAMBLING STATE	1:30 P.M.
13	GRAMBLING STATE	1:30 P.M.
15	AT UAB	6:30 P.M.
16	AT UAB	4:00 P.M.
18	AT TENNESSEE *	5:00 P.M.
19	AT TENNESSEE *	3:00 P.M.
20	AT TENNESSEE *	1:00 P.M.
22	UT MARTIN	11:00 A.M.
24	SOUTH CAROLINA *	6:30 P.M.
25	SOUTH CAROLINA *	6:30 P.M.
26	SOUTH CAROLINA *	2:00 P.M.
30	AT MEMPHIS	6:30 P.M.

APRIL

1	AT MISSISSIPPI STATE *	6:30 P.M.
2	AT MISSISSIPPI STATE *	2:00 P.M.
3	AT MISSISSIPPI STATE *	1:30 P.M.
5	SOUTHERN MISS	6:30 P.M.
8	ARKANSAS *	6:30 P.M.
9	ARKANSAS *	7:00 P.M.
10	ARKANSAS *	12:00 P.M.
13	SOUTHERN MISS	6:30 P.M.
15	AT ALABAMA *	7:00 P.M.
16	AT ALABAMA *	3:00 P.M.
17	AT ALABAMA *	1:00 P.M.
20	MURRAY STATE	6:30 P.M.
22	AUBURN *	6:30 P.M.
23	AUBURN *	2:00 P.M.
24	AUBURN *	1:00 P.M.
26	MISSISSIPPI STATE	6:00 P.M.
28	LSU *	6:00 P.M.
29	LSU *	6:30 P.M.
30	LSU *	11:00 A.M.

MAY

4	UAPB	6:30 P.M.
6	AT GEORGIA *	6:00 P.M.
7	AT GEORGIA *	1:00 P.M.
8	AT GEORGIA *	12:00 P.M.
12	KENTUCKY *	6:30 P.M.
13	KENTUCKY *	6:30 P.M.
14	KENTUCKY *	4:00 P.M.
17	AT ARKANSAS STATE	6:30 P.M.
19	AT TEXAS A&M *	6:30 P.M.
20	AT TEXAS A&M *	6:30 P.M.
21	AT TEXAS A&M *	2:00 P.M.
24-29	SEC TOURNAMENT	TBA

*SEC GAME • HOME GAMES IN BOLD CAPS
ALL TIMES CENTRAL AND SUBJECT TO CHANGE.

Ole
Miss



OLE MISS

ALABAMA • ARKANSAS • AUBURN • FLORIDA • GEORGIA • KENTUCKY • LSU • OLE MISS

University of Mississippi Rebels Quick Facts

GENERAL INFORMATION

LOCATION: Oxford, Mississippi
FOUNDED: November 6, 1848
ENROLLMENT: 23,838
NICKNAME: Rebels
COLORS: Cardinal Red & Navy Blue
STADIUM (CAPACITY): Oxford-University Stadium/Swayze Field (10,323)
SURFACE: Natural Grass
DIMENSIONS: LF-330; LC-365; CF-390; RC-365; RF-330
LETTERWINNERS RETURNING/LOST: 15/13
POSITION STARTERS RETURNING/LOST: 6/2
PITCHERS RETURNING/LOST: 4/9

MEDIA INFORMATION

MAILING ADDRESS: PO Box 217, University, MS 38677

ATHLETIC DEPARTMENT MAIN PHONE: (662) 915-7241

BASEBALL CONTACT: Adam Kuffner

CELL PHONE: 662-816-0497

EMAIL: Kuffner@olemiss.edu

PRESS BOX PHONE: (662) 915-7858

WEBSITE: www.OleMissSports.com

BASEBALL STAFF

HEAD COACH: Mike Bianco (LSU, 1989)
RECORD AT OLE MISS: 587-351-1 (15 Seasons)
OVERALL RECORD: 687-422-1 (18 seasons)
BASEBALL OFFICE PHONE: (662) 915-6643
BASEBALL OFFICE FAX: (662) 915-5822

TEAM HISTORY

ALL-TIME RECORD: 2060-1522-20 (.575)
ALL-TIME SEC RECORD: 783-904-2 (.464)
SEC CHAMPIONSHIPS: 7 (1959-60, 1964, 1969, 1972, 1977, 2009)

SEC TOURNAMENT APPEARANCES: 20 (1977, 1980, 1982, 1993-95, 1999, 2001, 2003-10, 2012-15)

SEC TOURNAMENT RECORD: 27-30 (.474)

SEC TOURNAMENT CHAMPIONSHIPS: 2 (1977, 2006)

NCAA REGIONAL APPEARANCES: 20 (1956, 1964, 1969, 1972, 1977, 1995, 1999, 2001, 2003-10, 2012-15)

NCAA REGIONAL CHAMPIONSHIPS: 9 (1956, 1964, 1969, 1972, 2005-07, 2009, 2014)

SUPER REGIONAL APPEARANCES: 5 (2005-07, 2009, 2014)

SUPER REGIONAL CHAMPIONSHIPS: 1 (2014)

COLLEGE WORLD SERIES APPEARANCES: 5 (1956, 1965, 1969, 1972, 2014)

NATIONAL CHAMPIONSHIPS: 0

ALL-TIME NCAA TOURNAMENT RECORD: 52-44 (.542)



MIKE BIANCO

Head Coach
LSU, 1989

COACHING STAFF



MIKE BIANCO
Head Coach



MIKE CLEMENT
Assistant Coach



CARL LAFFERTY
Assistant Coach

ADMINISTRATION



JEFFREY S. VITTER
Chancellor



DR. RON RYCHLAK
Faculty Representative



ROSS BJORK
Athletics Director



LYNNETTE JOHNSON
Senior Woman Administrator



ADAM KUFFNER
Baseball SID

NUMERICAL ROSTER

No.	Name
1	DJ Miller
2	Ryan Olenek
3	Chad Smith
4	Tate Blackman
6	Errol Robinson
7	Nick Fortes
8	Will Golsan
9	Kyle Watson
10	David Parkinson
11	Nic Perkins
12	J.B. Woodman
14	Cameron Dishon
16	Matt Denny
17	Will Stokes
18	Connor Green
19	Andy Pagnozzi
21	Brady Bramlett
22	Henri Lartigue
24	Dallas Woolfolk
25	Colby Bortles
26	James McArthur
27	Connor Cloyd
28	Ray Alejo
29	Andrew Lowe
32	Michael Fitzsimmons
33	Sean Johnson
34	Brian Browning
35	Micah McHugh
38	Wyatt Short
39	Brady Feigl
40	John Creel
42	Holt Perdsock
43	Carson Klepzig
65	Parker Caracci

2016 ALPHABETICAL ROSTER

No.	Name	Pos.	B/T	Ht.	Wt.	Cl.	Hometown
28	Ray Alejo	IF	R/R	6-0	170	Fr.	Orlando, Fla.
4	Tate Blackman	IF	R/R	6-0	190	So.	Altamonte Springs, Fla.
25	Colby Bortles	IF	R/R	6-5	245	Jr.	Oviedo, Fla.
21	Brady Bramlett	RHP	R/R	6-4	250	R-Jr.	Bartlett, Tenn.
34	Brian Browning	LHP	L/L	6-3	200	Jr.	Homewood, Ala.
65	Parker Caracci	RHP	R/R	5-11	190	Fr.	Jackson, Miss.
27	Connor Cloyd	OF	L/R	5-10	185	Sr.	Maple Valley, Wash.
40	John Creel	RHP	L/R	6-5	223	Fr.	Huntersville, N.C.
16	Matt Denny	LHP	L/L	6-1	215	Sr.	Jackson, Miss.
14	Cameron Dishon	OF	R/R	5-10	190	Sr.	Beaumont, Texas
39	Brady Feigl	RHP	R/R	6-5	220	R-Fr.	Chesterfield, Mo.
32	Michael Fitzsimmons	IF	R/R	6-1	222	R-Fr.	Eads, Tenn.
7	Nick Fortes	C	R/R	6-1	202	Fr.	Deland, Fla.
8	Will Golsan	IF	R/R	6-1	175	So.	Columbus, Miss.
18	Connor Green	RHP	R/R	6-4	206	Fr.	Collierville, Tenn.
33	Sean Johnson	RHP	R/R	6-7	215	R-Jr.	Durango, Colo.
43	Carson Klepzig	C	R/R	5-10	175	Fr.	Southaven, Miss.
22	Henri Lartigue	C	S/R	6-0	205	Jr.	Southaven, Miss.
29	Andrew Lowe	RHP	R/R	6-4	220	Fr.	Bossier City, La.
26	James McArthur	RHP	R/R	6-7	217	Fr.	New Braunfels, Texas
35	Micah McHugh	IF/RHP	R/R	6-2	204	Fr.	Zachary, La.
1	DJ Miller	OF	R/R	6-2	180	Fr.	Madison, Ill.
2	Ryan Olenek	IF/RHP	R/R	6-5	170	Fr.	Winter Springs, Fla.
19	Andy Pagnozzi	RHP	R/R	5-11	190	Fr.	Fayetteville, Ark.
10	David Parkinson	LHP	R/L	6-2	211	So.	Henrico, Va.
42	Holt Perdsock	C/OF	L/R	5-11	188	Sr.	Memphis, Tenn.
11	Nic Perkins	C	R/R	6-4	230	So.	St. Charles, Mo.
6	Errol Robinson	IF	R/R	6-0	180	Jr.	Boyd's, Md.
38	Wyatt Short	LHP	L/L	5-8	175	Jr.	Southaven, Miss.
3	Chad Smith	RHP	R/R	6-4	198	Jr.	McCalla, Ala.
17	Will Stokes	RHP	R/R	5-11	188	So.	Meridian, Miss.
9	Kyle Watson	IF/OF	R/R	6-3	195	So.	Southaven, Miss.
12	J.B. Woodman	OF	L/R	6-2	195	Jr.	Orlando, Fla.
24	Dallas Woolfolk	RHP	R/R	6-1	219	Fr.	Southaven, Miss.



ERROL ROBINSON

- Started all 58 games at shortstop last season
- Hit .297, leading the team with 62 hits
- Tallied 11 doubles, 30 RBI and 31 runs scored



BRADY BRAMLETT

- Made all 15 scheduled starts last season after missing all of 2014 due to injury
- Posted a 7-4 record with a 3.74 ERA in 84.1 innings
- Struck out a team-high 83 batters while issuing just 21 walks



WYATT SHORT

- Second Team All-SEC by the league's head coaches in 2015
- Made 23 relief appearances, recording a 4-1 record with a team-low 1.38 ERA and 10 saves over 39.0 innings
- His 10 saves are tied for the fourth-most in a single season in Ole Miss history; eight saves occurred in SEC play which led the conference



OLE MISS

ALABAMA • ARKANSAS • AUBURN • FLORIDA • GEORGIA • KENTUCKY • LSU • OLE MISS

2015 RESULTS

OVERALL: 30-28 • (H) 19-11 • (A) 10-13 • (N) 1-4
SEC: 15-14 • (H) 9-5 • (A) 6-9

FEBRUARY		W/L	SCORE
13	WILLIAM & MARY	W	9-4
14	WILLIAM & MARY (DH-1)	L	1-8
14	WILLIAM & MARY (DH-2)	W	16-2
20	WRIGHT STATE	W	10-3
22	WRIGHT STATE (DH-1)	L	1-3
22	WRIGHT STATE (DH-2)	W	3-2 (7)
24	ARKANSAS STATE	W	2-1
27	AT UCF	L	4-5

MARCH		W/L	SCORE
1	AT UCF (DH-1)	L	2-3 (7)
1	AT UCF (DH-2)	W	4-3
4	AT SOUTHERN MISS	L	1-5
7	STETSON (DH-1)	W	8-3
7	STETSON (DH-2)	W	7-3
8	STETSON	L	4-16
10	AT LOUISVILLE	L	3-5
11	AT LOUISVILLE	W	8-3
13	AT LSU*	L	4-6
14	AT LSU*	W	5-3 (14)
15	AT LSU*	L	6-18
18	ARKANSAS-PINE BLUFF	W	7-6
20	FLORIDA*	W	4-1
21	FLORIDA* [DH-1]	W	5-2
21	FLORIDA* [DH-2]	L	4-8
24	UAB [DH-1]	L	1-6
	UAB [DH-2]	L	1-3
27	AT ARKANSAS*	L	3-10
28	AT ARKANSAS*	W	5-4
29	AT ARKANSAS*	L	2-5
31	AT MEMPHIS (1)	W	7-5

APRIL		W/L	SCORE
3	TENNESSEE*	W	10-7
4	TENNESSEE*	L	3-6
5	TENNESSEE*	L	2-4
7	VS. SOUTHERN MISS (2)	L	5-6
9	AT VANDERBILT*	L	0-6
10	AT VANDERBILT*	W	6-5 (16)
11	AT VANDERBILT*	W	5-4
15	UT MARTIN	W	11-1
17	AT AUBURN*	L	1-3
18	AT AUBURN* [DH-1]	W	7-2
18	AT AUBURN* [DH-2]	L	0-14
21	CENTRAL ARKANSAS	W	18-4
22	MEMPHIS	L	5-10
25	ALABAMA* [DH-1]	W	10-2
25	ALABAMA* [DH-2]	W	4-0
26	ALABAMA*	L	4-13
28	VS. MISSISSIPPI STATE (3)	W	11-1

MAY		W/L	SCORE
1	AT MISSOURI*	L	2-4
2	AT MISSOURI*	L	1-18
3	AT MISSOURI*	W	4-3
7	MISSISSIPPI STATE*	W	4-3
8	MISSISSIPPI STATE*	W	13-10
9	MISSISSIPPI STATE*	W	8-7 (10)
12	AT ARKANSAS STATE	W	17-3 (7)
14	TEXAS A&M*	L	0-4
16	TEXAS A&M*	W	7-4 (7)
19	VS. ALABAMA (4)	L	1-6
29	VS. MARYLAND (5)	L	1-3
30	VS. CAL STATE BAKERSFIELD (5)	L	1-2

*SEC GAME • HOME GAMES IN BOLD CAPS
 (1) - AutoZone Park (Memphis, Tenn.)
 (2) - TRUSTMARK PARK (PEARL, MISS.)
 (3) - GOVERNOR'S CUP AT TRUSTMARK PARK (PEARL, MISS.)
 (4) - SEC TOURNAMENT (HOOVER, ALA.)
 (5) - NCAA TOURNAMENT (LOS ANGELES, CALIF.)

TEAM INFORMATION

(All games Sorted by Batting avg)

Record: 30-28 Home: 19-11 Away: 10-13 Neutral: 1-4 SEC: 15-14

Player	AVG	GP	GS	AB	R	H	2B	3B	HR	RBI	TB	SLG%	BB	HBP	SO	GDP	OB%	SF	SH	SB	ATT	PO	A	E	FLD%
Errol Robinson	.297	58	58	209	31	62	11	0	1	30	76	.364	26	3	39	4	.376	4	3	6	9	98	147	12	.953
Will Golsan	.290	53	45	186	31	54	9	0	0	26	63	.339	23	2	24	9	.367	4	0	3	8	48	100	11	.931
Colby Bortles	.281	56	53	199	28	56	11	0	7	47	88	.442	26	3	63	7	.365	5	0	0	2	59	84	7	.953
J.B. Woodman	.274	58	58	212	39	58	8	2	7	23	91	.429	39	1	59	4	.386	2	6	7	10	142	3	4	.973
Sikes Orvis	.264	57	57	201	41	53	17	0	16	53	118	.587	41	3	57	6	.394	1	0	1	2	467	32	6	.988
Austin Knight	.259	46	43	143	13	37	7	0	2	17	50	.350	16	6	28	8	.355	1	3	0	1	270	40	4	.987
Cameron Dishon	.251	58	57	167	21	42	4	1	2	14	54	.323	15	6	38	0	.332	2	8	17	24	150	2	3	.981
Kyle Watson	.241	55	38	141	34	34	8	0	0	14	42	.298	27	3	49	0	.372	1	2	13	16	74	8	4	.953
Connor Cloyd	.369	38	26	103	17	38	3	1	0	15	43	.417	7	5	27	3	.435	0	1	2	2	32	2	0	1.000
Nic Perkins	.273	19	9	44	4	12	1	0	0	7	13	.295	3	0	9	1	.319	0	0	0	0	8	1	0	1.000
Henri Larigue	.225	33	21	89	14	20	6	1	1	12	31	.348	6	2	24	0	.289	0	0	0	0	109	17	0	1.000
Tate Blackman	.197	39	36	122	18	24	7	0	0	9	31	.254	10	7	32	2	.293	1	0	2	2	37	78	6	.950
Holt Perdzock	.196	26	12	46	4	9	2	0	0	4	11	.239	4	1	15	2	.275	0	0	0	0	0	0	0	1.000
Josh Watkins	.160	19	6	25	3	4	1	0	0	3	5	.200	2	1	8	1	.250	0	0	1	1	9	0	0	1.000
Joe Wainhouse	.125	19	3	24	0	3	0	0	0	0	3	.125	4	0	12	0	.250	0	0	0	1	3	0	1	.750
Evan Anderson	.000	16	7	1	0	0	0	0	0	0	0	.000	0	0	0	0	.000	0	0	0	0	4	3	0	1.000
TOTALS	.265	58	58	1912	298	506	95	5	36	274	719	.376	249	43	484	47	.359	21	23	52	78	1529	569	62	.971
OPPONENTS	.269	58	58	1986	301	534	107	8	41	280	780	.393	163	37	402	25	.333	19	34	41	65	1511	570	59	.972

LOB - Team (439), Opp (410). DPs turned - Team (36), Opp (56). CI - Team (1), A. Knight 1, IBB - Team (3), S. Orvis 2, H. Larigue 1, Opp (5).
 Picked off - K. Watson 2, S. Orvis 1, C. Dishon 1, W. Golsan 1, J. Watkins 1.

(All games Sorted by Earned run avg)

Player	ERA	W	L	APP	GS	CG	SHO	CBO	SV	IP	H	R	ER	BB	SO	2B	3B	HR	AB	B/Avg	WP	HBP	BK	SFA	SHA
Brady Bramlett	3.74	7	4	15	15	0	0	1	0	84.1	79	43	35	21	83	12	2	10	321	.246	3	5	2	5	4
Christian Trent	3.74	7	7	15	15	1	0	0	0	98.2	108	47	41	22	72	28	1	9	382	.283	13	8	0	2	7
Sean Johnson	0.00	0	0	1	0	0	0	0	0	1.0	1	0	0	0	0	0	0	0	3	.333	0	0	0	0	0
Wyatt Short	1.38	4	1	23	0	0	0	0	10	39.0	28	6	6	12	44	5	0	1	140	.200	1	4	0	0	2
John Wesley Ray	2.08	0	0	5	0	0	0	0	0	4.1	4	4	1	5	0	0	0	17	.235	0	0	0	1	0	
Scott Weathersby	2.62	4	2	17	4	0	0	1	3	55.0	45	17	16	14	51	7	1	4	208	.216	2	0	0	0	1
Scott Ashford	2.70	0	0	5	0	0	0	0	0	3.1	4	3	1	2	4	1	0	1	15	.267	0	1	0	0	0
Jacob Waguespack	3.33	0	0	25	0	0	0	0	1	46.0	55	27	17	16	34	9	1	2	183	.301	1	3	1	4	4
Evan Anderson	6.02	1	3	15	7	0	0	0	0	40.1	57	34	27	19	31	8	1	2	171	.333	8	3	1	2	4
Mitchell Babb	6.04	2	0	14	2	0	0	0	0	22.1	24	17	15	16	17	3	0	2	86	.279	2	0	0	0	4
Sam Smith	6.41	2	5	14	9	0	0	0	0	46.1	48	36	33	13	22	10	0	4	180	.267	6	6	0	1	5
Will Stokes	6.59	2	5	18	6	0	0	0	3	42.1	47	33	31	11	21	14	1	3	163	.288	2	5	0	2	3
Drake Robison	7.36	0	1	16	0	0	0	0	0	18.1	19	15	6	15	6	1	3	74	.257	3	1	0	2	0	
Matt Denny	10.80	1	0	9	0	0	0	0	0	8.1	15	15	10	6	8	4	0	0	43	.349	0	1	0	0	0
TOTALS	4.38	30	28	58	58	1	1	1	17	509.2	534	301	248	163	402	107	8	41	1986	.269	41	37	4	19	34
OPPONENTS	4.59	28	30	58	58	4	3	2	13	503.2	506	298	257	249	484	95	5	36	1912	.265	46	43	2	21	23

PB - Team (3), A. Knight 2, H. Larigue 1, Opp (5). Pickoffs - Team (4), E. Anderson 1, W. Stokes 1, D. Robison 1, Waguespack 1, Opp (6), SBA/ATT - A. Knight (24-41), H. Larigue (17-23), B. Bramlett (6-12), C. Trent (5-12), Waguespack (6-8), S. Smith (6-7), W. Stokes (4-7), Weathersby (3-5), M. Babb (3-4), E. Anderson (4-4), W. Short (2-3), D. Robison (1-2), M. Denny (1-1).

(All games Sorted by Fielding pct)

Player	C	PO	A	E	FLD%	DPs	SBA	CSB	SBA%	PB	CI
Henri Larigue	126	109	17	0	1.000	0	17	6	.739	1	0
Connor Cloyd	34	32	2	0	1.000	0	0	0	-	0	0
Sam Smith	12	4	8	0	1.000	0	6	1	.857	0	0
Nic Perkins	9	8	1	0	1.000	0	0	0	-	0	0
Josh Watkins	9	9	0	0	1.000	0	0	0	-	0	0
Wyatt Short	8	1	7	0	1.000	0	2	1	.667	0	0

2016 SCHEDULE

FEBRUARY

19	FAU	4:30 P.M.
20	SOUTH DAKOTA STATE [DH-1]	12:00 P.M.
20	FAU [DH-2]	4:30 P.M.
21	SOUTH DAKOTA STATE	3:30 P.M.
23	MEMPHIS	4:00 P.M.
26	UMASS LOWELL	4:30 P.M.
27	NICHOLLS STATE [DH-1]	11:00 A.M.
27	UMASS LOWELL [DH-2]	3:30 P.M.
28	NICHOLLS STATE	3:30 P.M.

MARCH

1	ALCORN STATE	6:00 P.M.
4 %	AT UCLA	8:00 P.M.
5 %	AT USC	4:00 P.M.
6 %	VS. OKLAHOMA	1:00 P.M.
8	SOUTH ALABAMA	6:30 P.M.
11	OREGON	6:30 P.M.
12	OREGON	2:00 P.M.
13	OREGON	11:00 A.M.
15	EASTERN KENTUCKY	6:30 P.M.
16	ORAL ROBERTS	6:30 P.M.
18 *	AT VANDERBILT	7:00 P.M.
19 *	AT VANDERBILT	7:30 P.M.
20 *	AT VANDERBILT	1:00 P.M.
22	MISSISSIPPI VALLEY STATE	6:30 P.M.
24 *	GEORGIA	6:30 P.M.
25 *	GEORGIA	6:30 P.M.
26 *	GEORGIA	2:00 P.M.
29 #	VS. SOUTHERN MISS	6:30 P.M.

APRIL

1 *	OLE MISS	6:30 P.M.
2 *	OLE MISS	2:00 P.M.
3 *	OLE MISS	1:30 P.M.
5	UT MARTIN [DH]	3:00 P.M.
8 *	AT FLORIDA	4:30 P.M.
9 *	AT FLORIDA	6:00 P.M.
10 *	AT FLORIDA	3:00 P.M.
15 *	TEXAS A&M	6:30 P.M.
16 *	TEXAS A&M	2:00 P.M.
17 *	TEXAS A&M	1:30 P.M.
20 !	VS. LOUISIANA-MONROE	6:30 P.M.
22 *	AT LSU	7:00 P.M.
23 *	AT LSU	6:00 P.M.
24 *	AT LSU	12:00 P.M.
26 #	VS. OLE MISS	6:00 P.M.
28 *	AT ALABAMA	6:30 P.M.
29 *	AT ALABAMA	7:00 P.M.
30 *	AT ALABAMA	3:00 P.M.

MAY

5 *	MISSOURI	6:00 P.M.
6 *	MISSOURI	7:00 P.M.
7 *	MISSOURI	2:00 P.M.
11	AT TROY	6:00 P.M.
13 *	AT AUBURN	6:00 P.M.
14 *	AT AUBURN	3:30 P.M.
15 *	AT AUBURN	1:00 P.M.
19 *	ARKANSAS	6:30 P.M.
20 *	ARKANSAS (SENIOR DAY)	6:30 P.M.
21 *	ARKANSAS	5:00 P.M.
24-29 \$	SEC TOURNAMENT	TBA

*SEC GAME • HOME GAMES IN BOLD CAPS

% GAME PLAYED AT DODGER STADIUM (LOS ANGELES, CALIF.)

GAMES PLAYED AT TRUSTMARK PARK (PEARL, MISS.) - MSU DESIGNATED HOME TEAM

! GAME PLAYED AT MGM PARK (BILOXI, MISS.) - MSU DESIGNATED HOME TEAM

\$ GAMES PLAYED AT HOOVER METROPOLITAN STADIUM (HOOVER, ALA.)

@ GAMES PLAYED AT TD AMERITRADE PARK (OMAHA, NEB.)

ALL TIMES CENTRAL AND SUBJECT TO CHANGE.

MISSISSIPPI STATE





MISSISSIPPI STATE

ALABAMA • ARKANSAS • AUBURN • FLORIDA • GEORGIA • KENTUCKY • LSU • OLE MISS

Mississippi State University Bulldogs Quick Facts

GENERAL INFORMATION

LOCATION: Starkville, Mississippi
FOUNDED: 1878
ENROLLMENT: 20,873
NICKNAME: Bulldogs
COLORS: Maroon (PMS 202) and White
STADIUM (CAPACITY): Dudy Noble Field, Polk-DeMent Stadium (15,000 — grandstand/bleacher seating: approx. 7,200)
SURFACE: Natural Turf (Tifway 419 Bermuda Grass)
DIMENSIONS: LF-330; LC-376; CF-390; RC-374; RF-326
LETTERMEN RETURNING/LOST: 17/11
POSITION STARTERS RETURNING/LOST: 6/3
PITCHERS RETURNING/LOST: 10/9

MEDIA INFORMATION

MAILING ADDRESS: P.O. Box 5308, Mississippi State, MS 39762
OFFICE TELEPHONE: (662) 325-8040

BASEBALL CONTACT: Kyle Niblett
CELL PHONE: (662) 418-9139
EMAIL: kniblett@athletics.msstate.edu
PRESS BOX PHONE: (662) 325-3776
WEBSITE: www.HailState.com

BASEBALL STAFF

HEAD COACH: John Cohen (Mississippi State University, 1990)
RECORD AT MISSISSIPPI STATE: 240-185 (7 seasons)
OVERALL RECORD: 561-381-1 (16 seasons)
BASEBALL OFFICE PHONE: (662) 325-3597
BASEBALL OFFICE FAX: (662) 325-3600

TEAM HISTORY

ALL-TIME RECORD: 2,517-1,487-28 (.628 125 SEASONS)
ALL-TIME SEC RECORD: 885-776-3 (.532 — 81 seasons)
SEC CHAMPIONSHIPS: 10 (1948-49, 1965-66, 1970-71, 1979, 1985, 1987, 1989)

SEC TOURNAMENT APPEARANCES: 30 (1977-79, 1981, 1983-85, 1987-2003, 2005, 2007, 2011-14)
SEC TOURNAMENT RECORD: 62-48 (.564)
SEC TOURNAMENT CHAMPIONSHIPS: 7 (1979, 1985, 1987, 1990, 2001, 2005, 2012)
NCAA REGIONAL APPEARANCES: 34 (1949, 1953, 1965-66, 1970-71, 1978-79, 1981, 1983-85, 1987-93, 1996-2001, 2003-07, 2011-14)
NCAA REGIONAL CHAMPIONSHIPS: 11 (1979, 1981, 1985, 1990, 1997-98, 2000-01, 2007, 2011, 2013)
SUPER REGIONAL APPEARANCES: 5 (2000, 2001, 2007, 2011, 2013)
SUPER REGIONAL CHAMPIONSHIPS: 2 (2007, 2013)
COLLEGE WORLD SERIES APPEARANCES: 9 (1971, 1979, 1981, 1985, 1990, 1997, 1998, 2007, 2013)
NATIONAL CHAMPIONSHIPS: 0
ALL-TIME NCAA TOURNAMENT RECORD: 94-76 (.553)



JOHN COHEN

Head Coach
Mississippi State University, 1990

COACHING STAFF



JOHN COHEN
Head Coach



WES JOHNSON
Assistant Coach



NICK MINGIONE
Assistant Coach

ADMINISTRATION



DR. MARK E. KEENUM
President



DR. STEVEN C. TURNER
Faculty Representative



SCOTT STRICKLIN
Athletics Director



ANN CARR
Senior Woman Administrator



KYLE NIBLETT
Baseball SID

MISSISSIPPI STATE



MISSISSIPPI STATE • MISSOURI • SOUTH CAROLINA • TENNESSEE • TEXAS A&M • VANDERBILT

NUMERICAL ROSTER

No.	Name
2	Hunter Stovall
3	Luke Reynolds
5	Mike Smith
6	Luke Alexander
7	Jacob Robson
8	Gavin Collins
9	Elih Marrero
10	Ryan Gridley
12	Reid Humphreys
13	John Holland
14	Cole Gordon
15	Jake Mangum
16	Josh Lovelady
17	Paul Young
18	Keegan James
19	Brent Rooker
20	Jared Padgett
23	Austin Sexton
25	Dakota Hudson
26	Cody Brown
28	Ryan Cyr
31	Ryan Rigby
32	Vance Tatum
33	Parker Ford
34	Kale Breaux
35	Jack Kruger
36	Nathaniel Lowe
38	Trent Waddell
39	Logan Elliot
41	Zac Houston
42	Blake Smith
44	Ethan Small
45	Jacob Billingsley
46	Trysten Barlow
47	Myles Gentry
48	Konnor Pilkington
49	Daniel Brown
51	Noah Hughes
52	Tanner Poole
53	Brant Blaylock

2016 ALPHABETICAL ROSTER

No.	Name	Pos.	B/T	Ht.	Wt.	Cl.	Hometown
6	Luke Alexander	INF	5-11	180	S-R	Fr.	Belmont, Miss.
46	Trysten Barlow	LHP	6-1	200	L-L	Fr.	Halls, Tenn.
45	Jacob Billingsley	RHP	5-11	185	R-R	RSo.	Senatobia, Miss.
53	Brant Blaylock	OF	6-1	190	R-R	Fr.	Southaven, Miss.
34	Kale Breaux	LHP	5-11	175	R-L	Fr.	Sulphur, La.
26	Cody Brown	OF	5-11	190	L-R	RJr.	Biloxi, Miss.
49	Daniel Brown	LHP	5-10	185	L-L	Jr.	Mount Vernon, Texas
8	Gavin Collins	3B/C	5-11	205	R-R	Jr.	Lake Forest, Calif.
28	Ryan Cyr	RHP	6-3	220	R-R	Fr.	Leawood, Kan.
39	Logan Elliot	RHP	6-0	175	R-R	Jr.	Dunwoody, Ga.
33	Parker Ford	RHP	6-2	205	R-R	Fr.	Lufkin, Texas
47	Myles Gentry	RHP	5-11	195	R-R	RJr.	Gulfport, Miss.
14	Cole Gordon	1B/RHP	6-5	240	L-R	RFr.	Tampa, Fla.
10	Ryan Gridley	INF	5-8	180	R-R	So.	Milton, Ga.
13	John Holland	INF	5-10	185	L-R	RSr.	Johns Creek, Ga.
41	Zac Houston	RHP	6-5	250	R-R	Jr.	Poplarville, Miss.
25	Dakota Hudson	RHP	6-5	215	R-R	Jr.	Dunlap, Tenn.
51	Noah Hughes	RHP	6-1	190	R-R	Fr.	Ridgeland, Miss.
12	Reid Humphreys	OF/INF/RHP	6-1	205	R-R	Jr.	Brandon, Miss.
18	Keegan James	RHP	6-2	225	R-R	Fr.	Southaven, Miss.
35	Jack Kruger	C	6-1	185	R-R	Jr.	Calabasas, Calif.
16	Josh Lovelady	C	5-11	200	R-R	Sr.	Prattville, Ala.
36	Nathaniel Lowe	1B	6-3	245	L-R	Jr.	Marietta, Ga.
15	Jake Mangum	OF/LHP	6-0	185	S-L	Fr.	Pearl, Miss.
9	Elih Marrero	C	5-7	200	S-R	Fr.	Miami, Fla.
20	Jared Padgett	LHP	6-4	205	L-L	Fr.	Graceville, Fla.
48	Konnor Pilkington	LHP	6-3	210	L-L	Fr.	Lucedale, Miss.
52	Tanner Poole	OF	6-3	190	R-R	Jr.	Amory, Miss.
3	Luke Reynolds	INF	6-0	195	L-R	Jr.	Forest, Miss.
31	Ryan Rigby	RHP	5-11	180	R-R	So.	Kosciusko, Miss.
7	Jacob Robson	OF	5-8	175	L-R	RJr.	Windsor, Ont., Canada
19	Brent Rooker	OF	6-3	215	R-R	RSo.	Germantown, Tenn.
23	Austin Sexton	RHP	6-1	185	R-R	Jr.	Huntsville, Ala.
44	Ethan Small	LHP	6-3	190	L-L	Fr.	Lexington, Tenn.
42	Blake Smith	RHP	6-0	195	R-R	Jr.	Fort Payne, Ala.
5	Mike Smith	OF	5-8	165	R-R	Sr.	Franklin, Tenn.
2	Hunter Stovall	INF	5-7	155	R-R	Fr.	Pelham, Ala.
32	Vance Tatum	LHP	6-4	215	L-L	Jr.	Olive Branch, Miss.
38	Trent Waddell	LHP	6-1	205	L-L	RSr.	Tuscaloosa, Ala.
17	Paul Young	RHP	6-2	205	R-R	RJr.	Milton, Fla.



DAKOTA HUDSON

- 2016 D1 Baseball & Perfect Game Preseason All-American
- Baseball America No. 20 College Prospect in 2016 MLB Draft
- Member of 2015 Cape Cod League Year-End All-League Team



JACOB ROBSON

- Hit .324 in 54 games in 2015
- Finished in the top-10 in the SEC in stolen bases and on-base percentage in 2015
- 2015 Cape Cod League All-Star



BRENT ROOKER

- 2015 NECBL MVP
- 2015 NECBL Most Improved Player
- Hit .297 in SEC play in 2015



MISSISSIPPI STATE

ALABAMA • ARKANSAS • AUBURN • FLORIDA • GEORGIA • KENTUCKY • LSU • OLE MISS

2015 RESULTS

OVERALL: 24-30 • (H) 21-14 • (A) 3-14 • (N) 0-2
SEC: 8-22

FEBRUARY		W/L	SCORE
13	CINCINNATI	W	6-2
14	MIAMI (OHIO)	W	7-1
14	CINCINNATI	W	19-5
15	CINCINNATI	W	16-7
20	MARSHALL	W	6-2
21	ALABAMA A&M	W	18-2
21	MARSHALL	W	7-4
22	ALABAMA A&M	W	2-1
24	ALCORN STATE	W	10-2
27	ARIZONA	W	4-2
28	ARIZONA	W	6-2
28	SAMFORD	W	8-2

MARCH		W/L	SCORE
1	SAMFORD	W	6-2
3	ARKANSAS-PINE BLUFF	L	2-3
6	SAN DIEGO	L	1-2
7	SAN DIEGO	W	4-2
8	SAN DIEGO	L	6-9
10	WESTERN KENTUCKY	W	6-5 (10)
11	WESTERN KENTUCKY	L	1-3
14	ALABAMA* [DH-1]	L	5-10
14	ALABAMA* [DH-2]	W	4-1
15	ALABAMA*	L	4-8
17	EASTERN ILLINOIS	W	5-2
20	AT KENTUCKY*	L	2-10
21	AT KENTUCKY*	L	7-9
22	AT KENTUCKY*	W	12-5
24	VS. SOUTHERN MISS (1)	L	0-3
27	AUBURN*	L	0-5
28	AUBURN*	L	0-4
29	AUBURN*	W	3-1
31	AT SOUTH ALABAMA	L	7-8 (11)

APRIL		W/L	SCORE
2	SOUTH CAROLINA*	W	13-2
3	SOUTH CAROLINA*	W	7-5
4	SOUTH CAROLINA*	L	7-13
7	AT MEMPHIS (2)	L	1-7
10	AT TEXAS A&M*	L	1-3
11	AT TEXAS A&M*	W	3-2
12	AT TEXAS A&M*	L	5-13
17	FLORIDA* (3)	L	3-6
18	FLORIDA* (3)	L	1-2
19	FLORIDA* (3)	L	5-10
24	AT ARKANSAS*	L	6-7
25	AT ARKANSAS*	L	1-6
26	AT ARKANSAS*	W	2-1
28	VS. OLE MISS* (4)	L	1-11
30	LSU*	L	3-5 (14)

MAY		W/L	SCORE
1	LSU*	L	4-11
2	LSU*	W	8-7 (12)
7	AT OLE MISS*	L	3-4
8	AT OLE MISS*	L	10-13
9	AT OLE MISS*	L	7-8 (10)
14	AT TENNESSEE*	L	2-5
15	AT TENNESSEE*	L	6-11
16	AT TENNESSEE*	L	2-3

*SEC GAME • HOME GAMES IN BOLD CAPS

- (1) - TRUSTMARK PARK (PEARL, MISS.)
- (2) - AUTOZONE PARK
- (3) - SUPER BULLDOG WEEKEND
- (4) - GOVERNOR'S CUP AT TRUSTMARK PARK (PEARL, MISS.)

TEAM INFORMATION

[All games Sorted by Batting avg]

Record: 24-30 Home: 21-14 Away: 3-14 Neutral: 0-2 SEC: 8-22

Player	AVG	GP	GS	AB	R	H	2B	3B	HR	RBI	TB	SLG%	BB	HBP	SO	GDP	OB%	SF	SH	SB	ATT	PO	A	E	FLD%
Jacob Robson	.324	54	50	185	41	60	5	0	1	9	68	.368	37	2	32	3	.436	3	2	21	27	85	3	1	.989
Cody Brown	.309	51	38	149	30	46	14	2	1	16	67	.450	21	3	24	1	.400	2	8	3	3	58	1	1	.983
Jake Vickerson	.300	51	33	140	29	42	8	1	1	17	55	.393	12	5	17	1	.373	1	5	8	4	4	1	.981	
Wes Rea	.287	50	47	178	25	51	4	0	0	12	55	.309	21	9	24	2	.389	0	1	6	7	48	139	8	.959
Seth Heck	.247	46	43	162	21	40	8	0	5	27	63	.389	15	5	34	2	.328	1	3	0	0	25	1	1	.963
Reid Humphreys	.246	51	46	171	11	42	9	0	1	27	54	.316	19	0	26	3	.316	3	2	1	2	107	148	2	.992
John Holland	.243	48	47	169	26	41	9	0	1	21	53	.314	14	6	19	3	.319	2	4	4	4	73	170	11	.957
Ryan Gridley	.243	35	20	92	15	28	6	0	0	12	34	.370	21	1	22	0	.439	0	0	0	0	5	6	2	.846
Luke Reynolds	.243	48	47	169	26	41	9	0	1	21	53	.314	14	6	19	3	.319	2	4	4	4	73	170	11	.957
Matthew Britton	.259	16	9	27	3	7	3	0	1	5	13	.481	4	1	5	0	.375	0	2	0	0	58	13	1	.986
Cody Walker	.257	34	20	74	10	19	3	0	2	12	28	.378	7	1	17	0	.325	1	0	0	0	1	0	0	1.000
Brent Rooker	.241	28	16	54	10	13	1	2	0	9	18	.333	8	0	15	1	.339	0	4	2	2	10	35	7	.865
Matt Spruill	.228	35	30	127	15	29	3	0	2	16	38	.299	15	1	20	3	.313	1	1	1	2	165	32	0	1.000
Gavin Collins	.222	24	20	54	7	12	1	0	0	11	13	.241	9	7	5	3	.394	1	7	0	1	144	36	1	.994
Josh Lovelady	.208	27	8	24	6	5	1	1	0	4	8	.333	3	0	7	1	.286	1	1	2	2	11	1	0	1.000
Michael Smith	.211	1	8	1	0	0	0	0	0	0	0	.000	0	0	0	0	.111	0	0	0	0	42	5	0	1.000
Trent Waddell	.208	27	8	24	6	5	1	1	0	4	8	.333	3	0	7	1	.286	1	1	2	2	11	1	0	1.000
Joey Swinarski	.208	27	8	24	6	5	1	1	0	4	8	.333	3	0	7	1	.286	1	1	2	2	11	1	0	1.000
Dakota Hudson	.170	0	0	0	0	0	0	0	0	0	0	.000	0	0	0	0	.000	0	0	0	0	1	2	0	1.000
Jesse Mccord	.169	0	0	0	0	0	0	0	0	0	0	.000	0	0	0	0	.000	0	0	0	0	1	0	0	1.000
Vance Tatum	.169	0	0	0	0	0	0	0	0	0	0	.000	0	0	0	0	.000	0	0	0	0	1	2	0	.867
Austin Sexton	.131	0	0	0	0	0	0	0	0	0	0	.000	0	0	0	0	.000	0	0	0	0	2	10	0	1.000
Paxton Stover	.120	0	0	0	0	0	0	0	0	0	0	.000	0	0	0	0	.000	0	0	0	0	0	0	0	0
Trevor Fitts	.120	0	0	0	0	0	0	0	0	0	0	.000	0	0	0	0	.000	0	0	0	0	6	7	0	1.000
Myles Gentry	.120	0	0	0	0	0	0	0	0	0	0	.000	0	0	0	0	.000	0	0	0	0	0	1	0	1.000
Paul Young	.120	0	0	0	0	0	0	0	0	0	0	.000	0	0	0	0	.000	0	0	0	0	1	0	0	1.000
Logan Elliot	.120	0	0	0	0	0	0	0	0	0	0	.000	0	0	0	0	.000	0	0	0	0	2	1	0	1.000
Levi Mintz	.120	0	0	0	0	0	0	0	0	0	0	.000	0	0	0	0	.000	0	0	0	0	1	4	1	.833
Lucas Laster	.120	0	0	0	0	0	0	0	0	0	0	.000	0	0	0	0	.000	0	0	0	0	1	9	0	1.000
Daniel Brown	.120	0	0	0	0	0	0	0	0	0	0	.000	0	0	0	0	.000	0	0	0	0	0	4	1	.800
Zac Houston	.120	0	0	0	0	0	0	0	0	0	0	.000	0	0	0	0	.000	0	0	0	0	1	6	0	1.000
Preston Brown	.120	0	0	0	0	0	0	0	0	0	0	.000	0	0	0	0	.000	0	0	0	0	4	12	1	.941

TOTALS .271 54 54 1821 285 493 87 8 22 244 662 .364 253 52 315 29 .372 17 41 47 62 1448 725 50 .978

OPPONENTS .269 54 54 1837 279 495 77 7 39 254 703 .383 198 63 395 47 .358 14 31 29 52 1437 609 58 .972

LOB - Team (464), Opp (417). DPs turned - Team (63), Opp (50). CI - Team (1), J Lovelady 1, Opp (2). IBB - Team (8), Wes Rea 2, Jacob Robson 2, G Collins 2, L Reynolds 1, Seth Heck 1, Opp (4). Picked off - G Collins 2, R Humphreys 1, J Vickerson 1, Matt Spruill 1, John Holland 1, Jacob Robson 1.

[All games Sorted by Earned run avg]

Player	ERA	W	L	APP	GS	CG	SHO	CRO	SV	IP	H	R	ER	BB	SO	2B	3B	HR	AB	B/Avg	WP	HBP	BK	SFA	SHA
Lucas Laster	3.62	4	4	13	13	2	0	0	0	69.2	76	35	28	16	48	16	2	5	278	.273	3	7	0	1	3
Austin Sexton	3.77	4	4	13	13	1	0	0	0	76.1	69	33	32	24	61	10	0	12	285	.242	7	11	0	2	1
Ross Mitchell	4.47	3	4	24	1	0	0	0	1	56.1	69	35	28	18	20	5	3	2	216	.319	3	6	1	2	5
Preston Brown	4.77	5	8	14	14	1	0	0	0	71.2	87	46	38	26	54	15	1	3	287	.303	8	8	0	1	6
Vance Tatum	5.50	3	2	15	8	1	0	0	0	54.0	56	34	33	20	42	13	0	4	202	.277	5	8	0	2	5
Trevor Fitts	2.03	2	4	20	0	0	0	6	31.0	24	9	7	13	28	1	1	0	113	.212	8	1	0	1	3	
Zac Houston	3.66	0	2	21	0	0	0	0	1	32.0	19	15	13	23	41	3	0	2	107	.178	1	4	0	2	1
Levi Mintz	4.10	0	0	18	0	0	0	0	0	26.1	25	13	12	13	23	4	0	2	99	.253	2	4	0	1	1
Dakota Hudson	4.32	1	1	17	0	0	0	0	0	16.2	16	9	8	11	26	4	0	0	63	.254	5	5	0	0	2
Daniel Brown	4.87	1	0	16	1	0	0	0	1	20.1	21	18	11	12	28	5	0	2	79	.266	4	3	0	1	2
Trent Waddell	5.40	0	0	6	0	0	0	0	0	10.0	8	6	6	3	6	0	0	3	35	.229	3	0	0	0	1
Jesse Mccord	8.31	1	0	3	3	0	0	0	0	8.2	8	8	8	7	9	0	0	2	31	.258	0	3	0	0	0
Logan Elliot	9.00	0	0	6	0	0	0	0	0	7.0	8	7	7	3	6	0	0	2	26	.308	0	3	0	1	0
Paul Young	9.00	0	0	2	0	0	0	0	0	1.0	0	1	1	4	2	0	0	0	3	.000	3	0	0	0	0
Myles Gentry	27.0	0	1	5	0	0	0	0	0	1.0	4	3	1	1	0	0	0	0	6	.667	0	0	0	0	1
Paxton Stover	94.5	0	0	2	1	0	0	0	0	.2	5	7	7	4	1	1	0	0	7	.714	0	0	0	0	0

TOTALS 4.51 24 30 54 54 5 0 0 9 482.2 495 279 242 198 395 77 7 39 1837 .269 52 63 1 14 31

MISSOURI

2016 SCHEDULE

FEBRUARY

19	SETON HALL UNIVERSITY	2:00 P.M.
20	SETON HALL UNIVERSITY (DH)	1:00 P.M.
21	SETON HALL UNIVERSITY	11:00 A.M.
24	FLORIDA INTERNATIONAL	3:00 P.M.
26	HOFSTRA UNIVERSITY	2:00 P.M.
27	HOFSTRA UNIVERSITY (DH)	1:00 P.M.
28	HOFSTRA UNIVERSITY	11:00 A.M.

MARCH

2	UNIVERSITY OF ARKANSAS - PINE BLUFF	4:00 P.M.
4	UNIVERSITY OF ILLINOIS - CHICAGO	6:00 P.M.
5	UNIVERSITY OF ILLINOIS - CHICAGO (DH)	1:00 P.M.
6	UNIVERSITY OF ILLINOIS - CHICAGO	1:00 P.M.
8	ALABAMA A&M UNIVERSITY	6:00 P.M.
9	ALABAMA A&M UNIVERSITY	4:00 P.M.
11	YOUNGSTOWN STATE UNIVERSITY	6:00 P.M.
12	YOUNGSTOWN STATE UNIVERSITY	2:00 P.M.
13	YOUNGSTOWN STATE UNIVERSITY	1:00 P.M.
15	SOUTHEAST MISSOURI	6:00 P.M.
16	SOUTHEAST MISSOURI	4:00 P.M.
18	UNIVERSITY OF FLORIDA	7:00 P.M.
19	UNIVERSITY OF FLORIDA	7:00 P.M.
20	UNIVERSITY OF FLORIDA	1:00 P.M.
25	VANDERBILT UNIVERSITY	TBA
26	VANDERBILT UNIVERSITY	TBA
27	VANDERBILT UNIVERSITY	TBA
29	SAINT LOUIS UNIVERSITY	6:30 P.M.

APRIL

1	UNIVERSITY OF ARKANSAS	TBA
2	UNIVERSITY OF ARKANSAS	TBA
3	UNIVERSITY OF ARKANSAS	TBA
5	SIU-EDWARDSVILLE	6:00 P.M.
7	AUBURN UNIVERSITY	6:30 P.M.
8	AUBURN UNIVERSITY	6:00 P.M.
9	AUBURN UNIVERSITY	1:00 P.M.
12	MISSOURI STATE UNIVERSITY	6:35 P.M.
15	LOUISIANA STATE UNIVERSITY	6:00 P.M.
16	LOUISIANA STATE UNIVERSITY	2:00 P.M.
17	LOUISIANA STATE UNIVERSITY	1:00 P.M.
22	UNIVERSITY OF SOUTH CAROLINA	7:00 P.M.
23	UNIVERSITY OF SOUTH CAROLINA	4:00 P.M.
24	UNIVERSITY OF SOUTH CAROLINA	1:30 P.M.
26	MISSOURI STATE UNIVERSITY	6:00 P.M.
29	UNIVERSITY OF TENNESSEE	TBA
30	UNIVERSITY OF TENNESSEE	TBA

MAY

1	UNIVERSITY OF TENNESSEE	TBA
3	UNIVERSITY OF ILLINOIS	6:00 P.M.
5	MISSISSIPPI STATE UNIVERSITY	TBA
6	MISSISSIPPI STATE UNIVERSITY	6:30 P.M.
7	MISSISSIPPI STATE UNIVERSITY	2:00 P.M.
13	UNIVERSITY OF GEORGIA	6:00 P.M.
14	UNIVERSITY OF GEORGIA	2:00 P.M.
15	UNIVERSITY OF GEORGIA	1:00 P.M.
17	OKLAHOMA UNIVERSITY	4:00 P.M.
19	UNIVERSITY OF KENTUCKY	6:30 P.M.
20	UNIVERSITY OF KENTUCKY	6:30 P.M.
21	UNIVERSITY OF KENTUCKY	1:00 P.M.
24-29	AT SEC TOURNAMENT	TBA

*SEC GAME • HOME GAMES IN BOLD CAPS
ALL TIMES CENTRAL AND SUBJECT TO CHANGE.



TM

University of Missouri Mizzou Quick Facts

GENERAL INFORMATION

LOCATION: Columbia, Missouri
FOUNDED: 1839
ENROLLMENT: 35,441
NICKNAME: Tigers
COLORS: Old Gold and Black
STADIUM (CAPACITY): Taylor Stadium at Simmons Field (3,031)
SURFACE: Latitude 36 Sod
DIMENSIONS: LL-340; LC-375; CF-400; RC-375; RL-340
LETTERMEN RETURNING/LOST: 17/12
POSITION STARTERS RETURNING/LOST: 5/4
PITCHERS RETURNING/LOST: 10/8

MEDIA INFORMATION

MAILING ADDRESS: P.O. Box 677, Columbia, Mo. 65205

ATHLETIC DEPARTMENT PHONE:

(573) 882-6501

BASEBALL CONTACT: Shawn Davis

CELL PHONE: (573) 268-4275

E-MAIL: davishaw@missouri.edu

PRESS BOX PHONE: (573) 884-8912

WEBSITE: MUTigers.com

BASEBALL STAFF

HEAD COACH: Tim Jamieson (New Orleans, 1984)

RECORD AT MISSOURI: 672-535-2 (21 years)

OVERALL RECORD: 672-535-2 (21 years)

BASEBALL OFFICE PHONE: (573) 882-0721

BASEBALL OFFICE FAX: (573) 882-0722

TEAM HISTORY

ALL-TIME RECORD: 2,228-1,508-20

ALL-TIME SEC RECORD: 31-59

SEC CHAMPIONSHIPS: 0

SEC TOURNAMENT APPEARANCES: 2

SEC TOURNAMENT RECORD: 1-3

SEC TOURNAMENT CHAMPIONSHIPS: 0

NCAA REGIONAL APPEARANCES: 22 (1952, 1954, 1958, 1962-65, 1976, 1978, 1980-81, 1988, 1991, 1996, 2003-09, 2012)

NCAA REGIONAL CHAMPIONSHIPS: 1 (2006)

SUPER REGIONAL APPEARANCES: 1 (2006)

SUPER REGIONAL CHAMPIONSHIPS: 0

COLLEGE WORLD SERIES APPEARANCES: 6 (1952, 1954, 1958, 1962-64)

NATIONAL CHAMPIONSHIPS: 1 (1954)

ALL-TIME NCAA TOURNAMENT RECORD: 43-46 (.483)

TIM JAMIESON

Head Coach

New Orleans, 1984



COACHING STAFF



TIM JAMIESON
Head Coach



JERRY ZULLI
Assistant Coach



HUNTER MENSE
Assistant Coach

ADMINISTRATION



MIKE MIDDLETON
Interim President



LORI FRANZ
Faculty Athletic Representative



MACK RHOADES
Athletic Director



SARAH REESMAN
Senior Woman Administrator



SHAWN DAVIS
Baseball SID

NUMERICAL ROSTER

No.	Name
2	Trey Harris
3	Shane Benes
5	Brett Bond
6	Ian Nelson
7	Kirby McGuire
8	Ryan Howard
10	Kaelan Crisosto
11	Tanner Houck
12	Jack Klages
13	Zach Lavy
16	Alex Del Rio
18	Connor Brumfield
19	Marquise Doherty
21	Grant Macciocchi
22	Chris Akmon
23	Johnny Balsamo
24	Reggie McClain
25	Jake Ring
26	Michael Plassmeyer
27	Nolan Gromacki
28	Liam Carter
30	Matt Feldt
32	Bryant Jordan
35	Tyler Hunt
36	Cole Bartlett
38	Aaron Armstrong
39	Griffin Goodrich
40	Ty Shoaff
43	Bryce Montes De Oca
44	Brian Sharp
46	Lake Dabney
47	Austin Tribby
48	Ryan Lee
55	Graham Ruopp

2016 ALPHABETICAL ROSTER

No.	Name	Height	Weight	Position	B/T	Yr.	Hometown
22	Chris Akmon	6-4	195	OF/1B	R/R	Sr.	Scottsdale, Ariz.
38	Aaron Armstrong	6-2	175	LHP	L/L	Fr.	Bloomington, Ill.
23	Johnny Balsamo	5-7	153	OF	L/L	So.	Kansas City, Mo.
36	Cole Bartlett	6-2	195	RHP	R/R	R-So.	Williamsburg, Ind.
3	Shane Benes	6-2	204	INF	R/R	So.	Town and Country, Mo.
5	Brett Bond	6-1	210	C/INF	S/R	So.	St. Louis, Mo.
18	Connor Brumfield	5-11	174	OF	L/L	Fr.	Columbia, Mo.
28	Liam Carter	6-7	191	RHP	R/R	R-Fr.	Highland Park, Ill.
10	Kaelan Crisosto	6-0	190	INF	R/R	So.	Redding, Calif.
46	Lake Dabney	6-7	207	LHP	L/L	So.	Driftwood, Texas
16	Alex Del Rio	5-11	178	C	L/R	So.	Munster, Ind.
19	Marquise Doherty	6-1	205	OF	R/R	Fr.	Kansas City, Mo.
30	Matt Feldt	6-1	205	OF	L/R	R-Sr.	Festus, Mo.
39	Griffin Goodrich	6-3	208	RHP	R/R	R-Jr.	Kirkwood, Mo.
27	Nolan Gromacki	5-11	186	RHP	R/R	So.	Smithville, Mo.
2	Trey Harris	5-10	215	INF/OF	R/R	So.	Powder Springs, Ga.
11	Tanner Houck	6-5	209	RHP	R/R	So.	Collinsville, Ill.
8	Ryan Howard	6-1	194	INF	R/R	Jr.	St. Charles, Mo.
35	Tyler Hunt	5-11	210	RHP	R/R	Sr.	Huntsville, Mo.
32	Bryant Jordan	6-1	182	RHP	R/R	Fr.	Hubertus, Wis.
12	Jack Klages	6-0	194	C	L/R	Jr.	St. Louis, Mo.
13	Zach Lavy	6-3	223	INF	L/R	Sr.	Auxvasse, Mo.
48	Ryan Lee	6-3	197	RHP	R/R	R-So.	Grandview, Mo.
21	Grant Macciocchi	6-2	176	RHP	R/R	Fr.	West Chester Township, Ohio
24	Reggie McClain	6-2	201	RHP	R/R	R-Sr.	Duluth, Ga.
7	Kirby McGuire	5-11	178	OF	R/R	Jr.	Round Rock, Texas
43	Bryce Montes De Oca	6-7	271	RHP	R/R	So.	Lawrence, Kan.
6	Ian Nelson	5-9	201	INF	L/R	Fr.	Lake St. Louis, Mo.
26	Michael Plassmeyer	6-2	195	LHP	L/L	Fr.	St. Louis, Mo.
25	Jake Ring	5-11	179	OF	L/L	Jr.	Ingleside, Ill.
55	Graham Ruopp	6-1	205	RHP	R/R	Fr.	Cape Girardeau, Mo.
44	Brian Sharp	6-1	204	INF/C	L/R	Fr.	Liberty, Mo.
40	Ty Shoaff	6-0	224	LHP	L/L	Fr.	Akron, Ohio
47	Austin Tribby	6-5	234	LHP	L/L	Sr.	Springfield, Mo.



TANNER HOUCK

- Preseason all-American
- Consensus freshman all-american
- All-sec freshman team
- Golden spikes award watch list
- #1 2017 draft prospect (perfect game)
- USA baseball #1 draft prospect (Baseball America)
- SEC pitcher of the week (April 6, 2015)



RYAN HOWARD

- USA Baseball Collegiate National Team Starting SS (2015)
- Top-100 2016 MLB Draft Prospect (D1Baseball.com)
- Led team in batting, hits, at-bats and total bases in 2015



REGGIE McCLAIN

- - SEC Pitcher of the week (Feb. 16, 2015)
- - SEC Pitcher of the week (Feb. 23, 2015)



MISSOURI

ALABAMA • ARKANSAS • AUBURN • FLORIDA • GEORGIA • KENTUCKY • LSU • OLE MISS

2015 RESULTS

OVERALL: 30-28 • (H) 13-14 • (A) 7-11 • (N) 10-3
SEC: 15-15

FEBRUARY

	W/L	SCORE
13 IONA (1)	W	4-3
13 IONA (1)	W	1-0
14 IONA (1)	W	6-3
14 IONA (1)	W	14-2 (7)
19 CORPUS CHRISTI (2)	L	2-3
20 SAM HOUSTON STATE (2)	W	2-0
21 CORPUS CHRISTI (2)	W	5-1
22 PURDUE (2)	W	1-0
28 ILLINOIS-CHICAGO (DH-1) (3)	W	3-2
28 ILLINOIS-CHICAGO (DH-2) (3)	W	2-1

MARCH

1 ILLINOIS-CHICAGO (3)	W	10-1
6 WISCONSIN-MILWAUKEE	L	4-7
7 WISCONSIN-MILWAUKEE	L	1-5
8 WISCONSIN-MILWAUKEE	L	1-3
10 TRUMAN STATE	W	10-2
11 SIU-EDWARDSVILLE	W	9-4
14 AT GEORGIA* [DH-1]	W	5-1
14 AT GEORGIA* [DH-2]	W	8-4 (10)
15 AT GEORGIA*	W	6-0
17 AIR FORCE	W	6-0
18 AIR FORCE	L	2-4
20 SOUTH CAROLINA*	W	3-2
21 SOUTH CAROLINA*	W	4-3 (10)
22 SOUTH CAROLINA*	L	5-7
24 ARKANSAS-PINE BLUFF	L	3-8
25 ARKANSAS-PINE BLUFF	W	9-3
27 AT TEXAS A&M*	L	4-7
28 AT TEXAS A&M*	W	3-2
29 AT TEXAS A&M*	L	6-14
31 VS. ILLINOIS (4)	L	3-4

APRIL

3 FLORIDA*	L	1-5
4 FLORIDA*	W	10-1
5 FLORIDA*	W	5-3
9 AT TENNESSEE*	L	2-5
10 AT TENNESSEE*	W	8-3
11 AT TENNESSEE*	W	10-1
14 UALR	L	3-4
17 ALABAMA*	W	4-3
18 ALABAMA* [DH-1]	L	0-6
18 ALABAMA* [DH-2]	W	5-3
21 MISSOURI STATE	L	8-9
24 AT VANDERBILT*	L	2-9
25 AT VANDERBILT*	L	2-12
26 AT VANDERBILT*	L	2-5
28 AT MISSOURI STATE	L	8-13

MAY

1 OLE MISS*	W	4-2
2 OLE MISS*	W	18-1
3 OLE MISS*	L	3-4
5 SEMO	L	5-8
8 AT LSU*	L	3-8
9 AT LSU*	L	2-8
10 AT LSU*	L	5-6 (10)
14 KENTUCKY*	L	0-1
15 KENTUCKY*	W	6-3
16 KENTUCKY*	L	2-8
19 VS. SOUTH CAROLINA (5)	W	5-1
20 VS. VANDERBILT (5)	L	6-7 (10)
21 VS. ALABAMA (5)	L	3-4

*SEC Game • Home Games in BOLD CAPS

(1) - CARY, N.C.

(2) - CORPUS CHRISTI, TEXAS

(3) - MILLINGTON, TENNESSEE

(4) - SAUGET, ILL.

(5) - SEC TOURNAMENT (HOOVER, ALA.)

TEAM INFORMATION

[All games Sorted by Batting avg]

Record: 30-28 Home: 13-14 Away: 7-11 Neutral: 10-3 SEC: 15-15

Player	AVG	GP	GS	AB	R	H	2B	3B	HR	RBI	TB	SLG%	BB	HBP	SO	GDP	OB%	SF	SH	SB	ATT	PO	A	E	FLD%
Ryan Howard	.308	58	58	224	29	69	13	0	5	39	97	.433	18	5	24	13	.369	2	2	6	11	73	170	7	.972
Brett Bond	.294	50	46	163	24	48	2	0	5	25	65	.399	12	3	36	6	.352	1	0	4	4	321	35	7	.981
Jake Ring	.282	58	58	220	39	62	15	3	4	30	95	.432	30	4	48	2	.376	1	3	8	12	129	3	.978	
Josh Lester	.280	58	58	211	33	59	8	2	7	42	92	.436	30	1	30	2	.363	6	1	2	6	26	125	8	.950
Trey Harris	.263	53	52	186	27	49	7	1	4	22	70	.376	10	3	37	3	.307	3	5	6	7	52	6	1.000	
Brett Peel	.257	57	57	214	40	55	9	2	1	15	71	.332	31	6	47	2	.362	3	4	22	30	92	158	7	.973
Zach Lavy	.238	58	58	210	27	50	9	3	4	30	77	.367	12	1	50	4	.281	1	2	11	12	550	33	11	.981
Chris Akmon	.276	14	6	29	7	8	2	0	1	4	13	.448	5	0	6	1	.382	0	0	0	0	1	0	1	0.500
Jack Klages	.231	26	20	65	10	15	6	0	1	5	24	.369	9	1	18	0	.333	0	0	1	1	139	23	0	1.000
Shane Benes	.225	19	19	71	8	16	4	1	2	8	28	.394	2	1	24	1	.257	0	0	0	0	0	0	0	0
Jake Ivory	.221	35	32	104	12	23	4	0	4	10	39	.375	5	2	30	5	.268	1	3	2	2	38	2	2	.952
Logan Bone	.214	10	2	14	0	3	1	0	0	3	4	.286	0	0	6	0	.214	0	1	0	0	0	1	0	1.000
Logan Pearson	.192	27	22	73	7	14	3	1	0	4	19	.260	10	0	25	0	.286	1	2	4	5	35	1	0	1.000
Case Munson	.153	42	32	98	10	15	3	1	3	11	29	.296	6	6	35	0	.239	3	4	3	5	52	1	2	.964
Alex Del Rio	.143	6	2	7	1	1	0	0	0	1	1	.143	2	0	1	0	.333	0	0	0	0	0	0	0	0
Andrew Schwaab	0	26	3	0	0	0	0	0	0	0	0	0	0	0	0	0	0	0	0	0	0	17	2	0	.895
Alec Rash	0	4	3	0	0	0	0	0	0	0	0	0	0	0	0	0	0	0	0	0	0	1	1	0	1.000
Jace James	0	12	0	0	0	0	0	0	0	0	0	0	0	0	0	0	0	0	0	0	0	1	0	0	1.000
Lake Dabney	0	16	0	0	0	0	0	0	0	0	0	0	0	0	0	0	0	0	0	0	0	0	0	3	0
Nolan Gromacki	0	1	0	0	0	0	0	0	0	0	0	0	0	0	0	0	0	0	0	0	0	0	0	0	0
Bryce Montes De O	0	7	0	0	0	0	0	0	0	0	0	0	0	0	0	0	0	0	0	0	0	2	0	1	.667
Ryan Lee	0	5	0	0	0	0	0	0	0	0	0	0	0	0	0	0	0	0	0	0	0	1	1	0	1.000
Brandon Baker	0	3	0	0	0	0	0	0	0	0	0	0	0	0	0	0	0	0	0	0	0	0	2	0	1.000
Reggie McClain	0	15	15	0	0	0	0	0	0	0	0	0	0	0	0	0	0	0	0	0	0	2	23	4	.862
Tanner Houck	0	15	15	0	0	0	0	0	0	0	0	0	0	0	0	0	0	0	0	0	0	7	21	0	1.000
Peter Fairbanks	0	15	15	0	0	0	0	0	0	0	0	0	0	0	0	0	0	0	0	0	0	7	16	0	1.000
Breckin Williams	0	25	0	0	0	0	0	0	0	0	0	0	0	0	0	0	0	0	0	0	0	1	7	0	1.000
Austin Tribby	0	31	0	0	0	0	0	0	0	0	0	0	0	0	0	0	0	0	0	0	0	1	5	1	.857
John Miles	0	14	7	0	0	0	0	0	0	0	0	0	0	0	0	0	0	0	0	0	0	2	6	1	.900
TOTALS	.258	58	58	1889	274	487	86	14	41	249	724	.383	182	33	417	39	.330	22	27	69	95	1533	657	59	1.000
OPPONENTS	.248	58	58	1926	239	477	68	16	44	223	709	.368	148	60	456	36	.319	12	30	71	90	1510	574	45	.979

LOB - Team (369), Opp (405). DPs turned - Team (42), Opp (41). TPs turned - Team (1). CI - Team (1), Bond 1. IBB - Team (6), Lester 4, Pearson 1, Howard 1, Opp (4).
Picked off - Ring 2, Peel 2, Lester 1, Howard 1, Munson 1, Harris 1, Benes 1.

[All games Sorted by Earned run avg]

Player	ERA	W	L	APP	GS	CG	SHO	CBO	SV	IP	H	R	ER	BB	SO	2B	3B	HR	AB	B/Avg	WP	HBP	BK	SFA	SHA
Peter Fairbanks	3.40	4	5	15	15	0	0	1	0	76.2	73	33	29	28	79	10	1	7	288	.253	6	8	2	3	2
Tanner Houck	3.49	8	5	15	15	1	0	0	0	100.2	89	40	39	12	91	14	6	8	379	.235	2	7	1	2	6
Reggie McClain	3.56	7	7	15	15	2	1	1	0	101.0	96	45	40	19	80	16	3	6	373	.257	10	4	1	1	11
Lake Dabney	1.17	1	0	16	0	0	0	0	0	23.0	23	5	3	5	12	1	0	0	89	.258	5	3	0	1	0
Breckin Williams	1.98	4	4	25	0	0	0	2	13	36.1	32	11	8	9	39	4	1	1	136	.235	1	1	0	1	4
Alec Rash	3.21	3	0	4	3	0	0	1	0	14.0	12	5	5	10	9	1	1	0	54	.222	1	2	0	0	0
Andrew Schwaab	3.81	2	1	26	3	0	0	2	1	52.0	42	25	22	20	50	4	1	4	185	.227	3	14	0	0	5
Jace James	4.26	0	1	12	0	0	0	0	0	12.2	10	6	6	2	10	2	1	2	47	.213	0	3	0	0	0
John Miles	4.71	1	2	14	7	0	0	1	0	42.0	37	27	22	17	22	5	1	7	161	.230	6	7	0	1	0
Ryan Lee	5.06	0	0	5	0	0	0	0	0	5.1	6	4	3	3	6	1	0	1	22	.273	1	0	0	0	0
Austin Tribby	5.86	0	3	31	0	0	0	2	0	35.1	45	27	23	13	36	6	1	8	143	.315	2	2	0	3	2
Brandon Baker	6.00	0	0	3	0	0	0	0	0	3.0	7	2	2	1	2	2	0	0	16	.438	1	3	0	0	0
Bryce Montes De O	6.75	0	0	7	0	0	0	1	0	8.0	3	8	6	9	10	1	0	0	28	.107	2	5	2	0	0
Nolan Gromacki	9.00	0	0	1	0	0	0	0	0	1.0	2	1	1	0	0	1	0	0	5	.400	0	1	0	0	0
TOTALS	3.65	30	28	58	58	7	2	4	14	511	477	239	207	148	456	68	16	44	1926	.248	40	60	6	12	30
OPPONENTS	4.36	28	58	58	7	2	1	12	503.1	487	274	244	182	417	86	14	41	1889	.258	39	33	8	22	27	

PB - Team (11), Bond 6, Klages 5, Opp (5). Pickoffs - Team (9), Fairbanks 4, McClain 3, Bond 1, Klages 1, Opp (9). SBA/ATT - Bond (49-58), Klages (22-29), Fairbanks (15-20), McClain (13-15), Houck (10-12), Miles (9-1

2016 SCHEDULE

FEBRUARY

19	ALBANY	4:00 P.M.
20	ALBANY	2:00 P.M.
21	ALBANY	1:30 P.M.
23	APPALACHIAN STATE	4:00 P.M.
24	WINTHROP	4:00 P.M.
26	PENN STATE	4:00 P.M.
27	PENN STATE	2:00 P.M.
28	PENN STATE	1:30 P.M.

MARCH

1	AT THE CITADEL	7:00 P.M.
4	CLEMSON	7:00 P.M.
5	CLEMSON	2:30 P.M.
6	AT CLEMSON	2:00 P.M.
8	WOFFORD	7:00 P.M.
9	FURMAN	7:00 P.M.
11	CHARLESTON SOUTHERN	7:00 P.M.
12	CHARLESTON SOUTHERN	4:00 P.M.
13	CHARLESTON SOUTHERN	1:30 P.M.
15	AT USC UPSTATE	7:00 P.M.
16	DAVIDSON	7:00 P.M.
18	ARKANSAS*	7:30 P.M.
19	ARKANSAS*	4:00 P.M.
20	ARKANSAS*	1:30 P.M.
24	AT OLE MISS*	7:30 P.M.
25	AT OLE MISS*	7:30 P.M.
26	AT OLE MISS	3:00 P.M.
29	COLLEGE OF CHARLESTON	7:00 P.M.
31	AT VANDERBILT*	8:00 P.M.

APRIL

1	AT VANDERBILT*	7:30 P.M.
2	AT VANDERBILT*	3:00 P.M.
5	COASTAL CAROLINA	7:00 P.M.
8	TENNESSEE*	7:00 P.M.
9	TENNESSEE*	4:00 P.M.
10	TENNESSEE*	1:30 P.M.
12	NORTH CAROLINA	7:00 P.M.
15	AT GEORGIA*	7:00 P.M.
16	AT GEORGIA*	2:00 P.M.
17	AT GEORGIA*	1:00 P.M.
20	AT FURMAN	7:00 P.M.
22	MISSOURI*	7:00 P.M.
23	MISSOURI*	4:00 P.M.
24	MISSOURI*	1:30 P.M.
29	FLORIDA*	7:00 P.M.
30	FLORIDA*	4:00 P.M.

MAY

1	FLORIDA*	1:30 P.M.
4	USC UPSTATE	7 P.M.
6	AT KENTUCKY*	6:30 P.M.
7	AT KENTUCKY*	6:30 P.M.
8	AT KENTUCKY*	3:00 P.M.
10	PRESBYTERIAN	7:00 P.M.
13	TEXAS A&M*	7:00 P.M.
14	TEXAS A&M*	7:30 P.M.
15	TEXAS A&M*	4:00 P.M.
17	THE CITADEL	7:00 P.M.
19	AT ALABAMA*	8:00 P.M.
20	AT ALABAMA*	8:00 P.M.
21	AT ALABAMA*	3:00 P.M.
24-29	AT SEC TOURNAMENT	TBA

*SEC GAME • HOME GAMES IN BOLD CAPS
ALL TIMES EASTERN AND SUBJECT TO CHANGE.

SOUTH CAROLINA





SOUTH CAROLINA

ALABAMA • ARKANSAS • AUBURN • FLORIDA • GEORGIA • KENTUCKY • LSU • OLE MISS

University of South Carolina Gamecocks Quick Facts

GENERAL INFORMATION

LOCATION: Columbia, South Carolina
FOUNDED: 1801
ENROLLMENT: 32,972
NICKNAME: Gamecocks
COLORS: Garnet & Black
STADIUM (CAPACITY): Founders Park (6,400 permanent seats — 8,242 standing-room only)
SURFACE: Bermuda Rye Grass
DIMENSIONS: LF-325; LC-375; CF-400; RC-375; RF-325
LETTERWINNERS RETURNING/LOST: 22/13
POSITION STARTERS RETURNING/LOST: 5/4
PITCHERS RETURNING/LOST: 13/3

MEDIA INFORMATION

MAILING ADDRESS: University of South Carolina Athletics, Rice Athletics Center, 1304 Heyward Street, Columbia, SC 29208

MEDIA RELATIONS MAIN PHONE:

(803) 777-5204

BASEBALL CONTACT: Andrew Kitick

CELL PHONE: (803) 240-4150

E-MAIL: kitick@mailbox.sc.edu

PRESS BOX PHONE:

(803) 777-6648

WEBSITE:

www.GamecocksOnline.com

BASEBALL STAFF

HEAD COACH: Chad Holbrook (North Carolina, 1994)

RECORD AT SOUTH CAROLINA: 119-63 (3 years)

OVERALL RECORD: 119-63 (3 years)

BASEBALL OFFICE PHONE: (803) 777-7830

BASEBALL OFFICE FAX: (803) 777-5672

TEAM HISTORY

ALL-TIME RECORD: 2,487-1,490-17 (.625)

ALL-TIME SEC RECORD: 399-298-1 (.572)

SEC CHAMPIONSHIPS: 3 (2000, 2002, 2011)

SEC TOURNAMENT APPEARANCES: 23 (1992-95, 1997-2015)

SEC TOURNAMENT RECORD: 25-41 (.379)

SEC TOURNAMENT CHAMPIONSHIPS: 1 (2004)

NCAA REGIONAL APPEARANCES: 30 (1974-77, 1980-86, 1988, 1992-93, 1998, 2000-14)

NCAA REGIONAL CHAMPIONSHIPS: 16 (1975, 1977, 1981-82, 1985, 2000-04, 2006-07, 2010-13)

SUPER REGIONAL APPEARANCES: 11 (2000-04, 2006-07, 2010-13)

SUPER REGIONAL CHAMPIONSHIPS: 6 (2002-04, 2010-12)

COLLEGE WORLD SERIES APPEARANCES: 11 (1975, 1977, 1981, 1982, 1985, 2002, 2003, 2004, 2010-12)

NATIONAL CHAMPIONSHIPS: 2 (2010-11)

ALL-TIME NCAA TOURNAMENT RECORD: 128-64 (.667)

CHAD HOLBROOK

Head Coach

North Carolina, 1994



COACHING STAFF



CHAD HOLBROOK
Head Coach



JERRY MEYERS
Associate Head Coach



SAMMY ESPOSITO
Assistant Coach

ADMINISTRATION



DR. HARRIS PASTIDES
President



DR. ZACH KELEHEAR
Faculty Representative



RAY TANNER
Athletics Director



JUDY VAN HORN
Senior Woman Administrator



ANDREW KITICK
Baseball SID

MISSOURI • MISSISSIPPI STATE

SOUTH CAROLINA



MISSISSIPPI STATE • MISSOURI • SOUTH CAROLINA • TENNESSEE • TEXAS A&M • VANDERBILT

NUMERICAL ROSTER

No.	Name
3	Jared Williams
4	Danny Blair
5	TJ Hopkins
6	Clarke Schmidt
7	DC Arendas
8	Marcus Mooney
9	Brandon Murray
10	Clark Scolamiero
11	LT Tolbert
13	Colton Provey
14	Madison Stokes
15	Adam Hill
16	Harrison Smith
17	Taylor Widener
18	Tyler Haswell
19	Gene Cone
20	Jonah Bride
21	Tyler Johnson
22	John Jones
22	Brandon McIlwain
23	John Jones
23	Vince Fiori
24	Alex Destino
25	Ross Grosvenor
26	Matt Vogel
27	Hayden Heflin
28	John Parke
30	Braden Webb
31	Weber Pike
32	Canaan Cropper
33	Chris Cullen
35	Kyle Anderson
37	Wil Crowe
38	Hunter Taylor
39	Reed Scott
40	Colie Bowers
42	Dom Thompson-Williams
44	Brandon McIlwain
45	Caleb Whitenton
46	Dillon Hodge
47	Josh Reagan
48	Matt Williams
49	Cody Morris
50	Hank Nichols

2016 ALPHABETICAL ROSTER

No.	Name	Pos.	B/T	Ht.	Wt.	Cl.	Hometown
35	Kyle Anderson	LHP	L-L	5-11	180	Fr.-HS	Evans, Ga.
7	DC Arendas	INF	L-R	6-1	195	Sr.-3L	Greensboro, N.C.
4	Danny Blair	OF	L-L	5-10	185	Fr.-HS	Bel Air, Md.
40	Colie Bowers	RHP	R-R	5-11	175	Jr.-JC	Lexington, S.C.
20	Jonah Bride	INF	R-R	5-10	190	So.-JC	Owasso, Okla.
19	Gene Cone	OF	L-L	6-0	170	Jr.-2L	Columbia, S.C.
32	Canaan Cropper	RHP	R-R	5-11	190	So.-1L	Salisbury, Md.
37	Wil Crowe	RHP	R-R	6-2	265	Jr.-2L	Sevierville, Tenn.
33	Chris Cullen	C	R-R	6-5	200	Fr.-HS	Cumming, Ga.
24	Alex Destino	LHP/1B	L-L	6-2	225	So.-1L	Weaverville, N.C.
23	Vince Fiori	LHP	L-L	6-0	180	Sr.-3L	Ramsey, N.J.
25	Ross Grosvenor	1B	R-R	6-4	270	Jr.-JC	Franklin, Tenn.
18	Tyler Haswell	RHP	R-R	5-11	180	So.-1L	Lawrenceville, Ga.
27	Hayden Heflin	RHP	R-R	5-9	160	Jr.-JC	Summerville, S.C.
15	Adam Hill	RHP	R-R	6-5	180	Fr.-HS	Anderson, S.C.
46	Dillon Hodge	LHP	L-L	5-10	190	Jr.-RS	Lexington, S.C.
5	TJ Hopkins	OF	R-R	6-1	180	Fr.-HS	Summerville, S.C.
21	Tyler Johnson	RHP	R-R	6-2	200	So.-1L	Midlothian, Va.
22	John Jones	C	S-R	5-11	190	So.-JC	Orlando, Fla.
44	Brandon McIlwain	OF	R-R	6-1	200	Fr.-HS	Newton, Pa.
8	Marcus Mooney	INF	R-R	5-9	160	Sr.-2L	Loxahatchee, Fla.
49	Cody Morris	RHP	R-R	6-4	210	Fr.-HS	Laurel, Md.
9	Brandon Murray	RHP	R-R	6-2	200	So.-1L	Hobart, Ind.
50	Hank Nichols	LHP	L-L	6-3	205	Fr.-HS	Greenville, S.C.
28	John Parke	LHP	L-L	6-3	215	Jr.-2L	Greenville, S.C.
31	Weber Pike	OF	R-R	5-8	200	Jr.-2L	Beaufort, S.C.
13	Colton Provey	RHP	R-R	6-1	210	Jr.-JC	Columbia, Tenn.
47	Josh Reagan	LHP	L-L	6-1	170	Jr.-2L	Lexington, S.C.
6	Clarke Schmidt	RHP	R-R	6-1	195	So.-1L	Acworth, Ga.
10	Clark Scolamiero	OF	L-L	6-0	175	So.-1L	Simpsonville, S.C.
39	Reed Scott	RHP	R-R	6-0	185	Jr.-2L	Marietta, Ga.
16	Harrison Smith	RHP	R-R	5-9	155	Fr.-HS	Mt. Pleasant, S.C.
14	Madison Stokes	INF	R-R	6-2	200	So.-1L	Columbia, S.C.
38	Hunter Taylor	C	R-R	5-11	215	So.-1L	Onley, Va.
42	Dom Thompson-Williams	OF	L-L	6-0	185	Jr.-JC	Sioux City, Iowa
11	LT Tolbert	INF	L-R	6-2	180	Fr.-HS	Piedmont, S.C.
26	Matt Vogel	RHP	R-R	6-0	185	Jr.-2L	Medford, N.Y.
30	Braden Webb	RHP	R-R	6-2	195	Fr.-HS	Owasso, Okla.
45	Caleb Whitenton	1B	R-R	6-2	260	Fr.-HS	Alto, Ga.
17	Taylor Widener	RHP	L-R	6-0	210	Jr.-2L	Aiken, S.C.
3	Jared Williams	OF	R-R	5-10	180	Fr.-RS	Gilbert, S.C.
48	Matt Williams	INF	L-R	6-0	215	So.-1L	Honea Path, S.C.



ALEX DESTINO

- Preseason All-SEC by Perfect Game
- Rated No. 13 best prospect in the SEC for 2017 by Perfect Game
- Rated by Baseball America as No. 4 best prospect in the Coastal Plain League in the summer of 2015
- 2015 Coastal Plain League All-Star
- Played in 48 games with 42 starts in 2015 and hit six homers with 35 RBI



CLARKE SCHMIDT

- Rated No. 14 best prospect in the SEC for 2017 by Perfect Game
- Made 18 appearances with 10 starts as a freshman, struck out 55 batters in 58.0 innings pitched



TAYLOR WIDENER

- Rated by Baseball America as No. 2 best prospect in the Coastal Plain League in the summer of 2015
- Rated No. 198 best college prospect in the nation for 2016 by D1Baseball
- 2015 Coastal Plain League All-Star
- 2015 NCBWA Stopper of the Year Midseason Watch List, finished 2015 with nine saves



SOUTH CAROLINA

ALABAMA • ARKANSAS • AUBURN • FLORIDA • GEORGIA • KENTUCKY • LSU • OLE MISS

2015 RESULTS

OVERALL: 32-25 Home: 25-11 Away: 6-13 Neutral: 1-1
SEC: 13-17

FEBRUARY W/L SCORE

13	COLLEGE OF CHARLESTON	L	3-6
14	COLLEGE OF CHARLESTON (DH-1)	W	7-1
14	COLLEGE OF CHARLESTON (DH-2)	W	8-3
17	FURMAN	W	5-2
21	NORTHEASTERN (DH-1)	W	10-1
21	NORTHEASTERN (DH-2)	W	6-0
22	NORTHEASTERN	W	6-4
27	AT CLEMSON	L	4-11
28	VS. CLEMSON (1)	W	4-1

MARCH

2	CLEMSON	L	0-7
3	CHARLESTON SOUTHERN	W	10-4
4	HIGH POINT	W	11-3
6	MIAMI (OHIO)	W	2-0
7	MIAMI (OHIO)	W	7-0
8	MIAMI (OHIO)	W	5-3
10	PENN STATE	W	3-0
11	PENN STATE	W	13-3
13	KENTUCKY*	W	10-1
14	KENTUCKY*	W	4-3
15	KENTUCKY*	W	6-4 (10)
17	WINTHROP	L	5-7 (11)
20	AT MISSOURI*	L	2-3
21	AT MISSOURI*	L	3-4 (10)
22	AT MISSOURI*	W	7-5
24	AT COASTAL CAROLINA	L	8-9 (11)
27	GEORGIA*	L	5-6 (11)
28	GEORGIA*	L	3-4
29	GEORGIA*	W	8-5
31	AT THE CITADEL	W	2-0

APRIL

2	AT MISSISSIPPI STATE*	L	2-13
3	AT MISSISSIPPI STATE*	L	5-7
4	AT MISSISSIPPI STATE*	W	13-7
7	APPALACHIAN STATE	W	11-1
8	THE CITADEL	W	4-2
10	AT FLORIDA*	L	3-14
11	AT FLORIDA*	L	5-12
12	AT FLORIDA*	L	2-12
14	PRESBYTERIAN	L	4-7 (10)
16	VANDERBILT*	L	0-12
17	VANDERBILT*	W	5-2
18	VANDERBILT*	W	3-2
21	AT FURMAN (1)	L	1-2
24	AT TENNESSEE*	W	4-0
25	AT TENNESSEE*	L	3-4
26	AT TENNESSEE*	L	4-10

MAY

1	AUBURN*	W	10-1
2	AUBURN*	L	2-6
3	AUBURN*	L	0-3
6	WOFFORD	W	5-3
8	AT TEXAS A&M*	W	9-7
9	AT TEXAS A&M*	L	14-15
10	AT TEXAS A&M*	W	8-7
12	USC UPSTATE	W	17-0
14	LSU*	W	10-7
15	LSU*	L	2-9
16	LSU*	L	1-8
19	VS. MISSOURI (2)	L	1-5

JUNE

1	UNC-WILMINGTON (6)	W	2-0
6	LOUISIANA-LAFAYETTE (7)	W	4-3
7	LOUISIANA-LAFAYETTE (7)	W	6-3

*SEC GAME • HOME GAMES IN BOLD CAPS

(1) - GREENVILLE, S.C. (FLUOR FIELD)

(2) - SEC TOURNAMENT (HOOVER, ALA.)

TEAM INFORMATION

[All games Sorted by Batting avg]

Record: 32-25 Home: 25-11 Away: 6-13 Neutral: 1-1 SEC: 13-17

Player	AVG	GP	GS	AB	R	H	2B	3B	HR	RBI	TB	SLG%	BB	HBP	SO	GDP	OB%	SF	SH	SB	ATT	PO	A	E	FLD%	
KKyle Martin	.350	57	56	203	50	71	12	2	14	56	129	.635	39	5	27	3	.455	6	1	11	12	515	24	1	.998	
Elliott Caldwell	.328	56	54	195	34	64	5	8	3	41	94	.482	32	4	42	1	.426	4	1	13	16	78	5	2	.976	
Max Schrock	.328	51	51	192	44	63	11	2	6	34	96	.500	32	1	18	5	.419	4	2	8	10	75	100	13	.931	
Gene Cone	.257	57	57	214	48	55	4	2	2	12	69	.322	35	7	32	2	.377	1	4	13	14	145	3	1	.993	
Jordan Gore	.255	48	45	161	27	41	2	1	1	20	48	.298	16	1	25	6	.322	2	5	3	5	61	97	13	.924	
Alex Destino	.251	48	42	167	15	42	6	0	6	35	66	.395	9	0	41	4	.288	1	0	0	0	0	0	0	0	
DC Arendas	.215	54	47	144	22	31	6	0	3	21	46	.319	38	7	49	2	.388	7	4	5	8	24	89	6	.950	
Weber Pike	.500	3	0	4	1	2	0	0	0	0	2	.500	0	0	0	0	.500	0	0	0	0	0	0	0	0	
Hunter Taylor	.238	32	26	80	11	19	2	0	2	15	27	.338	11	1	25	1	.333	1	0	1	1	166	24	3	.984	
Clark Scolamiero	.214	36	13	56	9	12	1	0	0	6	13	.232	5	0	8	1	.274	1	2	4	4	33	0	2	.943	
Marcus Mooney	.213	34	32	108	19	23	6	0	1	12	32	.296	7	3	13	3	.275	2	4	2	4	47	97	5	.966	
Madison Stokes	.207	25	21	82	6	17	4	0	0	9	21	.256	3	0	24	1	.233	1	0	0	0	15	25	4	.909	
Logan Koch	.179	44	30	112	9	20	2	0	2	10	28	.250	8	1	22	3	.240	0	4	1	1	265	32	3	.990	
Patrick Harrington	.167	26	4	24	5	4	0	0	0	2	4	.167	5	1	8	2	.333	0	0	1	1	5	0	0	1.000	
Collin Steagall	.154	9	2	13	0	2	0	0	0	2	2	.154	1	0	8	0	.214	0	0	0	0	5	0	0	1.000	
Connor Bright	.149	38	30	114	15	17	2	0	3	16	28	.246	11	3	29	1	.240	1	2	1	1	57	1	1	.983	
Matt Williams	.111	10	1	9	0	1	0	0	0	0	1	.111	1	0	2	0	.200	0	0	0	0	5	4	0	1.000	
Jared Martin	0	4	1	4	0	0	0	0	0	0	0	0	0	0	0	0	0	0	0	0	0	10	1	1	.917	
Wil Crowe	0	9	9	0	0	0	0	0	0	0	0	0	0	0	0	0	0	0	0	0	0	0	0	0	1.000	
Clarke Schmidt	0	18	10	0	0	0	0	0	0	0	0	0	0	0	0	0	0	0	0	0	0	0	1	7	0	1.000
John Parke	0	11	0	0	0	0	0	0	0	0	0	0	0	0	0	0	0	0	0	0	0	0	1	1	.500	
Josh Reagan	0	15	7	0	0	0	0	0	0	0	0	0	0	0	0	0	0	0	0	0	0	0	11	1	.923	
Tyler Haswell	0	5	2	0	0	0	0	0	0	0	0	0	0	0	0	0	0	0	0	0	0	0	4	1	.800	
Brandon Murray	0	21	0	0	0	0	0	0	0	0	0	0	0	0	0	0	0	0	0	0	0	0	1	3	0	1.000
Taylor Widener	0	19	3	0	0	0	0	0	0	0	0	0	0	0	0	0	0	0	0	0	0	0	0	0	0	0
Matthew Vogel	0	11	3	0	0	0	0	0	0	0	0	0	0	0	0	0	0	0	0	0	0	0	2	0	1.000	
Tyler Johnson	0	7	1	0	0	0	0	0	0	0	0	0	0	0	0	0	0	0	0	0	0	0	1	0	1.000	
Reed Scott	0	22	5	0	0	0	0	0	0	0	0	0	0	0	0	0	0	0	0	0	0	6	10	1	.941	
Canaan Cropper	0	10	1	0	0	0	0	0	0	0	0	0	0	0	0	0	0	0	0	0	0	0	1	0	1.000	
Jack Wynkoop	0	17	15	0	0	0	0	0	0	0	0	0	0	0	0	0	0	0	0	0	0	0	1	26	1	.964
Preston Johnson	0	9	0	0	0	0	0	0	0	0	0	0	0	0	0	0	0	0	0	0	0	0	1	0	1.000	
Cody Mincey	0	18	0	0	0	0	0	0	0	0	0	0	0	0	0	0	0	0	0	0	0	2	4	1	.857	
Vince Fiori	0	25	2	0	0	0	0	0	0	0	0	0	0	0	0	0	0	0	0	0	0	3	9	0	1.000	
TOTALS	0.257	57	57	1882	315	484	63	15	43	291	706	0.375	253	34	374	35	0.35	31	29	63	77	1522	591	61	0.972	
OPPONENTS	0.268	57	57	1932	278	517	101	4	34	249	728	0.377	206	45	456	42	0.348	21	35	48	70	1487	597	62	0.971	

LOB - Team (427), Opp (440). DPs turned - Team (56), Opp (47). CI - Team (1), Koch 1. IBB - Team (7), K. Martin 7, Opp (6). Picked off - Cone 1, Caldwell 1.

[All games Sorted by Earned run avg]

Player	ERA	W	L	APP	GS	CG	SHO	CBO	SV	IP	H	R	ER	BB	SO	2B	3B	HR	AB	B/Avg	WP	HBP	BK	SFA	SHA
Jack Wynkoop	3.27	8	5	16	14	1	0	2	1	104.2	121	47	38	14	86	24	0	4	416	.291	6	5	0	3	7
Clarke Schmidt	4.81	2	2	18	10	0	0	0	0	58.0	70	37	31	20	55	16	0	5	231	.303	5	9	1	3	5
John Parke	0	2	0	11	0	0	0	2	0	9.1	5	2	0	10	10	0	0	0	33	.152	1	1	0	0	1
Alex Destino	0	0	0	1	0	0	0	0	0	0.2	1	1	0	3	1	0	0	0	4	.250	0	0	0	0	0
Canaan Cropper	1.46	0	0	10	1	0	0	2	0	12.1	14	4	2	7	1	0	0	49	.286	4	3	0	1	0	
Reed Scott	3.20	2	3	22	5	0	0	1	2	50.2	48	23	18	19	35	7	0	5	186	.258	0	4	0	1	4
Vince Fiori	4.06	3	1	25	2	0	0	2	2	31.0	24	16	14	21	32	8	0	2	108	.222	7	7	0	1	5
Tyler Haswell	4.15	0	0	5	2	0	0	2	0	8.2	6	5	4	7	9	3	0	1	30	.200	1	0	0	0	1
Brandon Murray	4.32	5	0	21	0	0	0	1	2	33.1	33	18	16	11	18	6	1	1	126	.262	5	5	0	2	3
Tyler Johnson	4.70	0	0	7	1	0	0	1	0	7.2	8	5	4	1	8	1	0	2	28	.286	0	0	0	0	0
Josh Reagan	4.72	2	2	15	7	0	0	1	0	47.2	54	27	25	10	34	8	1	6	187	.289	3	3	0	3	2
Taylor Widener	4.78	1	5	19	3	0	0	2	9	32.0	33	19	17	19	44	6	0	3	125	.264	4	3	0	3	0
Preston Johnson	4.80	2	0	9	0	0	0	1	0	15.0	13	8	8	5	15	2	0	0	54	.241	4	1	0	2	0
Wil Crowe	4.91	3	4	9	9	1	0	2	0	51.1	52	32	28	19	59	12									

2016 SCHEDULE

TENNESSEE

FEBRUARY

19	MEMPHIS	5:00 P.M.
20	MEMPHIS	1:00 P.M.
21	MEMPHIS	1:00 P.M.
26	AT GRAND CANYON ^	9:00 P.M.
27	SAINT MARY'S ^	3:00 P.M.
28	CENTRAL MICHIGAN ^	1:00 P.M.

MARCH

2	CINCINNATI	3:00 P.M.
4	MARYLAND #	12:00 P.M.
5	AT EAST CAROLINA #	4:30 P.M.
6	SOUTHEASTERN LOUISIANA #	11:00 A.M.
8	WESTERN KENTUCKY	6:00 P.M.
9	AT ETSU	6:00 P.M.
11	UC IRVINE	5:00 P.M.
12	UC IRVINE	1:00 P.M.
13	UC IRVINE	1:00 P.M.
15	AT UNC ASHEVILLE	6:00 P.M.
18	OLE MISS *	7:00 P.M.
19	OLE MISS *	4:00 P.M.
20	OLE MISS *	2:00 P.M.
22	TENNESSEE TECH	7:00 P.M.
25	AT ALABAMA *	8:00 P.M.
26	AT ALABAMA *	9:00 P.M.
27	AT ALABAMA *	4:00 P.M.
29	MTSU	6:00 P.M.
30	UNC ASHEVILLE	6:00 P.M.

APRIL

1	KENTUCKY *	6:00 P.M.
2	KENTUCKY *	4:00 P.M.
3	KENTUCKY *	2:00 P.M.
6	MOREHEAD STATE	6:00 P.M.
8	AT SOUTH CAROLINA *	7:00 P.M.
9	AT SOUTH CAROLINA *	4:00 P.M.
10	AT SOUTH CAROLINA *	1:30 P.M.
12	APPALACHIAN STATE	6:00 P.M.
14	AT AUBURN *	7:00 P.M.
15	AT AUBURN *	7:00 P.M.
16	AT AUBURN *	2:00 P.M.
19	AT MTSU	7:00 P.M.
22	VANDERBILT *	6:00 P.M.
23	VANDERBILT *	4:00 P.M.
24	VANDERBILT *	2:00 P.M.
26	EASTERN KENTUCKY	6:00 P.M.
27	ALABAMA STATE	6:00 P.M.
29	AT MISSOURI *	7:00 P.M.
30	AT MISSOURI *	5:00 P.M.

MAY

1	AT MISSOURI *	2:00 P.M.
6	FLORIDA *	6:00 P.M.
7	FLORIDA *	4:00 P.M.
8	FLORIDA *	2:00 P.M.
10	BELMONT	6:00 P.M.
13	LSU *	6:00 P.M.
14	LSU *	1:00 P.M.
15	LSU *	2:00 P.M.
17	ETSU	6:00 P.M.
19	AT GEORGIA *	7:00 P.M.
20	AT GEORGIA *	7:00 P.M.
21	AT GEORGIA *	12:00 P.M.
24-29	SEC TOURNAMENT	TBA

*SEC GAME • HOME GAMES IN BOLD CAPS

^ GRAND CANYON CLASSIC PARTICIPANTS INCLUDE: GRAND CANYON UNIVERSITY, CENTRAL MICHIGAN, SAINT MARY'S COLLEGE (CALIF) AND TENNESSEE.

ECU KEITH LECLAIR CLASSIC PARTICIPANTS INCLUDE: EAST CAROLINA UNIVERSITY, MARYLAND, SOUTHEASTERN LOUISIANA AND TENNESSEE.

ALL TIMES EASTERN AND SUBJECT TO CHANGE.



T TENNESSEE

ALABAMA • ARKANSAS • AUBURN • FLORIDA • GEORGIA • KENTUCKY • LSU • OLE MISS

University of Tennessee Volunteers Quick Facts

GENERAL INFORMATION

LOCATION: Knoxville, Tennessee
FOUNDED: 1794
ENROLLMENT: 27,845
NICKNAME: Volunteers (Vols)
COLORS: Orange (PMS 151) and White
STADIUM (CAPACITY): Lindsey Nelson Stadium (4,283)
SURFACE: Tifway Bermuda Grass
DIMENSIONS: L-320; C-390; R-320
LETTERWINNERS RETURNING/LOST: 20/11
POSITIONAL STARTERS RETURNING/LOST: 4/3
PITCHERS RETURNING/LOST: 11/5

MEDIA RELATIONS

MAILING: University of Tennessee Athletics, 1551 Lake Loudoun Blvd., Knoxville, TN 37996
OFFICE PHONE/FAX: (865) 974-8876/974-8875

BASEBALL CONTACT: MJ Burns
CELL PHONE: (713) 419-4583
E-MAIL: MJBurns@utk.edu
PRESS BOX PHONE: (865) 974-3376
WEBSITE: www.UTSports.com

BASEBALL STAFF

HEAD COACH: Dave Serrano (Trinity College and University, 2003)
RECORD AT TENNESSEE: 101-111 (.476)—4 years)
OVERALL RECORD: 390-250-1 (.608, 11 years)
BASEBALL OFFICE PHONE: (865) 974-2057
BASEBALL OFFICE FAX: (865) 974-5393

TEAM HISTORY

ALL-TIME RECORD: 1,947-1,523-14 (.559)
ALL-TIME SEC RECORD: 1,941-1,520-14 (.559)
SEC CHAMPIONSHIPS: 3 (1951, 1994-95)


SEC TOURNAMENT APPEARANCES: 14 (1982-84, 1993-97, 2001, 2004-05, 2007, 2014-15)
SEC TOURNAMENT RECORD: 25-22 (.532)
SEC TOURNAMENT CHAMPIONSHIPS: 3 (1993-95)
NCAA REGIONAL APPEARANCES: 9 (1952, 1993-97, 2001, 2004-05)
NCAA REGIONAL CHAMPIONSHIPS: 3 (1995, 2001, 2005)
SUPER REGIONAL APPEARANCES: 2 (2001, 2005)
SUPER REGIONAL CHAMPIONSHIPS: 2 (2001, 2005)
COLLEGE WORLD SERIES APPEARANCES: 4 (1951, 1995, 2001, 2005)
NATIONAL CHAMPIONSHIPS: 0
ALL-TIME NCAA TOURNAMENT RECORD: 31-21 (.596)

DAVE SERRANO

Head Coach
Trinity College
and University,
2003



COACHING STAFF



DAVE SERRANO
Head Coach



LARRY SIMCOX
Assistant Head Coach



ARIC THOMAS
Assistant Coach

ADMINISTRATION



DR. JIMMY CHEEK
Chancellor



DR. DONALD BRUCE
Faculty Athletics Representative



DAVE HART
Athletics Director



DONNA THOMAS
Senior Woman Administrator



MJ BURNS
Baseball SID

ALPHABETICAL ROSTER

No. Name

19	Bartlett, Max
21	Cammarata, Dominick
46	Cox, Andy
41	Freeman, Eric
5	Hall, Chris
24	Harper-Cook, Alex
25	Harris, Bryant
37	Jackson, Richard
40	Jackson, Vincent
27	Kane, Steven
17	Lance, Derek
2	Langhorne, Brett
1	Leftridge, Brodie
28	Lipinski, Jon
12	Martin, Hunter
35	Mascia, Nico
6	Moberg, Jeff
32	Neal, Daniel
15	Neely, Will
4	Pruett, Jared
8	Ramirez, Leno
9	Reid, Zach
34	Robinson, Quint
7	Rodgers, Jordan
31	Santiago, Benito
14	Schultz, Tyler
13	Senzel, Nick
11	Serrano, Kyle
44	Skelly, Sean
20	Soto, Aaron
29	Vasquez, Daniel
22	Waldren, Matt
23	Warren, Zach
16	Westphal, Jacob

2016 NUMERICAL ROSTER

No.	Name	Pos.	B/T	Ht.	Wt.	Cl.	Hometown
1	Brodie Leftridge	OF	R/R	6-1	165	SO	Baltimore, Md.
2	Brett Langhorne	INF	L/R	6-3	200	SO	Mechanicsville, Va.
4	Jared Pruett	INF	L/R	5-8	160	SR	Dallas, Texas
5	Chris Hall	OF	L/R	5-11	180	SR	Lebanon, Tenn.
6	Jeff Moberg	INF	R/R	5-9	170	SR	Murrieta, Calif.
7	Jordan Rodgers	INF	R/R	6-1	185	JR	Bartlett, Tenn.
8	Leno Ramirez	INF	L/R	5-8	190	JR	Dover, Okla.
9	Zach Reid	LHP	R/L	5-11	165	SO	Montgomery, Ala.
11	Kyle Serrano	RHP	R/R	6-3	200	JR	Knoxville, Tenn.
12	Hunter Martin	RHP	R/R	6-1	195	JR	Murfreesboro, Tenn.
13	Nick Senzel	INF	R/R	6-1	205	JR	Knoxville, Tenn.
14	Tyler Schultz	C	L/R	5-10	180	RS SR	Huntington Beach, Calif.
15	Will Neely	RHP	R/R	5-11	160	FR	Knoxville, Tenn.
16	Jacob Westphal	RHP/OF	R/R	6-0	195	SO	Sioux City, Iowa
17	Derek Lance	OF/INF	R/R	5-10	185	SR	Knoxville, Tenn.
19	Max Bartlett	INF	R/R	6-0	170	JR	Starkville, Miss.
20	Aaron Soto	LHP	L/L	5-10	180	SO	Miami Lakes, Fla.
21	Dominick Cammarata	1B/DH	R/R	6-2	213	RS FR	Asheville, NC
22	Matt Waldren	OF	R/L	6-0	195	JR	Phoenix, Ariz.
23	Zach Warren	LHP	L/L	6-5	200	SO	Vineland, N.J.
24	Alex Harper-Cook	LHP	L/L	6-2	180	FR	Maryville, Tenn.
25	Bryant Harris	OF	R/R	6-3	218	FR	Hampton, Ga.
27	Steven Kane	RHP	R/R	6-4	205	SR	Huntington Beach, Calif.
28	Jon Lipinski	RHP	R/R	6-2	210	JR	Coral Springs, Fla.
29	Daniel Vasquez	RHP/OF	R/R	5-10	185	FR	El Cajon, Calif.
31	Benito Santiago	C	L/R	5-10	175	SO	Pembroke Pines, Fla.
32	Daniel Neal	UTL	R/R	6-3	195	FR	London, Ky.
34	Quint Robinson	RHP	R/R	6-4	215	SO	Nashville, Tenn.
35	Nico Mascia	C	S/R	5-10	190	FR	Knoxville, Tenn.
37	Richard Jackson	RHP	R/R	5-11	200	RS FR	Atlanta, Ga.
40	Vincent Jackson	OF	L/L	6-5	215	SR	McDonough, Ga.
41	Eric Freeman	RHP	R/R	6-5	210	RS SO	Knoxville, Tenn.
44	Sean Skelly	C	R/R	5-11	190	FR	Mission Viejo, Calif.
46	Andy Cox	LHP	R/L	6-1	185	SR	Bartlett, Tenn.



ANDY COX

- Recorded the second-best season on the Vols' staff in 2015 with a 3-3 record, 3.36 ERA and 63 strikeouts over 67.0 innings pitched, second-most on the team
- One of eight seniors on the Tennessee Volunteers squad in 2016, the most seniors on a UT roster in over a decade
- Named to the 2014 Gregg Olson Award Watch List for "Breakout Player of the Year"



NICK SENZEL

- Named to four Preseason All-America teams entering his junior campaign in 2016
- Tabbed a 2015 Summer Collegiate All-American First Team player by Perfect Game in 2015.
- Hit a team-best .325 for the Volunteers in 2015, while also leading UT with 65 hits, 12 doubles and five triples
- In 2014, Senzel earned Freshman All-American honors from Louisville Slugger and Perfect Game, as well as an SEC All-Freshman Team nod after hitting .315 with 57 hits, 37 runs scored and 14 stolen bases during his debut season on Rocky Top.



KYLE SERRANO

- Captured the most wins for the 2015 Tennessee pitching staff with a 5-4 record over 22 games, including eight starts
- Named a Top 100 MLB Draft Prospect by Baseball America entering the 2016 season, ranking No. 42 overall.
- Selected by the Colorado Rockies in the 29th round of the 2013 MLB First-Year Player Draft out of Farragut High School (Knoxville, Tenn.)

TENNESSEE

ALABAMA • ARKANSAS • AUBURN • FLORIDA • GEORGIA • KENTUCKY • LSU • OLE MISS

2015 RESULTS

OVERALL: 24-26 • (H) 13-11 • (A) 10-14 • (N) 1-1
SEC: 11-18

FEBRUARY W/L SCORE

13	AT FLORIDA INTERNATIONAL	L	3-4
14	AT FLORIDA INTERNATIONAL	W	9-2
15	AT FLORIDA INTERNATIONAL	L	0-3
20	VS. LIPSCOMB (1)	W	6-0
25	AT BELMONT	W	4-1
27	AT UC IRVINE (DH-1)	L	2-5
27	AT UC IRVINE (DH-2)	L	1-2
28	AT UC IRVINE	W	12-10

MARCH W/L SCORE

6	GRAND CANYON	W	4-1
7	GRAND CANYON	L	0-1
8	GRAND CANYON	W	7-1
10	ETSU	W	5-2
11	MOREHEAD STATE	L	8-11
13	AT FLORIDA*	W	6-3
14	AT FLORIDA*	L	3-8
15	AT FLORIDA*	L	4-9
17	AUSTIN PEAY	W	3-0
20	GEORGIA*	L	1-2
21	GEORGIA*	L	7-12
22	GEORGIA*	L	4-10
25	CINCINNATI	W	7-0
27	AT VANDERBILT*	L	0-9
28	AT VANDERBILT*	W	9-5
29	AT VANDERBILT*	L	3-14

APRIL W/L SCORE

1	AT ARKANSAS STATE	W	7-4
3	AT OLE MISS*	L	7-10
4	AT OLE MISS*	W	6-3
5	AT OLE MISS*	W	4-2
9	MISSOURI*	W	5-2
10	MISSOURI*	L	3-8
11	MISSOURI*	L	1-10
14	AT MIDDLE TENNESSEE STATE	L	5-7
16	AT KENTUCKY*	L	0-5
17	AT KENTUCKY*	L	1-3
18	AT KENTUCKY*	L	3-5
21	AT ETSU	W	14-7
24	SOUTH CAROLINA*	L	0-4
25	SOUTH CAROLINA*	W	4-3
26	SOUTH CAROLINA*	W	10-4

MAY W/L SCORE

1	TEXAS A&M*	L	5-6
2	TEXAS A&M*	L	1-6
3	TEXAS A&M*	L	7-8
6	BELMONT	W	7-2
8	AT ARKANSAS*	W	5-4
10	AT ARKANSAS*	L	2-5
12	UNC ASHEVILLE	W	4-3 (10)
14	MISSISSIPPI STATE*	W	5-2
15	MISSISSIPPI STATE*	W	11-6
16	MISSISSIPPI STATE*	W	3-2
19	VS. ARKANSAS (2)	L	1-2

*SEC Game • Home Games in **BOLD CAPS**

(1) - EMERSON, GA. (LAKEPOINT SPORTING COMMUNITY AND TOWN CENTER)

(2) - SEC TOURNAMENT (HOOVER, ALA.)

TEAM INFORMATION

[All games Sorted by Batting avg] Record: 24-26 Home: 13-11 Away: 10-14 Neutral: 1-1 SEC: 11-18

Player	AVG	GP	GS	AB	R	H	2B	3B	HR	RBI	TB	SLG%	BB	HBP	SO	GDP	OB%	SF	SH	SB	ATT	PO	A	E	FLD%
Nick Senzel	.325	50	50	200	33	65	12	5	4	28	99	.495	23	3	36	2	.399	2	0	7	10	81	130	7	.968
Christin Stewart	.311	50	50	177	39	55	8	2	15	47	112	.633	28	15	38	4	.443	1	0	4	9	68	0	0	1.000
Andrew Lee	.306	44	37	144	22	44	10	2	9	31	85	.590	14	6	35	4	.388	1	0	1	4	95	9	1	.990
A.J. Simcox	.293	50	50	188	29	55	7	3	1	27	71	.378	19	3	30	4	.362	3	8	15	18	72	136	10	.954
Vincent Jackson	.321	23	22	81	12	26	3	1	0	7	31	.383	12	5	14	1	.439	0	1	7	12	47	0	3	.940
Jordan Rodgers	.278	38	23	97	9	27	6	0	0	12	33	.340	8	4	21	1	.351	2	3	0	1	32	23	1	.982
David Houser	.277	34	24	83	6	23	3	0	0	4	26	.313	11	2	20	4	.375	0	3	0	0	194	21	4	.982
Jared Pruett	.273	26	23	77	16	21	4	0	0	5	25	.325	8	8	12	0	.398	0	2	1	2	10	22	0	1.000
Nathaniel Maggio	.235	33	26	85	7	20	3	0	3	9	32	.376	11	3	26	1	.340	1	1	1	1	132	7	3	.979
Chris Hall	.222	44	33	99	20	22	0	0	0	6	22	.222	13	10	12	1	.366	1	7	9	12	76	3	0	1.000
Parker Wormsley	.214	37	16	56	4	12	2	0	0	9	14	.250	3	0	13	3	.254	0	5	1	1	145	12	1	.994
Brodie Leftridge	.205	28	21	73	9	15	3	1	1	3	23	.315	1	0	24	1	.216	0	5	2	2	52	0	2	.963
Derek Lance	.173	23	19	75	9	13	3	0	0	2	16	.213	4	0	18	1	.215	0	3	4	5	69	1	1	.986
Andrew Plunkett	.172	18	7	29	4	5	0	0	1	6	8	.276	4	2	10	2	.297	2	0	0	0	0	0	0	0
Jeff Moberg	.167	15	9	30	2	5	1	0	1	3	9	.300	1	2	5	0	.242	0	5	0	0	5	9	5	.737
Johnny Youngblood	.154	10	4	13	4	2	0	0	0	2	2	.154	2	1	4	0	.294	1	1	0	1	13	0	1	.929
Benito Santiago	.132	33	26	76	3	10	1	0	0	1	11	.145	5	2	29	1	.205	0	8	5	5	188	33	4	.982
Brett Langhorne	.097	13	10	31	1	3	0	0	0	1	3	.097	2	0	7	1	.152	0	1	0	2	8	13	2	.913
Steven Kane	0	19	0	0	0	0	0	0	0	0	0	0	0	0	0	0	0	0	0	0	0	1	4	2	.714
Drake Owenby	0	15	12	0	0	0	0	0	0	0	0	0	0	0	0	0	0	0	0	0	0	2	7	1	.900
Hunter Martin	0	14	6	0	0	0	0	0	0	0	0	0	0	0	0	0	0	0	0	0	0	2	9	1	.917
Kyle Serrano	0	22	8	0	0	0	0	0	0	0	0	0	0	0	0	0	0	0	0	0	0	2	4	1	.857
Andy Cox	0	21	7	0	0	0	0	0	0	0	0	0	0	0	0	0	0	0	0	0	0	1	18	3	.864
Jacob Westphal	0	12	0	0	0	0	0	0	0	0	0	0	0	0	0	0	0	0	0	0	0	1	6	1	.875
Zach Reid	0	2	0	0	0	0	0	0	0	0	0	0	0	0	0	0	0	0	0	0	0	0	0	0	0
Peter Lenstrohm	0	17	0	0	0	0	0	0	0	0	0	0	0	0	0	0	0	0	0	0	0	1	3	0	1.000
Zach Warren	0	8	5	0	0	0	0	0	0	0	0	0	0	0	0	0	0	0	0	0	0	0	3	0	1.000
Quint Robinson	0	2	0	0	0	0	0	0	0	0	0	0	0	0	0	0	0	0	0	0	0	0	0	0	0
Bret Marks	0	13	12	0	0	0	0	0	0	0	0	0	0	0	0	0	0	0	0	0	0	9	8	2	.895
Aaron Soto	0	5	0	0	0	0	0	0	0	0	0	0	0	0	0	0	0	0	0	0	0	0	0	0	0
0	1	0	0	0	0	0	0	0	0	0	0	0	0	0	0	0	0	0	0	0	0	0	0	0	0

TOTALS 0.262 50 50 1614 229 423 66 14 35 203 622 0.385 169 66 354 31 0.353 14 53 57 85 1306 481 56 0.97

OPPONENTS 0.249 50 50 1632 238 407 90 15 27 209 608 0.373 186 35 396 30 0.336 18 28 37 63 1310 565 63 0.967

LOB - Team (378), Opp (356). DPs turned - Team (35), Opp (39). CI - Team (1), Houser 1, Opp (1). IBB - Team (9), Stewart 3, Simcox 2, Lee 2, Maggio 1, Jackson 1, Opp (7). Picked off - Simcox 4, Maggio 3, Senzel 3, Lee 1, Pruett 1, Jackson 1.

[All games Sorted by Earned run avg]

Player	ERA	W	L	APP	GS	CG	SHO	CBO	SV	IP	H	R	ER	BB	SO	2B	3B	HR	AB	B/Avg	WP	HBP	BK	SFA	SHA
Bret Marks	2.92	4	5	13	12	0	0	1	0	77.0	58	32	25	28	89	12	2	6	287	.202	5	6	0	1	3
Andy Cox	3.36	3	3	21	7	0	0	2	3	67.0	59	33	25	35	63	11	1	4	239	.247	7	7	0	1	11
Kyle Serrano	4.47	5	4	22	8	0	0	1	0	54.1	46	33	27	24	47	6	2	7	198	.232	8	3	0	3	1
Drake Owenby	4.83	2	6	15	12	0	0	1	0	69.0	76	45	37	19	60	11	5	4	279	.272	2	4	0	2	3
Quint Robinson	0	0	0	2	0	0	0	0	0	2.0	0	0	0	1	3	0	0	0	6	0	1	0	0	0	
Zach Reid	0	0	0	2	0	0	0	0	0	1.0	2	0	0	0	0	0	0	0	5	400	0	0	0	0	
Aaron Soto	2.08	0	0	5	0	0	0	0	0	4.1	5	2	1	1	4	0	0	0	18	.278	1	0	0	0	0
Andrew Lee	2.67	4	2	21	0	0	0	2	9	27.0	21	8	8	5	32	5	0	1	90	.233	1	1	0	3	4
Jacob Westphal	3.79	1	1	12	0	0	0	1	0	19.0	16	8	8	11	13	6	0	0	68	.235	3	2	0	1	0
Steven Kane	4.64	2	1	19	0	0	0	2	0	33.0	39	21	17	16	26	13	2	3	128	.305	5	3	0	3	1
Zach Warren	5.09	2	0	8	5	0	0	2	0	23.0	21	13	13	10	16	4	1	1	85	.247	6	3	0	0	1
Hunter Martin	5.35	1	3	14	6	0	0	0	1	35.1	40	26	21	28	29	13	0	1	142	.282	7	5	0	2	1
Peter Lenstrohm	5.64	0	1	17	0	0	0	0	1	22.1	22	16	14	7	13	8	2	0	82	.268	1	0	2	3	0
Eric Freeman	9.00	0	0	1	0	0	0	0	0	1.0	2	1	1	1	1	0	0	0	5	.400	0	0	0	0	0

TOTALS 4.01 24 26 50 50 0 3 3 14 435.1 407 238 194 186 396 90 15 27 1632 0.249 46 35 0 18 28

OPPONENTS 3.79 26 24 50 50 1 5 5 14 436.2 423 229 184 169 354 66 14 35 1614 0.262 23 66 4 14 53

PB - Team (13), Santiago 7, Houser 6, Opp (6). Pickoffs - Team (6), Santiago 1, Warren 1, Serrano 1, Cox 1, Kane 1, Marks 1, Opp (13). SBA/ATT - Houser (18-31), Santiago (19-29), Cox (4-11), Kane (4-10), Serrano (8-9), Warren (5-7), Martin, H. (4-6), Owenby (3-6), Lee (2-5), Marks (3-4), Westphal (3-3), Lenstrohm (0-1), Freeman (1-1).

[All games Sorted by Fielding pct]

Player	C	PO	A	E	FLD%	DPs	SBA	CSB	SBA%	PB	CI
Chris Hall	79	76	3	0	1.000	0	0	0	-	0	0
Christin Stewart	68	68	0	0	1.000	0	0	0	-	0	0
Jared Pruett	32	10	22	0	1.000	3	0	0	-	0	0
Peter Lenstrohm	4	1	3	0	1.000	0	0	1	0	0	0
Z											

2016 SCHEDULE

FEBRUARY

19	HOFSTRA	6:30 PM
20	HOFSTRA	2:00 PM
21	HOFSTRA	12:00 PM
23	STEPHEN F. AUSTIN	6:30 PM
24	PRAIRIE VIEW A&M	6:30 PM
26	AT PEPPERDINE	4:00 PM
27	AT PEPPERDINE	3:00 PM
28	AT PEPPERDINE	3:00 PM

MARCH

1	HOUSTON BAPTIST	6:30 PM
4	YALE	6:30 PM
5	YALE	2:00 PM
6	YALE	12:00 PM
8	NORTHWESTERN STATE	6:30 PM
9	NORTHWESTERN STATE	6:30 PM
11	FRESNO STATE	6:30 PM
12	FRESNO STATE	2:00 PM
13	FRESNO STATE	1:00 PM
15	TEXAS	6:30 PM
18	* AT AUBURN	6:30 PM
19	* AT AUBURN	3:00 PM
20	* AT AUBURN	1:00 PM
22	TEXAS A&M-CORPUS CHRISTI	6:30 PM
24	* LSU	6:30 PM
25	* LSU	6:30 PM
26	* LSU	2:00 PM
29	AT HOUSTON	6:30 PM

APRIL

1	* AT FLORIDA	6:00 PM
2	* AT FLORIDA	6:00 PM
3	* AT FLORIDA	12:00 PM
5	AT RICE	6:30 PM
8	* GEORGIA	6:30 PM
9	* GEORGIA	1:00 PM
10	* GEORGIA	1:00 PM
12	ABILENE CHRISTIAN	6:30 PM
15	* AT MISSISSIPPI STATE	6:30 PM
16	* AT MISSISSIPPI STATE	3:00 PM
17	* AT MISSISSIPPI STATE	1:30 PM
19	TEXAS STATE	6:30 PM
22	* ALABAMA	6:30 PM
23	* ALABAMA	2:00 PM
24	* ALABAMA	1:00 PM
26	UT ARLINGTON	6:30 PM
29	* AT ARKANSAS	6:30 PM
30	* AT ARKANSAS	6:00 PM

MAY

1	* AT ARKANSAS	1:00 PM
4	INCARNATE WORD	6:30 PM
5	* VANDERBILT	6:30 PM
6	* VANDERBILT	6:30 PM
7	* VANDERBILT	2:30 PM
13	* AT SOUTH CAROLINA	6:00 PM
14	* AT SOUTH CAROLINA	3:00 PM
15	* AT SOUTH CAROLINA	12:30 PM
17	SAM HOUSTON STATE	6:30 PM
19	* OLE MISS	6:30 PM
20	* OLE MISS	6:30 PM
21	* OLE MISS	2:00 PM
24-29	SEC TOURNAMENT	TBA

*SEC GAME • HOME GAMES IN BOLD CAPS

- (1) – HOUSTON COLLEGE CLASSIC, HOUSTON, TEXAS
(MINUTE MAID PARK)
(2) – HOOVER METROPOLITAN STADIUM (HOOVER, ALA.)
ALL TIMES CENTRAL AND SUBJECT TO CHANGE.

TEXAS A&M



Texas A&M University Aggies Quick Facts

GENERAL INFORMATION

LOCATION: College Station, Texas
FOUNDED: 1872 (opened 1876)
ENROLLMENT: 62,185
NICKNAME: Aggies
COLORS: Maroon and White
STADIUM (CAPACITY): Olsen Field at Blue Bell Park (6,100)
SURFACE: Grass (Tifway Bermuda)
DIMENSIONS: LF-330; LC-375; CF-400; RC-375; RF-330
LETTERMEN RETURNING/LOST: 17/11
POSITION STARTERS RETURNING/LOST: 6/4
PITCHERS RETURNING/LOST: 9/5

MEDIA INFORMATION

MAILING ADDRESS: P.O. Box 30017, College Station, TX 77842-3017

ATHLETIC DEPARTMENT PHONE: (979) 845-5129

BASEBALL CONTACT: Thomas Dick
CELL PHONE: (512) 784-2153
E-MAIL: tddick@athletics.tamu.edu
PRESS BOX PHONE: (979) 458-3604
WEBSITE: www.12thMan.com

BASEBALL STAFF

HEAD COACH: Rob Childress (Northwood, 1990)
RECORD AT A&M: 409-222-2 (11th season)
OVERALL RECORD: 409-222-2 (11th season)
BASEBALL OFFICE PHONE: (979) 845-4810
BASEBALL OFFICE FAX: (979) 458-2273

TEAM HISTORY

ALL-TIME RECORD: 2,574-1,452-42 (.638)
ALL-TIME SEC RECORD: 45-42 (.517)
SEC CHAMPIONSHIPS: 0

SEC TOURNAMENT APPEARANCES: 3 (2013-15)

SEC TOURNAMENT RECORD: 4-4 (.500)
SEC TOURNAMENT CHAMPIONSHIPS: 0
NCAA REGIONAL APPEARANCES: 31 (1951, 1955, 1959, 1964, 1975-78, 1984, 1986-89, 1991-93, 1995, 1997-99, 2003-04, 2007, 2009-15)

NCAA REGIONAL CHAMPIONSHIPS: 7 (1993, 1999, 2004, 2007-08, 2011, 2015)
SUPER REGIONAL APPEARANCES: 6 (1999, 2004, 2007-08, 2011, 2015)
SUPER REGIONAL CHAMPIONSHIPS: 2 (1999, 2011)
COLLEGE WORLD SERIES APPEARANCES: 5 (1951, 1964, 1993, 1999, 2011)

NATIONAL CHAMPIONSHIPS: 0
ALL-TIME NCAA TOURNAMENT RECORD: 69-68 (.504)

ROB CHILDRESS

Head Coach
 Northwood, 1990



COACHING STAFF



ROB CHILDRESS
 Head Coach



JUSTIN SEELY
 Assistant Coach



WILL BOLT
 Assistant Coach

ADMINISTRATION



MICHAEL YOUNG
 President



DR. TOM ADAIR
 Faculty Representative



SCOTT WOODWARD
 Athletics Director



JAKE CARLSON
 Volunteer Assistant Coach



SAMANTHA HUGE
 Senior Woman Administrator



THOMAS DICK
 Baseball SID

NUMERICAL ROSTER

No.	Name
2	Ryne Birk
3	Alan Campero
4	Nick Banks
5	Michael Barash
8	Boomer White
9	Walker Pennington
10	Andrew Vinson
11	J.B. Moss
12	Corbin Martin
13	Blake Kopetsky
14	Kyle Simonds
15	Brigham Hill
17	Joel Davis
18	Nick Choruby
20	Dayne Sommer
21	Cason Sherrrod
22	Tyler Ivey
23	Turner Larkins
25	Austin Homan
27	Ryan Hendrix
28	Mark Ecker
31	Trey Jimmerson
32	Stephen Kolek
33	Ronnie Gideon
34	Mitchell Kilkeny
36	Ty Schlottmann
37	Coll Stanley
38	Jace Vines
40	Jonathan Moroney
41	Lee May Gonzalez
42	Tristan Metten
44	George Janca
45	Dakota Klein
50	Hunter Melton
54	Cole Bedford
56	Kaylor Chafin

2016 ALPHABETICAL ROSTER

No.	Name	Pos.	B/T	Ht.	Wt.	Cl.	Hometown
4	Nick Banks	OF	L/L	6-0	215	Jr-2L	Tomball, Texas
5	Michael Barash	C	R/R	6-1	205	Sr-1L	Boca Raton, Fla.
2	Ryne Birk	INF	L/R	5-10	185	Jr-2L	Katy, Texas
54	Cole Bedford	C	R/R	6-0	200	Fr-RS	Houston, Texas
3	Alan Campero	INF	R/R	5-10	150	Fr-HS	Laredo, Texas
56	Kaylor Chafin	LHP	L/L	5-11	180	So-TR	Sweeny, Texas
18	Nick Choruby	OF	L/R	6-0	190	Jr-2L	Portland, Oregon
17	Joel Davis	INF	R/R	6-3	205	Jr-TR	Midwest City, Oklahoma
28	Mark Ecker	RHP	R/R	6-1	195	Jr-2L	San Antonio, Texas
33	Ronnie Gideon	INF	R/R	6-3	240	Jr-2L	Hallsville, Texas
41	Lee May Gonzalez	RHP	R/R	6-0	180	Jr-1L	Corpus Christi, Texas
27	Ryan Hendrix	RHP	R/R	6-3	205	Jr-2L	Cypress, Texas
15	Brigham Hill	RHP	R/R	6-0	185	So-1L	Nacogdoches, Texas
25	Austin Homan	INF	R/R	5-11	180	Jr-TR	Houston, Texas
22	Tyler Ivey	RHP	R/R	6-4	200	Jr-HS	Rockwall, Texas
44	George Janca	INF	R/R	6-2	190	Fr-HS	Georgetown, Texas
31	Trey Jimmerson	OF	L/L	5-11	180	Fr-HS	Tomball, Texas
34	Mitchell Kilkeny	RHP	R/R	6-3	210	Fr-HS	Houston, Texas
45	Dakota Klein	LHP	L/L	6-4	185	Fr-HS	Saumico, Wisconsin
32	Stephen Kolek	RHP	R/R	6-3	215	Fr-HS	Shephard, Texas
13	Blake Kopetsky	OF	L/L	6-0	185	Sr-1L	Bryan, Texas
23	Turner Larkins	RHP	R/R	6-3	200	So-1L	Arlington, Texas
12	Corbin Martin	RHP	R/R	6-2	200	So-1L	Cypress, Texas
50	Hunter Melton	INF	R/R	6-2	230	Sr-3L	Corsicana, Texas
42	Tristan Metten	INF	R/R	6-1	185	Fr-HS	Dallas, Texas
40	Jonathan Moroney	OF	R/R	6-3	215	Sr-3L	Houston, Texas
11	J.B. Moss	OF	R/R	6-0	195	Sr-3L	Tyler, Texas
9	Walker Pennington	OF	R/R	6-1	200	Jr-TR	Houston, Texas
36	Ty Schlottmann	LHP	L/L	6-2	200	Sr-3L	Brenham, Texas
21	Cason Sherrrod	RHP	R/R	6-4	215	So-1L	Dallas, Texas
14	Kyle Simonds	RHP	R/R	6-4	200	Sr-1L	Grand Island, Neb.
20	Dayne Sommer	C	R/R	6-1	215	So-TR	Fort Worth, Texas
37	Coll Stanley	OF	L/L	6-3	195	Fr-HS	Houston, Texas
38	Jace Vines	RHP	R/R	6-3	215	So-TR	Prosper, Texas
10	Andrew Vinson	RHP	L/R	6-0	180	Sr-3L	Flower Mound, Texas
8	Boomer White	UTL	R/R	5-10	195	Jr-TR	Houston, Texas



NICK BANKS

- 2016 Louisville Slugger Preseason All-America
- 2015 All-SEC Second Team
- 2015 NCBWA All-America Third Team
- .364, 8 home runs, 48 RBI in 2015



MARK ECKER

- 2016 Louisville Slugger Preseason All-America
- 1-2, 8 saves, 2.45 ERA in 2015



RYAN HENDRIX

- 6-4, 5 saves, 3.66 ERA in 2015
- Member of USA Baseball Collegiate National Team in 2015

2015 RESULTS

OVERALL: 50-14 • (H) 34-7 • (A) 11-6 • (N) 5-1
SEC: 18-10

FEBRUARY		W/L	SCORE
13	HOLY CROSS	W	19-2
14	HOLY CROSS	W	16-11
15	HOLY CROSS	W	6-1
17	STEPHEN F. AUSTIN	W	6-0
20	PENN STATE	W	9-3
21	PENN STATE	W	15-2
22	PENN STATE	W	5-2
24	HOUSTON BAPTIST	W	4-1
25	INCARNATE WORD	W	7-0
27	DARTMOUTH	W	4-3
28	DARTMOUTH	W	8-1

MARCH		W/L	SCORE
1	DARTMOUTH	W	10-4
3	DALLAS BAPTIST	W	7-5
6	VS NEBRASKA (1)	W	2-1
7	VS HOUSTON (1)	W	6-0
8	VS BAYLOR (1)	W	3-2
10	UT PAN AMERICAN	W	4-1
11	UT PAN AMERICAN	W	4-3 (11)
13	AUBURN*	W	6-2
14	AUBURN*	W	10-4
15	AUBURN*	W	6-1
17	PRAIRIE VIEW A&M	W	11-2
20	AT ALABAMA* (2)	W	4-2
21	AT ALABAMA* (2) [DH-1]	W	10-5
21	AT ALABAMA* (2) [DH-2]	L	2-6
24	AT UTSA	W	11-1
27	MISSOURI*	W	7-4
28	MISSOURI*	L	2-3
29	MISSOURI*	W	14-6
31	SAM HOUSTON STATE	W	19-4

APRIL		W/L	SCORE
4	AT KENTUCKY* [DH-1]	W	5-2 (7)
4	AT KENTUCKY* [DH-2]	W	6-3 (7)
7	RICE	W	4-3
10	MISSISSIPPI STATE*	W	3-1
11	MISSISSIPPI STATE*	L	2-3
12	MISSISSIPPI STATE*	W	13-5
15	ABILENE CHRISTIAN	W	3-2
18	ARKANSAS* [DH-1]	W	13-6
18	ARKANSAS* [DH-2]	L	8-9
19	ARKANSAS*	L	2-8
21	TEXAS-ARLINGTON	W	4-2
23	AT LSU*	L	3-4
24	AT LSU*	L	6-9
25	AT LSU*	W	6-2
28	TEXAS STATE	W	8-7 (11)

MAY		W/L	SCORE
2	LSU*	L	4-5 (10)
1	AT TENNESSEE*	W	6-5
2	AT TENNESSEE*	W	6-1
3	AT TENNESSEE*	W	8-7
8	SOUTH CAROLINA*	L	7-9
9	SOUTH CAROLINA*	W	15-14
10	SOUTH CAROLINA*	L	7-8
14	OLE MISS*	W	4-0
16	OLE MISS*	L	4-7
20	VS. ALABAMA (3)	W	4-3
21	VS. VANDERBILT (3)	W	6-1
23	VS. VANDERBILT (3)	L	3-12
29	TEXAS SOUTHERN (4)	W	5-0
30	CAL (4)	L	1-2 (14)
31	COASTAL CAROLINA (4)	W	8-1
31	CAL (4)	W	4-3 (12)

JUNE		W/L	SCORE
1	CAL (4)	W	3-1
6	AT TCU (5)	L	4-13
7	AT TCU (5)	W	2-1 (10)
8	AT TCU (5)	L	4-5 (16)

*SEC Game • Home Game in **BOLD CAPS**
 (1) - HOUSTON COLLEGE CLASSIC, HOUSTON, TEXAS (MINUTE MAID PARK)
 (2) - HOOVER METROPOLITAN STADIUM (HOOVER, ALA.)
 (3) - SEC TOURNAMENT (HOOVER, ALA.)
 (4) - NCAA REGIONAL (COLLEGE STATION, TEXAS)
 (5) - NCAA SUPER REGIONAL (FORT WORTH, TEXAS)

TEAM INFORMATION

[All games Sorted by Batting avg]

Record: 50-14 Home: 34-7 Away: 11-6 Neutral: 5-1 SEC: 18-10

Player	AVG	GP	GS	AB	R	H	2B	3B	HR	RBI	TB	SLG%	BB	HBP	SO	GDP	OB%	SF	SH	SB	ATT	PO	A	E	FLD%
Mitchell Nau	.370	63	63	238	46	88	17	0	4	47	117	.492	31	12	34	9	.460	4	3	1	2	105	17	0	1.000
Nick Banks	.364	63	63	239	51	87	11	3	8	48	128	.536	34	4	58	6	.450	1	2	9	10	131	3	5	.964
Blake Allemand	.339	64	64	245	60	83	14	3	7	40	124	.506	38	9	21	3	.430	10	5	7	8	96	165	18	.935
Logan Taylor	.333	63	61	234	34	78	13	1	10	52	123	.526	15	8	34	1	.391	1	3	2	3	69	7	1	.987
Hunter Melton	.300	57	54	203	36	61	9	1	8	37	96	.473	25	2	56	3	.381	1	1	0	1	332	53	9	.977
Ryne Birk	.274	63	62	237	50	65	11	2	10	35	110	.464	30	5	38	4	.364	3	2	3	5	86	131	8	.964
J.B. Moss	.253	52	44	150	36	38	6	1	5	29	61	.407	21	3	45	3	.344	6	3	6	9	80	4	1	.988
Michael Barash	.238	60	50	168	24	40	3	0	2	18	49	.292	16	4	20	5	.316	2	0	1	3	459	56	6	.988
Ronnie Gideon	.224	44	36	136	19	40	10	0	7	41	71	.522	13	3	42	8	.359	4	0	1	13	51	12	842	
Jonathan Moroney	.271	28	10	48	10	13	5	0	1	5	21	.438	8	1	11	2	.379	1	0	0	0	27	1	2	.933
Blake Kopetsky	.269	36	14	52	10	14	2	2	0	4	20	.385	12	1	12	1	.415	0	1	3	7	24	1	0	1.000
Logan Noftebrok	.216	46	35	134	16	29	5	0	7	26	55	.410	13	4	30	8	.301	2	0	1	1	120	39	3	.981
G.R. Hinsley	.191	33	9	47	8	9	2	0	1	11	14	.298	15	3	8	3	.415	0	1	0	1	101	11	2	.982
Patrick McLendon	.172	40	6	29	6	5	0	0	0	2	5	.172	4	0	7	3	.273	0	6	0	1	20	28	4	.923
Nick Choruby	.154	52	5	26	16	4	0	0	0	6	4	.154	5	0	6	0	.290	0	2	3	4	43	0	0	1.000
Matt Collins	.0	7	0	1	2	0	0	0	0	0	0	.0	0	0	0	0	.0	0	0	0	0	0	0	0	.0
Tyler Stubblefield	.0	4	2	0	0	0	0	0	0	0	0	.0	0	0	0	0	.0	0	0	0	0	1	6	1	.875
Cason Sherrod	.0	3	0	0	0	0	0	0	0	0	0	.0	0	0	0	0	.0	0	0	0	0	0	0	0	.0
Corbin Martin	.0	14	0	0	0	0	0	0	0	0	0	.0	0	0	0	0	.0	0	0	0	0	1	1	0	1.000
Lee May Gonzalez	.0	1	0	0	0	0	0	0	0	0	0	.0	0	0	0	0	.0	0	0	0	0	0	0	0	.0
Mark Ecker	.0	25	0	0	0	0	0	0	0	0	0	.0	0	0	0	0	.0	0	0	0	0	4	3	2	.778
Cody Whiting	.0	1	0	0	0	0	0	0	0	0	0	.0	0	0	0	0	.0	0	0	0	0	0	0	0	.0
Ryan Hendrix	.0	23	5	0	0	0	0	0	0	0	0	.0	0	0	0	0	.0	0	0	0	0	0	9	0	1.000
Andrew Vinson	.0	35	2	0	0	0	0	0	0	0	0	.0	0	0	0	0	.0	0	0	0	0	7	8	0	1.000
Turner Larkins	.0	15	12	0	0	0	0	0	0	0	0	.0	0	0	0	0	.0	0	0	0	0	5	9	0	1.000
Matt Kent	.0	19	14	0	0	0	0	0	0	0	0	.0	0	0	0	0	.0	0	0	0	0	7	25	0	1.000
Ty Schlottmann	.0	32	0	0	0	0	0	0	0	0	0	.0	0	0	0	0	.0	0	0	0	0	3	4	1	.875
Jason Freeman	.0	16	0	0	0	0	0	0	0	0	0	.0	0	0	0	0	.0	0	0	0	0	0	2	0	1.000
Brigham Hill	.0	7	3	0	0	0	0	0	0	0	0	.0	0	0	0	0	.0	0	0	0	0	4	3	1	.875
Kyle Simonds	.0	22	5	0	0	0	0	0	0	0	0	.0	0	0	0	0	.0	0	0	0	0	4	12	0	1.000
A.J. Minter	.0	4	4	0	0	0	0	0	0	0	0	.0	0	0	0	0	.0	0	0	0	0	3	4	2	.778
Grayson Long	.0	17	0	0	0	0	0	0	0	0	0	.0	0	0	0	0	.0	0	0	0	0	2	8	0	1.000
TOTALS	.299	64	64	2187	424	654	108	13	70	401	998	.456	280	59	423	59	.388	35	36	55	1747	661	78	.969	
OPPONENTS	.254	64	64	2202	241	559	80	14	26	219	745	.338	194	46	574	43	.325	18	41	58	88	1659	685	76	.969

LOB - Team (518), Opp (514). DPs turned - Team (53), Opp (66). CI - Team (1), Barash 1, Opp (2). IBB - Team (15), Banks 7, Allemand 2, Kopetsky 2, Nau 1, Melton 1, Moroney 1, Taylor 1, Opp (11). Picked off - Banks 1, Allemand 1, Moss 1, Barash 1, Taylor 1.

[All games Sorted by Earned run avg]

Player	ERA	W	L	APP	GS	CG	SHO	CBO	SV	IP	H	R	ER	BB	SO	2B	3B	HR	AB	B/Avg	WP	HBP	BK	SFA	SHA
Matt Kent	2.76	9	1	19	14	1	2	98.0	102	36	30	12	84	12	0	4	371	275	1	6	0	1	7		
Grayson Long	2.82	9	1	17	17	0	0	2	95.2	85	41	30	39	106	10	0	2	361	235	4	6	1	3	10	
Lee May Gonzalez	.0	0	0	1	0	0	0	1	0	1	0	0	0	0	0	0	0	3	333	0	0	0	0	0	
A.J. Minter	0.43	2	0	4	4	0	0	0	0	21.0	17	6	1	8	29	2	1	0	80	.213	1	1	0	0	2
Andrew Vinson	2.12	5	2	35	2																				

2016 SCHEDULE

FEBRUARY

19	SAN DIEGO	4:00 p.m.
20	SAN DIEGO	2:00 p.m.
21	SAN DIEGO	12:00 p.m.
23	UT-MARTIN	4:00 p.m.
24	EASTERN ILLINOIS	4:00 p.m.
26	ILLINOIS-CHICAGO	4:00 p.m.
27	ILLINOIS-CHICAGO	12:00 p.m.
28	ILLINOIS-CHICAGO	12:00 p.m.

MARCH

1	TENNESSEE TECH	3:00 p.m.
4	STANFORD	8:00 p.m.
5	STANFORD	3:00 p.m.
6	STANFORD	3:00 p.m.
8	RADFORD	4:00 p.m.
9	RADFORD	4:00 p.m.
11	XAVIER	4:00 p.m.
12	XAVIER	2:00 p.m.
13	XAVIER	1:00 p.m.
15	NORTHERN ILLINOIS	6:30 p.m.
18	MISSISSIPPI STATE*	7:00 p.m.
19	MISSISSIPPI STATE*	7:30 p.m.
20	MISSISSIPPI STATE*	1:00 p.m.
22	MIDDLE TENNESSEE STATE	6:00 p.m.
25	MISSOURI*	6:00 p.m.
26	MISSOURI*	5:00 p.m.
27	MISSOURI*	12:00 p.m.
29	BELMONT	6:30 p.m.
31	SOUTH CAROLINA*	7:00 p.m.

APRIL

1	SOUTH CAROLINA*	6:30 p.m.
2	SOUTH CAROLINA*	2:00 p.m.
5	LIPSCOMB	6:30 p.m.
7	LSU*	6:00 p.m.
8	LSU*	6:00 p.m.
9	LSU*	2:00 p.m.
12	MIDDLE TENNESSEE STATE	6:30 p.m.
15	KENTUCKY*	6:30 p.m.
16	KENTUCKY*	2:00 p.m.
17	KENTUCKY*	1:00 p.m.
19	CENTRAL ARKANSAS	5:30 p.m.
22	TENNESSEE*	5:00 p.m.
23	TENNESSEE*	3:00 p.m.
24	TENNESSEE*	1:00 p.m.
29	GEORGIA*	6:30 p.m.
30	GEORGIA*	2:00 p.m.

MAY

1	GEORGIA*	1:00 p.m.
3	WESTERN KENTUCKY	6:30 p.m.
5	TEXAS A&M*	6:30 p.m.
6	TEXAS A&M*	6:30 p.m.
7	TEXAS A&M*	2:30 p.m.
10	LOUISVILLE	6:00 p.m.
13	FLORIDA*	6:00 p.m.
14	FLORIDA*	3:00 p.m.
15	FLORIDA*	12:00 p.m.
17	MOREHEAD STATE	6:30 p.m.
19	AUBURN*	6:30 p.m.
20	AUBURN*	6:30 p.m.
21	AUBURN*	2:00 p.m.
24-29	AT SEC TOURNAMENT	TBA

*SEC GAME • HOME GAMES IN BOLD CAPS
ALL TIMES CENTRAL AND SUBJECT TO CHANGE.

VANDERBILT





VANDERBILT

ALABAMA • ARKANSAS • AUBURN • FLORIDA • GEORGIA • KENTUCKY • LSU • OLE MISS

Vanderbilt University

Commodore Quick Facts

GENERAL INFORMATION

LOCATION: Nashville, Tennessee

FOUNDED: 1873

ENROLLMENT: 6,767

NICKNAME: Commodores

COLORS: Black and Gold

STADIUM (CAPACITY): Charles Hawkins Field (3,626)

SURFACE: Synthetic Turf

DIMENSIONS: LF-310; LC-375; CF-400; RC-375; RF-330

LETTERMEN RETURNING/LOST: 23/10

POSITION STARTERS RETURNING/LOST: 7/3

PITCHERS RETURNING/LOST: . 10/5

MEDIA INFORMATION

MAILING ADDRESS: PO Box 120158, Nashville, TN 37212

MAIN OFFICE PHONE: (615) 322-4121

BASEBALL CONTACT: Kyle Parkinson

CELL PHONE: (479) 871-0817

E-MAIL: kyle.parkinson@vanderbilt.edu

PRESS BOX PHONE: (615) 320-0436

WEBSITE: www.vucommodores.com

BASEBALL STAFF

HEAD COACH: Tim Corbin (Ohio Wesleyan, 1984)

RECORD AT VANDERBILT: 567-271 (.677/13 years)

OVERALL RECORD: 673-409 (.622/18 years)

BASEBALL OFFICE PHONE: (615) 322-3716

BASEBALL OFFICE FAX: (615) 322-6696

TEAM HISTORY

ALL-TIME RECORD: 2183-1683-32 (117 years)

ALL-TIME SEC RECORD: 619-875-9 (68 years)

SEC CHAMPIONSHIPS: 2 (2007, 2011)

SEC TOURNAMENT APPEARANCES: 19 (1977, 1980, 1990, 1992-96, 2003-04, 2006-10-14)

SEC TOURNAMENT RECORD: 42-31 (.575)

SEC TOURNAMENT CHAMPIONSHIPS: 4 (1973-74, 1980, 2007)

NCAA REGIONAL APPEARANCES: 14 (1973-74, 1980, 2004, 2006-15)

NCAA REGIONAL CHAMPIONSHIPS: 5 (2004, 2010-11, 2013-14)

SUPER REGIONAL APPEARANCES: 6 (2004, 2010-11, 2013-15)

SUPER REGIONAL CHAMPIONSHIPS: 2 (2011, 2014)

COLLEGE WORLD SERIES APPEARANCES: 3 (2011, 2014-15)

NATIONAL CHAMPIONSHIPS: 1 (2014)

ALL-TIME NCAA TOURNAMENT RECORD: 51-31

TIM CORBIN

Head Coach

Ohio Wesleyan, 1984



COACHING STAFF



TIM CORBIN
Head Coach



TRAVIS JEWETT
Assistant Coach



SCOTT BROWN
Assistant Coach

ADMINISTRATION



NICHOLAS S. ZEPPOS
Chancellor



SUSAN WENTE
Faculty Representative



DAVID WILLIAMS II
Athletics Director



CANDICE STOREY LEE
Senior Woman Administrator



KYLE PARKINSON
Baseball SID

CAROLINA • MISSOURI • MISSISSIPPI STATE



NUMERICAL ROSTER

No.	Name
1	Ro Coleman
2	Tyler Campbell
3	Jeren Kendall
5	Jason Delay
8	Alonzo Jones
9	Will Toffey
10	Ethan Paul
11	Liam Sabino
12	Connor Kaiser
13	Kiambu Fentress
16	Penn Murfee
17	Walker Grisanti
18	Nolan Rogers
19	Stephen Scott
20	Bryan Reynolds
21	John Kilichowski
22	Julian Infante
23	Joey Abraham
24	Jordan Sheffield
25	Karl Ellison
27	Chandler Day
28	Matt Ruppenthal
29	Patrick Raby
31	Ryan Johnson
32	Hayden Stone
33	Tristan Chari
34	Brendan Spagnuolo
35	Ben Bowden
38	Matthew McGarry
39	Kyle Smith
40	Collin Snider
41	Donny Everett
42	Maddux Conger
44	Kyle Wright
45	Evan Steele
49	AJ Franklin
55	Tyler Green

2014 ALPHABETICAL ROSTER

No.	Name	Pos.	B/T	Ht.	Wt.	Cl.	Hometown
23	Joey Abraham	R/R	RHP	6-0	200	SO	Little Rock, Ark.
35	Ben Bowden	L/L	LHP	6-4	225	JR	Lynn, Mass.
2	Tyler Campbell	R/R	IF	5-11	170	SR	Portland, Ore.
33	Tristan Chari	S/R	C	6-2	200	SO	Nashville, Tenn.
1	Ro Coleman	S/R	OF	5-5	150	JR	Chicago, Ill.
42	Maddux Conger	R/R	RHP	6-2	210	FR	Stephenville, Texas
27	Chandler Day	R/R	RHP	6-5	175	FR	Granville, Ohio
5	Jason Delay	R/R	C	6-0	200	JR	Johns Creek, Ga.
25	Karl Ellison	R/R	C	6-0	210	JR	Naples, Fla.
41	Donny Everett	R/R	RHP	6-2	230	FR	Clarksville, Tenn.
13	Kiambu Fentress	R/R	OF	6-0	170	FR	Nashville, Tenn.
49	AJ Franklin	L/L	LHP	6-1	165	FR	Lebanon, Tenn.
55	Tyler Green	R/R	IF	6-6	230	RS SO	Williamsville, NY
17	Walker Grisanti	L/R	OF	5-10	190	FR	Collierville, Tenn.
22	Julian Infante	R/R	IF	6-3	205	FR	Miami, Fla.
31	Ryan Johnson	R/L	LHP	6-1	170	RS SO	Cedar Park, Texas
8	Alonzo Jones	S/R	IF	5-10	200	FR	Columbus, Ga.
12	Connor Kaiser	R/R	IF	6-4	185	FR	Overland Park, Kan.
3	Jeren Kendall	L/R	OF	5-11	180	SO	Holmen, Wisc.
21	John Kilichowski	L/L	LHP	6-5	210	JR	Tampa, Fla.
38	Matt McGarry	R/R	RHP	6-3	200	FR	Portola Valley, Calif.
16	Penn Murfee	R/R	IF	6-2	190	RS SO	Nashville, Tenn.
10	Ethan Paul	L/R	IF	5-10	175	FR	Bellevue, Wash.
29	Patrick Raby	R/R	RHP	6-3	250	FR	Knoxville, Tenn.
20	Bryan Reynolds	S/R	OF	6-2	210	JR	Brentwood, Tenn.
18	Nolan Rogers	L/R	OF/IF	5-9	175	JR	Bloomington, Ind.
28	Matt Ruppenthal	R/R	RHP	6-4	230	SO	Bloomfield Hills, Mich.
11	Liam Sabino	R/R	IF	6-1	185	SO	East Stroudsburg, Penn.
19	Stephen Scott	L/R	OF	5-11	200	FR	Cary, N.C.
24	Jordan Sheffield	R/R	RHP	6-0	185	RS SO	Tullahoma, Tenn.
39	Kyle Smith	R/R	OF	6-4	220	SR	Old Hickory, Tenn.
40	Collin Snider	R/R	RHP	6-4	190	SO	Murfreesboro, Tenn.
34	Brendan Spagnuolo	R/R	RHP	6-2	190	SO	Massapequa, N.Y.
45	Evan Steele	R/L	LHP	6-5	205	FR	Marietta, Ga.
32	Hayden Stone	R/R	RHP	6-0	185	JR	Columbia, Tenn.
9	Will Toffey	L/R	IF	6-2	195	SO	Barnstable, Mass.
44	Kyle Wright	R/R	RHP/IF	6-4	200	SO	Huntsville, Ala.



BRYAN REYNOLDS

- 2016 preseason All-American
- Back-to-back 90+ hit seasons
- Named No. 2 prospect in Cape Cod League



KYLE WRIGHT

- 2016 preseason All-American
- Appeared in a team-high 29 games in 2015
- Posted a 1.23 ERA and six wins as a freshman last season



JEREN KENDALL

- 2016 preseason All-American
- Six triples led Commodores in 2015
- Hit eight home runs during Freshman All-American season



VANDERBILT

ALABAMA • ARKANSAS • AUBURN • FLORIDA • GEORGIA • KENTUCKY • LSU • OLE MISS

2015 RESULTS

OVERALL: 51-21 • (H) 27-8 • (A) 15-7 • (N) 9-6
SEC: 20-10 • (H) 10-5 • (A) 10-5

FEBRUARY		W/L	SCORE
13	SANTA CLARA	W	4-0
14	SANTA CLARA (DH-1)	L	6-7
14	SANTA CLARA (DH-2)	W	6-5 (10)
20	INDIANA STATE (1)	W	3-2
21	INDIANA STATE (1)	L	1-8
22	INDIANA STATE (1)	W	6-0
24	UT MARTIN	W	16-3
25	WESTERN KENTUCKY	W	10-6
27	ILLINOIS STATE	W	16-1
28	ILLINOIS STATE	W	3-2

MARCH		W/L	SCORE
1	ILLINOIS STATE	W	16-10
3	EVANSVILLE	W	9-8 (12)
6	AT UCLA	W	6-0
7	AT USC	L	5-6
8	TCU	L	2-4
10	QUINNIPIAC	W	9-2
11	QUINNIPIAC	W	8-0
14	ARKANSAS* [DH-1]	W	8-7 (12)
14	ARKANSAS* [DH-2]	W	9-1
15	ARKANSAS*	W	1-0
17	TENNESSEE TECH	W	9-1
20	AT AUBURN*	L	4-6
21	AT AUBURN* [DH-1]	W	7-6 (10)
21	AT AUBURN* [DH-2]	W	10-5
24	AT MTSU	W	12-7
27	TENNESSEE*	W	9-0
28	TENNESSEE*	L	5-9
29	TENNESSEE*	W	14-3
31	WOFFORD	W	6-0

APRIL		W/L	SCORE
1	WOFFORD	W	5-3
3	AT GEORGIA*	W	9-7
4	AT GEORGIA*	W	11-7
5	AT GEORGIA*	W	4-2
7	LIPSCOMB	L	1-3
9	OLE MISS*	W	6-0
10	OLE MISS*	L	5-6 (16)
11	OLE MISS*	L	4-5
14	BELMONT	L	2-3
16	AT SOUTH CAROLINA*	W	12-0
17	AT SOUTH CAROLINA*	L	2-5
18	AT SOUTH CAROLINA*	L	2-3
21	MTSU	W	4-0
24	MISSOURI*	W	9-2
25	MISSOURI*	W	12-2
26	MISSOURI*	W	5-2
28	AT BELMONT	L	1-4

MAY		W/L	SCORE
1	AT KENTUCKY*	W	13-3
2	AT KENTUCKY*	L	5-11
3	AT KENTUCKY*	W	7-3
7	FLORIDA*	W	2-0
8	FLORIDA*	L	3-7
9	FLORIDA*	L	7-9 (10)
12	AT LOUISVILLE	W	5-2
14	AT ALABAMA* (2)	W	2-1
15	AT ALABAMA* (2)	W	7-5
16	AT ALABAMA* (2)	L	0-1
20	VS. MISSOURI (3)	W	7-6 (10)
21	VS. TEXAS A&M (3)	L	1-6
22	VS. ALABAMA (3)	W	16-1 (7)
23	VS. TEXAS A&M (3)	W	12-3
24	VS. FLORIDA (3)	L	3-7
29	LIPSCOMB (4)	W	9-1
30	INDIANA (4)	W	6-4

JUNE		W/L	SCORE
1	RADFORD (4)	W	21-0
6	AT ILLINOIS (5)	W	13-0
8	AT ILLINOIS (5)	W	4-2

*SEC Game • Home Games in **BOLD CAPS**
 (1) - PORT CHARLOTTE, FLA.
 (2) - HOOVER METROPOLITAN STADIUM (HOOVER, ALA.)
 (3) - SEC TOURNAMENT (HOOVER, ALA.)
 (4) - NCAA REGIONAL (NASHVILLE, TENN.)
 (5) - NCAA SUPER REGIONAL (CHAMPAIGN, ILL.)

TEAM INFORMATION

[All games Sorted by Batting avg]

Record: 51-21 Home: 27-8 Away: 15-7 Neutral: 9-6 SEC: 20-10

Player	AVG	GP	GS	AB	R	H	2B	3B	HR	RBI	TB	SLG%	BB	HBP	SO	GDP	OB%	SF	SH	SB	ATT	PO	A	E	FLD%
Dansby Swanson	.335	71	71	281	76	94	24	6	15	64	175	.623	43	4	54	5	.423	5	3	16	18	110	185	8	.974
Bryan Reynolds	.318	72	71	286	56	91	18	4	5	49	132	.462	31	4	67	6	.388	4	1	17	19	141	5	2	.986
Rhett Wiseman	.317	71	71	290	70	92	19	4	15	49	164	.566	40	9	73	3	.415	1	4	12	14	127	6	2	.985
Zander Wiel	.316	72	71	275	59	87	19	3	15	68	157	.571	35	9	58	7	.406	4	0	13	16	597	31	8	.987
Ro Coleman	.295	66	53	241	52	71	15	3	1	25	95	.394	34	10	44	4	.402	1	3	5	10	4	0	1.000	
Will Toffey	.294	71	67	255	45	75	20	0	4	49	107	.420	34	5	65	5	.380	6	1	8	12	42	105	7	.955
Jeren Kendall	.281	60	56	185	34	52	10	6	8	40	98	.530	21	14	60	0	.394	1	8	19	23	93	4	4	.960
Tyler Campbell	.229	63	61	210	23	48	4	1	2	26	60	.286	14	8	46	4	.297	4	11	6	11	93	140	3	.987
Tristan Chari	.500	6	0	4	1	2	0	0	0	2	2	.500	1	0	2	0	.600	0	0	0	0	13	2	0	1.000
Joey Mundy	.333	7	0	6	0	2	0	0	0	0	2	.333	0	1	2	0	.429	0	0	0	0	4	0	0	1.000
Jason Delay	.283	37	29	99	18	28	8	0	1	24	39	.394	10	6	20	1	.373	3	4	0	0	244	43	1	.997
Penn Murfee	.256	29	16	78	8	20	5	1	1	11	30	.385	9	0	21	0	.330	1	2	2	4	14	33	4	.922
Nolan Rogers	.247	44	17	73	10	18	3	0	0	6	21	.288	12	6	28	0	.396	0	0	4	5	29	8	3	.925
Liam Sabino	.240	17	3	25	5	6	2	0	0	3	8	.320	0	0	7	1	.231	1	1	2	2	4	5	1	.900
Tyler Green	.238	17	3	21	2	5	0	0	0	0	5	.238	1	1	8	0	.304	0	0	0	2	33	2	0	1.000
Karl Ellison	.215	45	43	149	16	32	4	0	2	15	42	.282	14	2	39	2	.291	0	7	1	1	1	68	4	.991
Drake Parker	.200	8	0	5	0	1	0	0	0	0	1	.200	0	0	2	0	.200	0	0	0	0	2	0	0	1.000
Aubrey McCarty	.167	10	0	6	0	1	0	0	0	0	1	.167	0	0	2	0	.167	0	0	0	0	0	0	0	0
Kyle Smith	.063	16	0	16	1	1	1	0	0	2	2	.125	3	0	12	0	.211	0	0	1	1	1	0	0	1.000
Joey Abraham	0	6	0	0	0	0	0	0	0	0	0	0	0	0	0	0	0	0	0	0	0	0	0	0	0
Jordan Sheffield	0	22	6	0	0	0	0	0	0	0	0	0	0	0	0	0	0	0	0	0	0	4	13	1	.944
Ryan Johnson	0	15	5	0	0	0	0	0	0	0	0	0	0	0	0	0	0	0	0	0	0	1	6	1	.875
Matt Ruppenthal	0	8	0	0	0	0	0	0	0	0	0	0	0	0	0	0	0	0	0	0	0	0	1	0	1.000
Collin Snider	0	16	0	0	0	0	0	0	0	0	0	0	0	0	0	0	0	0	0	0	0	1	2	0	1.000
John Kilichowski	0	21	14	0	0	0	0	0	0	0	0	0	0	0	0	0	0	0	0	0	0	1	7	2	.800
Brendan Spagnuolo	0	1	0	0	0	0	0	0	0	0	0	0	0	0	0	0	0	0	0	0	0	1	1	0	1.000
Walker Buehler	0	18	18	0	0	0	0	0	0	0	0	0	0	0	0	0	0	0	0	0	0	7	14	1	.955
Ben Bowden	0	26	0	0	0	0	0	0	0	0	0	0	0	0	0	0	0	0	0	0	0	3	8	2	.846
Tyler Ferguson	0	15	3	0	0	0	0	0	0	0	0	0	0	0	0	0	0	0	0	0	0	2	3	0	1.000
Hayden Stone	0	3	1	0	0	0	0	0	0	0	0	0	0	0	0	0	0	0	0	0	0	0	0	0	0
Kyle Wright	0	32	6	0	0	0	0	0	0	0	0	0	0	0	0	0	0	0	0	0	0	2	12	1	.933
Carson Fulmer	0	26	25	0	0	0	0	0	0	0	0	0	0	0	0	0	0	0	0	0	0	7	8	3	.833
Philip Pfeifer	0	29	10	0	0	0	0	0	0	0	0	0	0	0	0	0	0	0	0	0	0	2	16	0	1.000
TOTALS	.290	72	72	2505	476	726	152	28	69	433	1141	.455	302	79	610	38	.380	31	45	106	138	1967	728	58	.979
OPPONENTS	.216	72	72	2356	247	508	86	10	31	218	707	.300	295	52	703	47	.314	21	35	27	52	1898	660	93	.965

LOB - Team (588), Opp (545). DPs turned - Team (58), Opp (49). IBB - Team (12), Wiel 4, Swanson 2, Reynolds 2, Wiseman 2, Kendall 1, Toffey 1, Opp (3). Picked off - Kendall 4, Toffey 3, Wiseman 2, Swanson 1, Murfee 1, Reynolds 1, Coleman 1, Campbell 1, Wiel 1.

[All games Sorted by Earned run avg]

Player	ERA	W	L	APP	GS	CG	SHO	CBO	SV	IP	H	R	ER	BB	SO	2B	3B	HR	AB	B/Avg	WP	HBP	BK	SFA	SHA
Carson Fulmer	1.83	14	2	19	19	3	2	5	0	127.2	81	32	26	50	167	14	2	7	449	.180	13	9	3	2	3
Walker Buehler	2.95	5	2	16	16	0	1	0	0	88.1	85	34	29	30	92	11	1	6	332	.256	9	5	0	3	4
Philip Pfeifer	3.55	6	5	27	9	1	0	6	5	96.1	81	49	38	44	118	14	1	5	363	.223	5	3	1	3	2
Kyle Wright	1.23	6	1	29	3	0	0	4	4	58.2	36	11	8	23	62	4	0	0	200	.180	6	5	0	0	5
Collin Snider	2.41	0	0	16	0	0	0	2	0	18.2	16	7	5	4	9	5	0	1	65	.246	1	2	1	2	0
Matt Ruppenthal	2.70	0	0	8	0	0	0	1	0	10.0	5	3	3	3	3	1	0	1	33	.152	0	3	0	0	1
John Kilichowski	2.84	3	4	17	10	0	0	1	2	66.2	51	24	21	15	64	14	2	4	233	.219	2	9	1	4	7
Jordan Sheffield	2.85	5	2	22	6	0	0	3	0	60.0	39	21	19	43	55	8	0	3	202	.193	6	7	0	3	5
Ben Bowden	2.89	6	1	26	0	0	0	2	2	37.1	32	13	12	14	49	1	2	1	138	.232	1	5	0	3	4
Aubrey McCarty	3.00	0	0	5	0	0	0	1	0	6.0	2	2	2	2	2	2	0	1	1	.095	0	0	0	0	0
Ryan Johnson	3.02	5	1	15	5	0	0	4	0	53.2	50	22	18	12	31	6	1	2	205	.244	0	1	2	1	1
Tyler Ferguson	6.30	0	1	15	3	0	0	3	0	20.0	11	17													

SECSPORTS.COM

**2015 IN
REVIEW**



BASEBALL



YEAR IN REVIEW

ALABAMA • ARKANSAS • AUBURN • FLORIDA • GEORGIA • KENTUCKY • LSU • OLE MISS

2015 SEC BASEBALL

EASTERN DIVISION

	SEC	Pct.	GB	All	Pct.	Home	Away	Neutral	Div.	T25	T10	L10	Streak
% Vanderbilt & Florida	20-10	.667	--	51-21	.708	27-8	15-7	9-6	13-6	13-9	10-7	8-2	L2
Missouri	19-11	.633	1.0	52-18	.743	33-6	11-8	8-4	11-7	17-8	12-6	8-2	L1
Kentucky	15-15	.500	5.0	30-28	.517	13-14	7-11	10-3	10-8	6-12	6-10	2-8	L2
South Carolina	14-15	.483	5.5	30-25	.545	15-11	9-13	6-1	9-9	8-14	5-11	4-6	L1
Tennessee	13-17	.433	7.0	32-25	.561	25-11	6-13	1-1	8-10	7-8	5-7	5-5	L3
Georgia	11-18	.379	8.5	24-26	.480	13-11	10-14	1-1	6-12	3-10	3-8	6-4	L1
	10-19	.345	9.5	26-28	.481	16-16	9-12	1-0	8-10	6-11	4-8	5-5	L29

WESTERN DIVISION

	SEC	Pct.	GB	All	Pct.	Home	Away	Neutral	Div.	T25	T10	L10	Streak
# % LSU	21-8	.724	--	54-12	.818	33-6	14-3	7-3	13-5	8-4	4-4	7-3	L1
Texas A&M	18-10	.643	2.5	50-14	.781	34-7	11-6	5-1	9-7	7-7	4-6	6-4	L1
Arkansas	17-12	.586	4.0	40-25	.615	23-12	13-6	4-7	12-6	7-12	6-10	5-5	L2
Ole Miss	15-14	.517	6.0	30-28	.517	19-11	10-13	1-4	8-7	9-10	6-5	6-4	L3
Auburn	13-17	.433	8.5	36-26	.581	25-11	8-11	3-4	6-13	4-13	4-10	4-6	L1
Alabama	12-18	.400	9.5	32-28	.533	19-15	11-10	2-3	6-12	10-17	4-13	6-4	L1
Mississippi St.	8-22	.267	13.5	24-30	.444	21-14	3-14	0-2	5-13	6-9	3-6	1-9	L6

- SEC Regular-Season Champion; % - SEC Divisional Champion; & - SEC Tournament Champion

VANDERBILT FINISHES AS NCAA RUNNER-UP; FOUR SEC TEAMS ADVANCE TO CWS

- SEC TEAM IN CWS CHAMPIONSHIP SERIES FOR EIGHTH CONSECUTIVE YEAR -

NCAA Regionals

Baton Rouge Regional hosted by LSU

LSU 10, Lehigh 3
LSU 2, UNC-Wilmington 0
LSU 2, UNC-Wilmington 0

College Station Regional by Texas A&M

Texas A&M 5, Texas Southern 0
California 2, Texas A&M 1 (14 inn.)
Texas A&M 8, Coastal Carolina 1
Texas A&M 4, California 3 (12 inn.)
Texas A&M 3, California 1

Gainesville Regional hosted by Florida

Florida 19, Florida A&M 0
Florida 8, USF 2
Florida 2, Florida Atlantic 1

Los Angeles Regional hosted by UCLA

Maryland 3, Ole Miss 1
CSU-Bakersfield 2, Ole Miss 1

Nashville Regional hosted by Vanderbilt

Vanderbilt 9, Lipscomb 1
Vanderbilt 6, Indiana 4
Vanderbilt 21, Radford 0

Stillwater Regional by Oklahoma State

Arkansas 8, Oral Roberts 6
Arkansas 7, Oklahoma State 5
Arkansas 4, St. John's 3

Tallahassee Regional by Florida State

College of Charleston 7, Auburn 6 (11 inn.)
Auburn 1, Mercer 0
College of Charleston 3, Auburn 2

NCAA Super Regionals

Fayetteville Super Regional

Arkansas 18, Missouri State 4
Missouri State 3, Arkansas 1
Arkansas 3, Missouri State 2
(Arkansas advances to College World Series)

Gainesville Super Regional

Texas A&M 5, Texas Southern 0
Florida 13, Florida State 5
Florida 11, Florida State 4
(Florida advances to College World Series)

Baton Rouge Super Regional

LSU 4, Louisiana-Lafayette 3
LSU 6, Louisiana-Lafayette 3
(LSU advances to College World Series)

Fort Worth Super Regional

TCU 13, Texas A&M 4
Texas A&M 2, TCU 1 (10 inn.)
TCU 5, Texas A&M 4 (16 inn.)

Champaign Super Regional

Vanderbilt 13, Illinois 0
Vanderbilt 4, Illinois 2
(Vanderbilt advances to College World Series)



NCAA College World Series

Saturday, June 13

Virginia 5, Arkansas 3
Florida 15, Miami 3

Sunday, June 14

TCU 10, LSU 3

Monday, June 15

Vanderbilt 4, Cal State Fullerton 3
Miami 4, Arkansas 3
Virginia 1, Florida 0

Tuesday, June 16

LSU 5, Cal State Fullerton 3
Vanderbilt 1, TCU 0

Wednesday, June 17

Florida 10, Miami 2

Thursday, June 18

TCU 8, LSU 4

Friday, June 19

Florida 10, Virginia 5
Vanderbilt 7, TCU 1

Saturday, June 20

Virginia 5, Florida 4

Championship Series - Vanderbilt vs. Virginia

Vanderbilt 5, Virginia 1
Virginia 3, Vanderbilt 0
Virginia 4, Vanderbilt 2

YEAR IN REVIEW



MISSISSIPPI STATE • MISSOURI • SOUTH CAROLINA • TENNESSEE • TEXAS A&M • VANDERBILT

TEAM-BY-TEAM STATISTICS SUMMARY

(All Games)

Team	AVG	G	AB	R	H	2B	3B	HR	RBI	TB	SLG%	BB	HBP	SO	GDP	OB%	SF	SH	SB-ATT	PO	A	E	FLD%
LSU	.314	66	2429	451	762	146	23	51	415	1107	.456	221	45	341	40	.377	33	31	130-166	1864	704	63	.976
Texas A&M	.299	64	2187	424	654	108	13	70	401	998	.456	280	59	423	59	.388	35	38	36-55	1747	661	78	.969
Florida	.298	70	2417	489	720	129	24	66	445	1095	.453	272	75	410	47	.381	33	23	80-112	1866	738	42	.984
Vanderbilt	.290	72	2505	476	726	152	28	69	433	1141	.455	302	79	610	38	.380	31	45	106-138	1967	728	58	.979
Arkansas	.288	65	2164	387	623	107	18	53	343	925	.427	273	57	418	54	.377	31	29	55-78	1712	728	63	.975
Kentucky	.288	55	1897	289	546	93	10	31	263	752	.396	188	84	359	51	.374	20	24	53-72	1479	630	68	.969
Alabama	.275	60	2089	315	575	105	20	27	285	801	.383	192	52	485	23	.348	21	30	61-81	1617	637	56	.976
Auburn	.273	62	2029	301	553	109	18	18	271	752	.371	232	57	412	38	.359	25	45	62-100	1643	610	61	.974
Mississippi State	.271	54	1821	285	493	87	8	22	244	662	.364	253	52	315	29	.372	17	41	47-62	1448	725	50	.978
Georgia	.267	54	1845	286	493	85	14	40	255	726	.393	211	49	406	39	.355	16	36	63-75	1440	510	61	.970
Ole Miss	.265	58	1912	298	506	95	5	36	274	719	.376	249	43	484	47	.359	21	23	52-78	1529	569	62	.971
Tennessee	.262	50	1614	229	423	66	14	35	203	622	.385	169	66	354	31	.353	14	53	57-85	1306	481	56	.970
Missouri	.258	58	1889	274	487	86	14	41	249	724	.383	182	33	417	39	.330	22	27	69-95	1533	657	59	.974
South Carolina	.257	57	1882	315	484	63	15	43	291	706	.375	253	34	374	35	.350	31	29	63-77	1522	591	61	.972

CI - Missouri 1, LSU 1, Tennessee 1, Texas A&M 1, Arkansas 1, Alabama 1, S. Carolina 1, Kentucky 1, Miss. State 1, Ole Miss 1.

(All games Sorted by Earned run avg)

Team	ERA	W-L	G	CG	SHO	SV	IP	H	R	ER	BB	SO	2B	3B	HR	B/Avg	WP	HBP	BK	SFA	SHA
Vanderbilt	2.84	51-21	72	4	14/12	13	655.2	508	247	207	295	703	86	10	31	.216	54	52	9	21	35
LSU	2.98	54-12	66	2	5/4	19	621.1	530	242	206	228	560	79	14	28	.230	37	51	6	12	27
Texas A&M	3.04	50-14	64	1	5/5	22	582.1	559	241	197	194	574	80	14	26	.254	34	46	5	18	41
Florida	3.18	52-18	70	3	4/3	14	622.0	532	247	220	184	555	82	14	47	.232	54	52	3	16	28
Auburn	3.42	36-26	62	3	8/8	18	547.2	517	254	208	212	465	87	12	33	.248	43	37	2	15	27
Missouri	3.65	30-28	58	3	5/4	14	511.0	477	239	207	148	456	68	16	44	.248	40	60	6	12	30
Georgia	3.96	26-28	54	0	4/4	8	480.0	436	253	211	231	422	68	11	30	.243	37	46	8	26	27
Tennessee	4.01	24-26	50	0	3/3	14	435.1	407	238	194	186	396	90	15	27	.249	46	35	0	18	28
Arkansas	4.08	40-25	65	2	5/4	15	570.2	543	304	259	282	484	80	6	35	.256	48	70	8	23	33
Alabama	4.12	32-28	60	2	6/6	15	539.0	510	271	247	248	479	98	10	28	.255	53	43	4	19	44
South Carolina	4.20	32-25	57	2	7/7	17	507.1	517	278	237	206	456	101	4	34	.268	53	45	2	21	35
Kentucky	4.36	30-25	55	3	4/2	12	493.0	506	287	239	168	407	85	13	48	.267	44	42	9	20	30
Ole Miss	4.38	30-28	58	1	1/1	17	509.2	534	301	248	163	402	107	8	41	.269	41	37	4	19	34
Mississippi State	4.51	24-30	54	5	0/0	9	482.2	495	279	242	198	395	77	7	39	.269	52	63	1	14	31

PB - Georgia 22, Alabama 20, Tennessee 13, Florida 12, Vanderbilt 11, Missouri 11, Arkansas 9, S. Carolina 8, Texas A&M 7, Miss. State 6, Auburn 4, Kentucky 3, Ole Miss 3, LSU 2. Pickoffs - Arkansas 18, Kentucky 14, Florida 13, Vanderbilt 13, Alabama 12, S. Carolina 11, Miss. State 11, Georgia 11, Missouri 9, Texas A&M 8, Tennessee 6, LSU 5, Auburn 4, Ole Miss 4

(All games Sorted by Fielding pct)

Team	C	PO	A	E	FLD%	DPs	SBA	CSB	SBA%	PB	CI
Florida	2646	1866	738	42	.984	50	51	25	.671	12	0
Vanderbilt	2753	1967	728	58	.979	58	27	25	.519	11	0
Mississippi State	2223	1448	725	50	.978	63	29	23	.558	6	1
LSU	2631	1864	704	63	.976	56	46	27	.630	2	1
Alabama	2310	1617	637	56	.976	57	62	28	.689	20	1
Arkansas	2503	1712	728	63	.975	64	76	36	.679	9	1
Missouri	2249	1533	657	59	.974	42	71	19	.789	11	1
Auburn	2314	1643	610	61	.974	46	51	17	.750	4	0
South Carolina	2174	1522	591	61	.972	56	48	22	.686	8	1
Ole Miss	2160	1529	569	62	.971	36	41	24	.631	3	1
Georgia	2011	1440	510	61	.970	42	37	14	.725	22	0
Tennessee	1843	1306	481	56	.970	35	37	26	.587	13	1
Kentucky	2177	1479	630	68	.969	53	57	15	.792	3	1
Texas A&M	2486	1747	661	78	.969	53	58	30	.659	7	1



YEAR IN REVIEW

ALABAMA • ARKANSAS • AUBURN • FLORIDA • GEORGIA • KENTUCKY • LSU • OLE MISS

TEAM-BY-TEAM STATISTICS SUMMARY

(Conference Games Only)

Team	AVG	G	AB	R	H	2B	3B	HR	RBI	TB	SLG%	BB	HP	SO	GDP	OB%	SF	SH	SB-ATT	PO	A	E	FLD%
LSU	.316	29	1142	199	361	64	8	23	182	510	.447	106	19	168	24	.380	12	17	46-64	865	327	23	.981
Texas A&M	.310	28	932	185	289	46	4	31	178	436	.468	117	21	194	23	.394	13	23	15-24	721	269	40	.961
Florida	.279	30	1013	171	283	43	12	22	156	416	.411	103	24	188	27	.355	15	9	23-35	798	326	18	.984
Kentucky	.279	29	989	142	276	48	6	21	130	399	.403	92	50	215	32	.367	9	11	21-32	770	337	33	.971
Arkansas	.274	29	979	154	268	47	3	23	138	390	.398	102	29	209	20	.356	12	16	26-35	765	328	23	.979
Vanderbilt	.272	30	1056	194	287	67	8	33	174	469	.444	134	36	289	15	.369	12	19	34-48	831	302	26	.978
Mississippi State	.262	30	1044	136	274	56	3	14	121	378	.362	120	19	174	20	.347	8	18	21-27	802	389	24	.980
Alabama	.260	30	1087	137	283	44	5	15	124	382	.351	95	24	274	12	.331	8	18	24-31	831	323	30	.975
Missouri	.259	30	994	138	257	42	5	28	130	393	.395	87	15	234	21	.326	6	17	19-30	792	342	28	.976
Auburn	.258	30	990	120	255	48	7	4	112	329	.332	105	25	225	18	.341	8	18	25-44	786	300	31	.972
Tennessee	.256	29	938	120	240	38	6	21	112	353	.376	97	33	226	16	.345	5	26	26-37	750	277	31	.971
South Carolina	.249	30	1002	153	249	35	10	29	144	391	.390	137	11	218	18	.341	15	18	26-33	795	300	34	.970
Ole Miss	.248	29	987	129	245	44	1	19	122	348	.353	121	18	292	17	.339	7	9	24-41	789	299	32	.971
Georgia	.242	29	1001	130	242	38	6	19	114	349	.349	103	22	239	19	.324	6	18	30-32	780	286	34	.969

CI - Texas A&M 1, Kentucky 1.

(SEC games only Sorted by Earned run avg)

Team	ERA	W-L	G	CG	SHO	SV	IP	H	R	ER	BB	SO	2B	3B	HR	B/Avg	WP	HBP	BK	SFA	SHA
Vanderbilt	3.15	20-10	30	3	5/3	6	277.0	239	118	97	125	305	40	7	15	.233	20	27	3	10	11
LSU	3.46	21-8	29	0	0/0	7	288.1	271	123	111	112	252	40	6	18	.249	15	26	2	6	12
Auburn	3.85	13-17	30	3	4/4	7	262.0	261	131	112	116	194	45	6	17	.260	23	15	1	6	16
Florida	3.89	19-11	30	2	0/0	5	266.0	252	126	115	75	236	41	5	27	.251	23	21	1	4	16
Missouri	4.12	15-15	30	1	1/1	7	264.0	269	137	121	81	239	41	7	25	.267	27	27	5	7	17
Texas A&M	4.19	18-10	28	0	1/1	8	240.1	269	136	112	91	234	41	5	15	.282	7	21	3	6	17
Arkansas	4.45	17-12	29	2	2/1	8	255.0	264	143	126	132	211	38	4	17	.271	20	32	2	8	13
Alabama	4.48	12-18	30	1	2/2	5	277.0	289	154	138	135	209	52	7	21	.276	23	19	3	11	28
Georgia	4.50	10-19	29	0	0/0	2	260.0	248	149	130	137	221	39	8	16	.254	22	27	2	18	20
Kentucky	5.01	14-15	29	2	3/2	8	256.2	275	162	143	91	194	49	7	34	.278	18	22	2	15	14
Tennessee	5.04	11-18	29	0	0/0	6	250.0	257	170	140	112	229	56	10	23	.268	23	21	0	12	16
Ole Miss	5.13	15-14	29	1	1/1	12	263.0	298	176	150	84	198	55	6	27	.284	22	15	3	10	13
Mississippi State	5.45	8-22	30	4	0/0	3	267.1	306	190	162	111	198	52	4	24	.294	37	42	0	9	23
South Carolina	5.64	13-17	30	2	1/1	6	265.0	311	193	166	117	225	71	2	23	.299	34	31	2	14	21

PB - Georgia 11, Vanderbilt 8, Tennessee 8, Alabama 7, S. Carolina 5, Arkansas 5, Texas A&M 5, Miss. State 3, Missouri 3, Ole Miss 2, Auburn 2, Kentucky 2, LSU 2, Florida 2. Pickoffs - Kentucky 9, Georgia 8, Florida 7, Miss. State 6, Missouri 6, Arkansas 6, Alabama 5, Tennessee 4, S. Carolina 4, Vanderbilt 3, LSU 2, Auburn 2, Texas A&M 2, Ole Miss 1.4

(SEC games only Sorted by Fielding pct)

Team	C	PO	A	E	FLD%	DPs	SBA	CSB	SBA%	PB	CI
Florida	1142	798	326	18	.984	20	24	13	.649	2	0
LSU	1215	865	327	23	.981	27	19	9	.679	2	0
Mississippi State	1215	802	389	24	.980	36	16	7	.696	3	0
Arkansas	1116	765	328	23	.979	26	27	16	.628	5	0
Vanderbilt	1159	831	302	26	.978	30	13	7	.650	8	0
Missouri	1162	792	342	28	.976	22	45	11	.804	3	0
Alabama	1184	831	323	30	.975	30	36	12	.750	7	0
Auburn	1117	786	300	31	.972	25	32	9	.780	2	0
Ole Miss	1120	789	299	32	.971	16	23	16	.590	2	0
Kentucky	1140	770	337	33	.971	32	21	8	.724	2	1
Tennessee	1058	750	277	31	.971	21	21	13	.618	8	0
South Carolina	1129	795	300	34	.970	31	32	11	.744	5	0
Georgia	1100	780	286	34	.969	19	23	9	.719	11	0
Texas A&M	1030	721	269	40	.961	20	28	12	.700	5	1

YEAR IN REVIEW



MISSISSIPPI STATE • MISSOURI • SOUTH CAROLINA • TENNESSEE • TEXAS A&M • VANDERBILT

TEAM-BY-TEAM NOTES

ALABAMA CRIMSON TIDE



The Alabama Crimson Tide reached the SEC Baseball Tournament for the 32nd time in program history thanks to a 1-0, shutout win of seventh-ranked Vanderbilt to close out the season. The Tide would wrap up the tournament with a pair of wins in four contests before falling to Vanderbilt in the quarterfinal round. Sophomore Geoffrey Bramblett led the Alabama baseball team to a 6-1 win over Ole Miss in the opening round of the 2015 SEC Tournament on Tuesday morning. The Crimson Tide starter tossed his second career complete game in as many chances during the postseason. In just his second postseason start, Bramblett went the distance once again. Despite allowing a season-high tying nine hits, the Rebels could not string them together for more than one run by day's end. The Crimson Tide starter recorded a career-high 10 strikeouts and did not allow a free pass in the start for the second time this season. The pitching effort was matched by a clutch hitting effort from the Crimson Tide bats. By day's end, the offense collected 11 total hits, nine of which came with two outs. Alabama was led by multi-hit efforts from Casey Hughston, Mikey White and J.C. Wilhite. Hughston knocked a double while collecting a team-high two RBI by day's end. Alabama's rally in the ninth came up just short as the Crimson Tide fell to Texas A&M, 4-3, in the second round of the 2015 SEC Tournament. Following an eighth inning that saw the Aggies score one for the lead, the Crimson Tide could not rally for the clutch hit with runners on in the ninth. Alabama took an early, 3-0, lead with two in the second and one in the third, but the Aggies would answer with a three-spot in the bottom half of the third frame. The two teams went scoreless until the bottom of the eighth when TAMU would knock a one-out single up the middle to bring across the go-ahead run and send the game to the final frame with the Crimson Tide trailing, 4-3. In the ninth, Cody Henry drew a one-out walk to start the comeback effort for Alabama and was replaced by pinch-runner Daniel Cucjen. J.C. Wilhite came to the plate and singled through the right side to give the Tide runners on first and second with one down. In the next at-bat, Will Haynie knocked a single to left to put the runners in motion. The deep single allowed Cucjen to try to score for the game-tying run, but an accurate throw from the Aggie left fielder cut down the runner at home. Still with two on, Riley Colburn was hit by a pitch to load the bases, but Chandler Avant would fly out to center to end the contest. Will Haynie's solo home run in the seventh inning broke the tie, lifting Alabama baseball to the 4-3 win over Missouri inside the Hoover Met on Thursday morning in the Crimson Tide's third game of the tournament. Senior Taylor Guilbeau collected his third win of the season and his first against an SEC foe with a 7.0 inning, three-run performance. The left-hander tossed 104 pitches and struck out four by day's end. Fellow senior Jay Shaw tossed a 1-2-3 inning in the eighth and sophomore Thomas Burrows closed out the ninth with two strikeouts to earn his seventh save of the season. Alabama baseball's tournament run ended, as the seventh-ranked Vanderbilt Commodores used an eight-run fourth inning to help secure a 16-1 victory in the quarterfinals of the 2015 Southeastern Conference Baseball Tournament Friday afternoon. The second-seeded Commodores recorded an SEC Tournament record-tying eight doubles and posted 19 hits for 16 total runs in the seven-inning victory. Vanderbilt scored 14 of its 16 with an eight-spot in the fourth and three runs apiece in the fifth and sixth innings en route to advancing to the SEC semifinals.

ARKANSAS RAZORBACKS



Arkansas advanced to the College World Series for the eighth time in program history in 2015 ... The Razorbacks have won 40 or more games in six of the last seven seasons ... Arkansas is one of five teams in the country to advance to the NCAA Tournament each of the last 14 years ... The Razorbacks are one of 10 teams in the country to advance to at least three of the last seven College World Series, joining Florida, LSU, North Carolina, South Carolina, TCU, Texas, UCLA, Vanderbilt and Vir-

ginia ... Arkansas set the school record for fielding percentage in a season in 2015 at .975. The 63 errors committed was the fewest since making 60 during the 1978 season ... The 53 home runs hit were the most in a season since hitting a school-record 92 in 2010 ... Arkansas finished No. 2 in the country average attendance for the third straight year with 8,290 fans per game. The Razorbacks posted school records in actual attendance and tickets sold for a single game ... Dave Van Horn made his sixth career appearance in the College World Series, more than any other head coach in the SEC ... In his 13 seasons at Arkansas, Van Horn has led the Razorbacks to four College World Series appearances, five Super Regionals and 13 NCAA Tournament berths ... The skipper eclipsed the 500-win mark at Arkansas on April 5 against Auburn and has a total of 524 wins, averaging more than 40 wins per season ... Sophomore Andrew Benintendi became the most recognized player in program history in 2015, winning four National Player of the Year honors, including the Golden Spikes Award and the Dick Howser Trophy ... He led the nation with 20 home runs and became the first NCAA Division I player in seven years to hit 20 home runs and steal 20 bases in a season ... Benintendi became the third player in SEC history to lead the league in home runs and batting average ... He was drafted seventh overall by the Boston Red Sox, becoming the third highest draft pick in school history behind Jeff King (No. 1 in 1986) and Kevin McReynolds (No. 6 in 1981) ... Zach Jackson's nine saves on the year were the seventh-most in a single season in program history, while his current 2.28 career ERA is the sixth-lowest among pitchers with over 100.0 innings of work ... Bobby Wernes recorded seven triples in 2015, the most by a Razorback since Kirk McConnell's eight in 2002 ... Keaton McKinney set the freshman school record with 18 starts on the mound this season ... Michael Bernal is tied for 10th in school history with 28 career hit by pitches ... Arkansas had four players selected in the 2015 MLB Draft, as Andrew Benintendi went seventh overall to the Boston Red Sox, Trey Killian went in the ninth round to the Colorado Rockies, Bobby Wernes went in the 30th round to the Houston Astros and Tyler Spoon went in the 35th round to the Boston Red Sox ... The Razorbacks have had 21 players drafted in the last the years ... Arkansas ended the year as a consensus top 15 team and finished as high as No. 7 in the Collegiate Baseball Top 25 poll.

AUBURN TIGERS



Auburn lost its second one-run game to College of Charleston, falling 3-2 to the Cougars Sunday ... The loss eliminated Auburn from the Tallahassee Regional ... The Tigers finish the season with a record of 36-26 ... All three games that Auburn played in the regional were decided by a single run ... Five of six games played in Tallahassee were one-run contests ... The close games in the regional continued a trend for the season for Auburn as 26 of the Tigers' 62 games were decided by one or two runs ... Auburn finished 14-12 in those games ... Auburn is now 40-31 all-time in NCAA Regional play ... Head coach Sunny Golloway led the Tigers to the postseason in just his second year at the helm of the program ... He is now earned postseason bids in 15 of his last 17 seasons as a head coach ... His record all-time in NCAA postseason play is 29-33 ... Auburn's 36 wins this season are the most for the Tigers since winning 43 games in 2010 and the second-most since 2001 ... Auburn's pitching staff posted a 2.20 ERA in the regional and finished with a 3.42 mark for the season, the Tigers' third-best mark since 1989 ... The Tigers' staff finished with 465 strikeouts this season, which is ninth most in program history ... With two stolen bases in the season finale, including the first of the season and second career steal for sophomore first baseman Daniel Robert, Auburn finishes the season with 62 steals ... The Tigers racked up 39 stolen bases in the final 26 games after stealing just 23 bases in the first 36 games ... Auburn finished the season with 109 doubles, which is the most for the Tigers since collecting 113 two-baggers in 2012 ... Auburn's 145 extra base hits this season are the most for the Tigers since ending 2012 with 167 ... The Tigers 18 triples this season are the most since hitting 19 in 2012 ... Auburn set a new program record with a .974



YEAR IN REVIEW

ALABAMA • ARKANSAS • AUBURN • FLORIDA • GEORGIA • KENTUCKY • LSU • OLE MISS

TEAM-BY-TEAM NOTES

fielding percentage ... The old mark was .970 most recently accomplished last season ... Anfernee Grier and Cody Nulph each started all 62 games this season ... Grier started 61 games in center field and one game in right field while Nulph started all 62 games at shortstop ... The win over Mercer was Auburn's first shutout victory in NCAA Regional play since blanking Clemson 15-0 on May 31, 2003 ... Auburn's eight shutouts this season are tied with the 1976 and 1989 teams for the 2nd-most shutouts in program history, only one off the school record set in 1988 ... This is the 17th time in 19 regional appearances all-time that Auburn has won at least one game ... Auburn wins its first 1-0 decision since defeating Samford by the same margin on April 9, 1996 ... Auburn was 21-3 when playing error-free baseball this season and compiled a .986 fielding percentage in its 36 wins with just 19 errors in those games ... Keegan Thompson recorded his second career save and his first since April 11, 2014, at Alabama ... Damon Haecker walked for the 40th time this season in Auburn's victory over Mercer, which is the most by an Auburn player since Karl Amonite walked 41 times in 2005 ... The Friday loss to Charleston was the first extra-inning game in a regional for Auburn since defeating Jacksonville 8-7 in 10 innings on May 25, 2001.

FLORIDA GATORS



In Kevin O'Sullivan's eighth season at the helm, the Gators (52-18) advanced to the NCAA College World Series for the fourth time in six seasons and were one victory shy of the CWS Finals ... Florida made the CWS for the ninth time in school history (1988, 1991, 1996, 1998, 2005, 2010, 2011, 2012 and 2015) ... UF reached the 50-win plateau for the second time in O'Sullivan's tenure and for the fourth time in school history and its 52 wins were the second-highest total for the program (53 in 2011) ... The Gators have been a national seed in six of the past seven seasons (No. 8 in 2009, No. 3 in 2010, No. 2 in 2011, No. 1 in 2012, No. 2 in 2014, No. 4 in 2015) – the most national seeds in the country in that span...Florida set a school record with a .984 fielding percentage, the second-best clip in NCAA history ... For the first time in school history, the Orange and Blue ended the seasons of Sunshine State rivals Miami and Florida State in NCAA play...The Gators overpowered the Hurricanes twice in Omaha, by scores of 15-3 and 10-2, and swept the NCAA Gainesville Super Regional over the Seminoles, 13-5 and 11-4 ... Florida made its first appearance at TD Ameritrade Park Omaha since the 2012 campaign and just two players remained from that club: senior left-hander Bobby Poyner and senior third baseman Josh Tobias ... The Gators boast the top-five longest homers in TD Ameritrade Park Omaha history, while sophomore first baseman Peter Alonso occupies No. 1 (429 feet vs. Virginia) and No. 2 (421 feet vs. Miami)...UF claimed its fourth Super Regional title in five appearances under Coach O'Sullivan and its first since 2012 with the sweep of the Seminoles... Florida was 12-3 (.800) in the postseason, going 8-2 (.800) in the NCAA Tournament and 4-1 (.800) at the SEC Tournament ... The Gators made their 31st NCAA Tournament appearance and swept through the NCAA Gainesville Regional at McKethan Stadium by knocking off Florida A&M (19-0), USF (8-2) and Florida Atlantic (2-1) ...Florida brought home its seventh SEC Tournament Championship on May 24 with a 7-3 victory over No. 9 Vanderbilt. It was the squad's first crown since 2011 and they defeated the 2014 national champions three times in four meetings during the season...After dropping a 7-6 decision to No. 24 Arkansas, the Gators reeled off four consecutive wins over Auburn (11-2), No. 24 Arkansas (10-0 in 7 innings), No. 1 LSU (2-1) and No. 9 Vanderbilt (7-3) ... The Tigers and Commodores were the top two seeds at the event...Freshman JJ Schwarz, who went 2-for-5 with a run scored versus Vanderbilt, was chosen as the Most Valuable Player of the SEC Tourney after batting .526 (10-for-19) over the five games, with six RBI, five runs and three doubles ... He joined Gator winners Rich Bombard (Pitcher, 1982), Brian Reimsnyder (Outfielder, 1988), Herbert Perry (Designated Hitter, 1991), Brian Purvis (Outfielder, 1991) and Daniel Pigott (Outfielder, 2011)...The NCBWA Freshman Hitter of the Year, Schwarz was 28-

for-57 (.491) with 23 runs and 19 RBI during the postseason and batted .333 (6-for-18) during the CWS ... He set a Gator freshman record with 18 homers, including a school-record four round-trippers versus Stetson on April 7, and led the club with 73 RBI ... Junior left fielder Harrison Bader, Schwarz and Tobias each achieved All-American recognition while second baseman Dalton Guthrie, catcher/ designated hitter Mike Rivera and Schwarz were Freshman All-Americans ... Four Gators are playing for the USA Baseball Collegiate National Team this summer – LHP A.J. Puk, OF Buddy Reed, Schwarz and RHP Logan Shore.

GEORGIA BULLDOGS



Georgia finished the 2015 season with a 26-28 overall mark and 10-19 in the SEC. Georgia batted .267 with 40 home runs and 63 stolen bases while posting a 3.96 ERA and a .970 fielding percentage. The Bulldog bullpen allowed just one earned run over the final 29.2 innings pitched. Georgia set a school record by holding teams to a .243 batting average, the previous best was .251 in 1973. On May 12th, Georgia combined on a one-hit shutout of rival Ga. Tech at Turner Field in front of the largest crowd to see a college baseball regular season game this year as 18,792 attended the 13th annual Spring Baseball Classic for Kids. The game benefits Children's Healthcare of Atlanta. Senior Jared Walsh pitched the first five innings and allowed one single with a walk and six strikeouts while the bullpen of Mike Mancuso, Bo Tucker, Taylor Hicks and Jared Cheek preserved the shutout. Junior Daniel Nichols went 3-for-4 with a home run and career-high 5 RBI to pace the offense while Walsh who also served as the designated hitter went 2-for-4 with a double and a scored a run. Bulldog sophomore center fielder Stephen Wrenn (.324-8-28) led the team in batting, runs scored, hits, home runs and stolen bases. He reached base safely in 51 of 54 games including the first 38 contests in 2015. He ranks as one of the top defensive centerfielders in the SEC and ended the regular season with the second most stolen bases in the league with 28. Wrenn's 28 stolen bases were the most by Bulldog since a record 31 by Chaz Lytle in 2002. Georgia's top pitcher in 2015 was two-way standout senior co-captain Jared Walsh. He went 5-2 with a 2.60 ERA in 14 appearances including eight starts while batting .306-3-22 in 43 games including 41 starts as either a DH/1B/OF. Walsh's 2.60 ERA was the lowest by a Bulldog pitcher with at least 55 innings in a season since 2004 when Will Startup posted a 2.22 mark. Head coach Scott Stricklin notched his 400th career win in Georgia's series-clinching road victory over Kentucky on May 10th. In 2015, Georgia posted its first SEC road sweep since 2009 when it won three over Tennessee and then followed that up by claiming its first SEC series at South Carolina since 1994. The highlights in non-conference action included winning a series over No. 11 Florida State plus sweeping a two-game set from Clemson for the first time since 2009.

KENTUCKY WILDCATS



The Kentucky baseball team completed its 2015 season with a school-record tying fourth consecutive berth in the Southeastern Conference Tournament. UK posted a series win at Missouri to conclude the regular season, before suffering an opening-round loss to Auburn, 6-3 in the SEC Tournament to end UK's season. The Wildcats (30-25, 14-15 SEC) finished the year with a school-record three road series wins in the SEC, taking 2-of-3 from No. 1 LSU, No. 5 Florida and Missouri. Kentucky finished with 14 conference wins, its eighth season of 14 league wins, and ranked fourth in the SEC with eight wins over top-25 foes. Sophomore second baseman JaVon Shelby highlighted UK's season as a first-team All-SEC selection, batting .312 with 12 doubles, two triples, nine homers and 44 RBI. Centerfielder Kyle Barrett became the second UK player to lead the SEC in hits, batting .354 with 12 doubles, three triples, one homer and 26 RBI,

YEAR IN REVIEW



MISSISSIPPI STATE • MISSOURI • SOUTH CAROLINA • TENNESSEE • TEXAS A&M • VANDERBILT

TEAM-BY-TEAM NOTES

stealing seven bases. Junior lefffielder Ka'ai Tom finished with a team-leading .375 average with 16 doubles, one triple, five homers and 51 RBI, stealing 15-of-16 bases. First baseman Evan White was named to the All-SEC defensive team and the Freshman All-SEC team. On the mound, UK was paced by a 6-6 record and a 3.48 ERA from Friday starter Zack Brown, who threw three complete games and two shutouts. Junior righty Dustin Beggs finished with a team-leading seven wins, sporting 3.65 ERA in 93.2 innings, striking out 75.

LSU TIGERS

LSU LSU was a consensus No. 5 in the final 2015 college baseball polls, marking the Tigers' fifth Top 10 finish in the past eight seasons and their third Top 5 finish in the past seven years ... the 2015 Tigers led the nation with 54 wins, and LSU advanced to the College World Series for the second time in three years and for the 17th time in school history ... LSU captured the SEC regular-season championship for the 16th time in school history and won the SEC Western Division title for the 18th time ... over the past four seasons, LSU has won a nation's-best 204 games, and the Tigers are the only team in the country to earn a National Seed in each of the last four NCAA Tournaments ... LSU coach Paul Mainieri was named the 2015 National Coach of the Year by the NCBWA, and he received the Skip Bertman National Coach of the Year Award presented by the College Baseball Foundation ... the National Coach of the Year designation is the fourth for Mainieri during his career; he has received National Coach of the Year recognition two previous times at LSU (2008, 2009) and once at Notre Dame (2000) ... Mainieri was also voted 2015 SEC Coach of the Year, marking the third time he has received the league honor ... eight Tigers were selected in the 2015 Major League Baseball Draft – the second-highest total in school history - including junior shortstop Alex Bregman, who was the No. 2 overall selection in the draft by the Houston Astros ... LSU produced five players that received 2015 All-America recognition including Bregman, freshman pitcher Alex Lange, senior catcher Kade Scivicque, junior first baseman Chris China and junior centerfielder Andrew Stevenson ... Bregman was one of four finalists for the Golden Spikes National Player of the Year Award, and Scivicque was one of three finalists for the Johnny Bench National Catcher of the Year Award ... Scivicque was also voted to the College World Series All-Tournament Team ... Lange was named National Freshman Pitcher of the Year by Collegiate Baseball magazine and by the NCBWA, and he was voted SEC Freshman of the Year by the league coaches ... four former LSU players have been called up to the Major Leagues this season - outfielder Mikie Mahtook (Rays), pitcher Nick Rumbelow (Yankees), pitcher Aaron Nola (Phillies) and pitcher Nick Goody (Yankees) ... 11 former LSU players coached by Paul Mainieri have reached the big leagues, including Mahtook, Rumbelow, Nola, Goody, pitcher Louis Coleman (Royals), pitcher Charlie Furbush (Mariners), pitcher Ryan Verdugo (Royals), infielder DJ LeMahieu (Rockies), pitcher Kevin Gausman (Orioles), pitcher Anthony Ranaudo (Rangers) and infielder Matt Clark (Brewers).

OLE MISS REBELS

Ole Miss Ole Miss saw its season come to an end over the weekend, dropping two games in the Los Angeles Regional of the 2015 NCAA Baseball Championship. The Rebels fell to eventual regional champion Maryland in the opening matchup, 3-1, May 29. In an elimination game 24 hours later, CSU Bakersfield squeaked by Ole Miss, 2-1, May 30. Against Maryland, senior Austin Knight was phenomenal behind the plate, throwing out three baserunners throughout the game. Knight became the first Rebel to catch three runners stealing since Stuart Turner accomplished the feat against Southeast Louisiana, March 6, 2013. He also reached base twice, drawing a walk and getting plunked by a pitch. Ole Miss starting pitcher Christian Trent went 6.1 innings, surrendering three runs on nine

hits and three walks. The southpaw also struck out four Terrapins in his outing. Fellow junior Jacob Waguespack tossed 2.2 scoreless innings of relief, striking out two and not allowing a hit. In the setback to CSU Bakersfield, each team tallied seven hits throughout the ballgame. Sophomore Errol Robinson went 3-for-4 with a double to lead Ole Miss. His performance at the plate was the sixth time this season that he recorded at least three hits, a team high. Classmate J.B. Woodman added a pair of hits as well, and senior Sikes Orvis smacked a single in his final game as a Rebel. Redshirt sophomore Brady Bramlett was saddled with the loss although he pitched effectively for seven innings. The right-hander allowed two runs on seven hits, while striking out five and walking just one. Sophomore Wyatt Short pitched a perfect eighth inning, retiring all three batters he faced. Along with Orvis, four other seniors played their final game in an Ole Miss uniform: Scott Ashford, Austin Knight, Sam Smith and Scott Weathersby. The senior class finished 153 wins over their four-year careers.

MISSISSIPPI STATE BULLDOGS



Mississippi State finished its 2015 season with an overall record of 24-30, including an 8-22 mark inside the Southeastern Conference. The losing record snapped MSU's four-year stretch of making the NCAA and SEC Tournament. The .267 winning percentage in conference play was the second lowest in the modern era (since 1950), while marking the first time since 1975 the Bulldogs recorded just one series win in conference action. State began the season with the fourth-best start in school history (13-0), and was ranked as high as No. 7 nationally in the USA Today Coaches' Poll (March 2). Following the perfect start, MSU ended the spring 11-30. State lost 18 of its final 21 games, the worst 21-game stretch in school history. A big reason for the lack of success was due to the 272 total games missed due to injury, or the equivalent of five total players missing the entire 54-game regular season. As a whole, the team finished the regular season with a .271 batting average (ninth in the SEC). The top three hitters for MSU were all sophomores – outfielder Jacob Robson (.324), outfielder Cody Brown (.309) and infielder Luke Reynolds (.304). Reynolds finished the last 10 games of the regular season as one of the hottest hitters in the conference, going 20-for-40 (.500) with seven doubles. On the mound, the Maroon and White finished with a 4.51 ERA (14th in SEC), its highest total since 2010 (6.90). Three of the top five starting pitchers for MSU were underclassmen, while underclassmen started a total of 248 games on offense. Defensively, John Cohen's ballclub remained one of the top defensive teams in the country, ranking second nationally with 63 double plays and finishing 11th in NCAA in the regular season with a .977 fielding percentage. Since 2012, MSU ranks first in the NCAA with 264 twin killings and fifth with 2,032 strikeouts. For more information on the Diamond Dawgs, including their projected top-10 incoming recruiting class as well as summer ball results, follow the team on Facebook, Twitter and Instagram by searching for "HailStateBB."

MISSOURI TIGERS



Alabama catcher Will Haynie hit a go-ahead solo homer in the bottom of the seventh inning as Mizzou baseball was eliminated from the SEC Tournament with a 4-3 loss on Thursday morning (May 21) at Hoover Metropolitan Stadium. The loss dropped the Tigers to 30-28 on the season. Mizzou struggled down the stretch but much was due to the schedule as nine of the Tigers' final 18 contests came vs. top-10 teams. Eight of those nine games against top-10 teams were played away from home (3 at Vanderbilt, 3 at LSU, 1 at Missouri State 1 vs. Vanderbilt at the SEC Tournament). Mizzou was the only team in the SEC to play five teams that were ranked No. 1 in any of the major polls at any point of the season in 2015 (LSU, Vanderbilt, Florida, Texas



YEAR IN REVIEW

ALABAMA • ARKANSAS • AUBURN • FLORIDA • GEORGIA • KENTUCKY • LSU • OLE MISS

TEAM-BY-TEAM NOTES

A&M, Illinois). Mizzou was one of just two SEC teams to play LSU, Vanderbilt, Florida and Texas A&M in the first nine weeks of conference play. Mizzou freshman outfielder Trey Harris was named to the 2015 SEC All-Tournament Team, as announced by the league on Sunday night. Harris, an SEC All-Freshman honoree earlier this month, led the Tigers with six hits over three games in Hoover, driving in a pair of runs and scoring three more. He also tallied a double in the three games and led the team with a .462 average, earning a spot as one of four outfielders on the All-Tournament Team.

SOUTH CAROLINA GAMECOCKS



South Carolina finished the 2015 season with a 32-25 record and a 13-17 mark in the Southeastern Conference. Senior first baseman Kyle Martin finished the year leading the Gamecocks in all three of the Triple Crown categories. Martin hit .350 (71-for-203) with 14 HR and 56 RBI. He also scored 50 runs, tallied 12 doubles, tripled twice and stole 11 bases. Martin had a .455 on-base percentage and a .635 slugging mark. Martin had 14 multi-RBI games for the season. Martin was a first-team All-SEC selection. Junior infielder Max Schrock hit .328 (63-for-192) with six HR and 34 RBI. He scored 44 runs, doubled 11 times and tallied two triples. Schrock had a .419 on-base percentage with a .500 slugging mark. He was a second-team All-SEC selection. Junior left-hander Jack Wynkoop went 8-5 with a 3.27 ERA with 16 appearances and 14 starts. Wynkoop pitched a team-high 104.1 innings and struck out 86 batters with just 14 walks. Wynkoop became the 23rd pitcher in school history to reach the 20-win total. Wynkoop currently ranks 17th all-time in career wins with 22 in his three-year career. Senior outfielder Elliott Caldwell set a South Carolina single-season record with eight triples on the year. Caldwell finished up batting .328 (64-for-195) with 34 runs scored and 41 RBI as well as a .426 on-base percentage and .482 slugging percentage. Caldwell had a team-high 22 multi-hit games. South Carolina finished the year with a total attendance mark of 250,057. That total attendance ranks second-highest in the nation. South Carolina was 28-7 on the year when allowing five runs or less. South Carolina was 29-4 on the year with a lead entering the seventh innings. The Gamecocks were 25-7 when allowing less than 10 hits, 14-5 when recording double-digit hits and 19-2 when out-hitting its opponent. South Carolina was 18-13 in games decided by three runs or less. South Carolina was 20-2 on the year when scoring six or more runs.

TENNESSEE VOLUNTEERS

Tennessee closed out its 2015 campaign with a 24-26 overall record (11-19 SEC), following a 2-1 loss to Arkansas in the single-elimination rounds of the SEC Tournament in Hoover, Ala. Entering the tournament as the No. 12 seed, Tennessee held a 1-1 tie against the No. 5 seed Razorbacks until the ninth inning, when a leadoff hit and walkoff double down the left field line lifted Arkansas to a 2-1 win. With the loss, the Volunteers drop to 25-23 all-time in SEC Tournament play and a 1-2 postseason record in games played against Arkansas. The loss marked the second straight year for the Vols to reach the first round of the SEC Tournament and be eliminated. Tennessee clinched a postseason bid to the SEC Tournament in back-to-back seasons (2014-15) for the first time since 2004-05, after not appearing in the conference tournament from 2008-13. To clinch their postseason berth, the Vols completed their first-ever series sweep over Mississippi State and now own a three-game win streak against the Bulldogs for the first time since March 24, 1969 - May 13, 1970. The feat also marked the Vols' first SEC series sweep since 2012, when the Vols took three games against the Alabama Crimson Tide. Having completed his fourth season at the helm of the Volunteers' Program, Head Coach Dave Serrano reached 100 career wins at Tennessee, now holding a 101-109 (.490) record in games as head coach on Rocky Top. Sophomore

second baseman Nick Senzel posted Tennessee's highest average in 2015, hitting .325 with 12 doubles, five triples, four homers and 28 RBI. Two-time All-SEC outfielder Christin Stewart led the Vols' offense in multiple categories, including homers (15), RBI (47), slugging percentage (.633) and on-base percentage (.443). The junior also led the SEC in times hit by a pitch this season (15). Stewart was named First Team All-SEC on May 18, immediately prior to Tennessee's matchup against Arkansas at the SEC Tournament. Stewart became the first Volunteer to be named a First Team All-SEC player in consecutive years since Tennessee Hall of Famer Chris Burke (2000-01) did so following his record-setting campaigns on Rocky Top. Over the course of the season, Tennessee led the league in sacrifice bunts (53) while junior A.J. Simcox used eight sac bunts on the season to secure his first-place spot on the all-time sacrifice bunts list at Tennessee with 34 in his career. Senior righthander Bret Marks emerged as the Vols' leader in the starting rotation, going 4-5 with a 2.92 ERA and 89 strikeouts over 77.0 innings pitched. His strikeouts were sixth-most in the league and his .202 opposing batters average ranked third in the SEC.

TEXAS A&M AGGIES



The Aggies completed the fifth 50-win campaign in school history. Texas A&M logged the third-best winning percentage in school history (.781 - 50-14). Blake Allemand ended his career as the Aggies' all-time leader in games started (225) and ranked 10th with 241 hits. Matt Kent was the hero of the postseason going 3-0 with a 0.59 ERA in four starts in the SEC Tournament and NCAA Championship, allowing just two runs on 21 hits and six walks while striking out 26 in 30.2 innings. The Aggies claimed their seventh NCAA Regional title.

VANDERBILT COMMODORES



The Commodores posted the team's second consecutive 50-win season going 51-21 for the team's fourth 50-win season in the last five years, the most in the nation. Vanderbilt finished as the national runner-up after losing 4-2 to Virginia in the third game of the CWS finals. Virginia rallied for three runs in the sixth inning to force a third and decisive game in the championship series with a 3-0 win. Philip Pfeifer was the tough-luck loser allowing three unearned runs. The Commodores beat Virginia 5-1 in the first game of the championship series behind a strong Carson Fulmer start. The junior won his 14th game to match a school record with 7.2 scoreless innings. Vanderbilt returned to the CWS championship series with a 7-1 win over TCU Friday night. Bryan Reynolds drove in two runs with three hits in Walker Buehler's win. The Commodores advanced at the CWS thanks to Zander Wiel's solo homer in a 1-0 win over TCU Tuesday night. Philip Pfeifer picked up the win with seven scoreless innings. Vanderbilt rallied for three runs in the ninth to stun Cal State Fullerton 4-3 in a suspended game Monday afternoon. Jeren Kendall's walk-off, two-run homer is the first walk-off homer in TD Ameritrade Park history. The Commodores advanced to the College World Series with a 4-2 win at Illinois on Monday. Dansby Swanson hit his team-best 15th homer and Philip Pfeifer turned in 6.2 solid innings in the win. Vanderbilt claimed the Super Regional opener 13-0 at Illinois Saturday night. The Commodores scored early and often in a 21-0 NCAA Regional clinching win over Radford. Zander Wiel drove in a career-best six runs with four hits, including his 13th homer. Dansby Swanson hit a two run homer in the ninth inning to help beat Indiana 6-4 on Saturday night in the NCAA Regional. Vanderbilt opened the NCAA Tournament with a 9-1 win over Lipscomb. Vanderbilt won the SEC East division and finished second overall in the league going 20-10.

YEAR IN REVIEW



MISSISSIPPI STATE • MISSOURI • SOUTH CAROLINA • TENNESSEE • TEXAS A&M • VANDERBILT

2015 ANNUAL BASEBALL HONORS

Arkansas' Andrew Benintendi was named the 2015 SEC Player of the Year, Vanderbilt's Carson Fulmer is the SEC Pitcher of the Year, LSU's Alex Lange is the SEC Freshman of the Year, LSU's Paul Mainieri is the SEC Coach of the Year and Mississippi State's Seth Heck is the SEC Scholar-Athlete of the Year.

Benintendi leads the SEC in batting average both overall (.415) and in conference games only (.443). He currently ranks sixth nationally in batting average, and is the conference leader and ranks fourth nationally in home runs this season (17). Benintendi is the national leader in slugging percentage with a .771 clip and is in the top-five in the nation in on-base percentage at .511. He was the only SEC player to hit better than .400 in conference play. Benintendi has reached safely in 26 consecutive games, including 41 of his last 59 plate appearances. He has hit safely in 24 of the last 26 games, including a career-long 10 straight games. He did not strikeout over his final 46 plate appearances of the regular season. Benintendi is the first Arkansas player to be named SEC Player of the Year.

Fulmer became the third Vanderbilt player all-time to earn SEC Pitcher of the Year honors, joining David Price and Grayson Garvin. He wrapped up the SEC pitching triple crown on Thursday night to lead the league in wins (11), ERA (1.51) and strikeouts (132). Fulmer has moved into a tie with Sonny Gray for the third-most strikeouts in a single season by a Commodore with 132 punch outs this season. He is the first pitcher to win the SEC triple crown since Tennessee's Luke Hochevar in 2005. He finishes the regular season as the only pitcher in the league with an ERA under 2.00 and the only pitcher with more than 100 strikeouts.

Lange is the fifth LSU player since 2000 to earn SEC Freshman of the Year accolades. He ranks second in the SEC in ERA overall (2.11) and third in conference games only (2.33). Lange is one of only three pitchers in the SEC to strike out 90 or more batters, and is one of only two SEC pitchers to earn 10 or more wins on the year.

Mainieri was named the SEC Coach of the Year for the second time in his career after leading LSU to their league-best SEC regular-season championship. It was the third title during Mainieri's nine-season tenure. LSU also won the SEC Western Division title for the 18th time in school history and for the fifth time under Mainieri. The Tigers finished the regular season with 46 wins, the third-highest regular-season total in school history.

Heck has earned a 4.0 GPA every semester he has been at Mississippi State, including spring 2015. He graduated May 9 with a degree in business administration and was Mississippi State's male nominee for the H. Boyd McWhorter Scholar-Athlete Post-Graduate Scholarship, given to the league's top scholar-athlete. Heck was named to the 2015 Capital One Academic All-District first team for District 6, making him a candidate for 2015 Academic All-America honors. The 2014 SEC Scholar-Athlete of the Year, Heck has been a member of the SEC Academic Honor Roll every year he had been on campus.

For all of the latest information on SEC Baseball, please click to SECSports.com or follow @SEC_Seal on Twitter.

SEC PLAYER OF THE YEAR — Andrew Benintendi, Arkansas

SEC PITCHER OF THE YEAR — Carson Fulmer, Vanderbilt

SEC FRESHMAN OF THE YEAR — Alex Lange, LSU

SEC SCHOLAR-ATHLETE OF THE YEAR — Paul Mainieri, LSU

SEC COACH OF THE YEAR — Seth Heck, Mississippi State

FIRST TEAM

C: Kade Scivicque, LSU
1B: Kyle Martin, South Carolina
2B: JaVon Shelby, Kentucky
3B: Conner Hale, LSU
SS: Alex Bregman, LSU
OF: Andrew Benintendi, Arkansas
OF: Andrew Stevenson, LSU
OF: Christin Stewart, Tennessee
DH/UT: Mitchell Nau, Texas A&M
SP: Carson Fulmer, Vanderbilt
SP: Alex Lange, LSU
RP: Zach Jackson, Arkansas

SECOND TEAM

C: Mike Rivera, Florida
1B: Chris Chineas, LSU
2B: Max Schrock, South Carolina
3B: Josh Tobias, Florida
SS: Dansby Swanson, Vanderbilt
OF: Kyle Barrett, Kentucky
OF: Nick Banks, Texas A&M
OF: Logan Taylor, Texas A&M
DH/UT: JJ Schwarz, Florida
SP: Grayson Long, Texas A&M
SP: Cole Lipscomb, Auburn
*RP: Breckin Williams, Missouri
*RP: Wyatt Short, Ole Miss

ALL FRESHMAN TEAM

C: Mike Rivera, Florida
1B: Evan White, Kentucky
2B: Dalton Guthrie, Florida
3B: Will Toffey, Vanderbilt
SS: Ryan Gridley, Mississippi State
OF: Keegan McGovern, Georgia
OF: Trey Harris, Missouri
OF: Jeren Kendall, Vanderbilt
DH/UT: JJ Schwarz, Florida
SP: Alex Lange, LSU
SP: Tanner Houck, Missouri
SP: Keaton McKinney, Arkansas
RP: Kyle Wright, Vanderbilt

ALL DEFENSIVE TEAM

C: Kade Scivicque, LSU
1B: Evan White, Kentucky
2B: Kyle Overstreet, Alabama
3B: Bobby Wernes, Arkansas
SS: Alex Bregman, LSU
OF: Andrew Stevenson, LSU
OF: Mark Laird, LSU
OF: Buddy Reed, Florida
P: Carson Fulmer, Vanderbilt

* Denotes a tie in voting. Ties are not broken.



YEAR IN REVIEW

ALABAMA • ARKANSAS • AUBURN • FLORIDA • GEORGIA • KENTUCKY • LSU • OLE MISS

2015 SEC POST-SEASON AWARDS

BASEBALL AMERICA NATIONAL PLAYER OF THE YEAR

Andrew Benintendi, Arkansas

BASEBALL AMERICA ALL-AMERICA

First Team

Andrew Benintendi, Arkansas OF
Alex Bregman, LSU DH
Carson Fulmer, Vanderbilt P
Alex Lange, LSU P
Kyle Martin, South Carolina 1B
Dansby Swanson, Vanderbilt SS

BASEBALL AMERICA FRESHMAN OF THE YEAR ALL-AMERICA

First Team

Jeren Kendall, Vanderbilt OF
Alex Lange, LSU P
JJ Schwarz, Florida C
Kyle Wright, Vanderbilt P

COLLEGIATE BASEBALL NATIONAL PLAYER OF THE YEAR

Andrew Benintendi, Arkansas

COLLEGIATE BASEBALL ALL-AMERICA

First Team

Andrew Benintendi, Arkansas OF
Carson Fulmer, Vanderbilt P

COLLEGIATE BASEBALL FRESHMAN ALL-AMERICA

First Team

Dalton Guthrie, Florida 2B
Tanner Houck, Missouri P
Jeren Kendall, Vanderbilt OF
Alex Lange, LSU P
Keaton McKinney, Arkansas P
Mike Rivera, Florida C
JJ Schwarz, Florida DH
Jesse Stallings, LSU P
Will Toffey, Vanderbilt 3B
Kyle Wright, Vanderbilt P

D1BASEBALL NATIONAL PLAYER OF THE YEAR

Dansby Swanson, Vanderbilt

DICK HOWSER TROPHY

Andrew Benintendi, Arkansas

NCBWA NATIONAL COACH OF THE YEAR

Paul Mainieri, LSU

NCBWA NATIONAL FRESHMAN PLAYERS OF THE YEAR

Alex Lange, LSU P
JJ Schwarz, Florida C/DH

NCBWA FRESHMAN ALL-AMERICA

Alex Lange, LSU P
JJ Schwarz, Florida DH

USA BASEBALL GOLDEN SPIKES AWARD

Andrew Benintendi, Arkansas

ABCA/RAWLINGS ALL-AMERICA

First Team

Andrew Benintendi, Arkansas OF
Carson Fulmer, Vanderbilt P
Dansby Swanson, Vanderbilt SS

RAWLINGS GOLD GLOVE

Alex Bregman, LSU SS
Andrew Stevenson, LSU OF

PERFECT GAME NATIONAL PLAYER OF THE YEAR

Dansby Swanson, Vanderbilt

PERFECT GAME NATIONAL PITCHER OF THE YEAR

Carson Fulmer, Vanderbilt

PERFECT GAME ALL-AMERICA

First Team

Andrew Benintendi, Arkansas OF
Carson Fulmer, Vanderbilt P
Alex Lange, LSU P
Dansby Swanson, Vanderbilt SS

2015 CWS ALL-TOURNAMENT TEAM

C: Kade Scivicque, LSU
1B: Zander Wiel, Vanderbilt
2B: Ernie Clement, Virginia
3B: Kenny Towns, Virginia
SS: Daniel Pinero, Virginia
OF: Bryan Reynolds, Vanderbilt
OF: Harrison Bader, Florida
OF: Jacob Heyward, Miami
DH: Connor Wanhnen, TCU
P: Josh Sborz, Virginia
P: Brandon Waddell, Virginia
Most Outstanding Player: Josh Sborz, Virginia

SECSPORTS.COM

THROUGH
THE YEARS



BASEBALL



THROUGH THE YEARS

ALABAMA • ARKANSAS • AUBURN • FLORIDA • GEORGIA • KENTUCKY • LSU • OLE MISS

SEC NATIONAL CHAMPIONS

1990 - Georgia	2000 - LSU
1991 - LSU	2009 - LSU
1993 - LSU	2010 - South Carolina
1996 - LSU	2011 - South Carolina
1997 - LSU	2014 - Vanderbilt

SEC CHAMPIONSHIPS

LSU 16	('39-43-46-61-75-86-90-91-92-93-96-97-03-09-12-15)
Alabama 13	('34-35-36-38-40-41-42-47-50-55-68-83-96)
Florida 13	('52-56-62-81-82-84-88-96-98-05-10-11-14)
Mississippi State . . . 10	('48-49-65-66-70-71-79-85-87-89)
Ole Miss 7	('59-60-64-69-72-77-09)
Auburn 6	('37-58-63-67-76-78)
Georgia 6	('33-54-55-01-04-08)
Vanderbilt 6	('73-74-80-07-11-13)
South Carolina 3	('00-02-11)
Tennessee 3	('51-94-95)
Arkansas 2	('99-04)
Kentucky 1	('06)
*Georgia Tech 1	('57)

SEC DIVISION CHAMPIONSHIPS (since 1959)

Florida 22	('60-62-68-69-77-78-79-80-81-82-83-84-85-92-96-97-98-05-09-10-11-14)
LSU 18	('61-75-85-92-93-94-96-97-98-00-01-03-05-08-09-12-13-15)
Ole Miss 12	('59-60-63-64-67-69-72-77-82-05-09-14)
Auburn 11	('61-63-64-65-67-76-78-80-89-95-10)
Mississippi State . . . 9	('62-65-66-70-71-79-81-83-84)
Vanderbilt 8	('71-72-73-74-07-11-13-15)
Alabama 6	('68-73-74-96-02-06)
Tennessee 6	('66-70-93-94-95-97)
South Carolina 6	('99-00-02-03-11-12)
Georgia 4	('75-01-04-08)
Arkansas 3	('99-04-07)
Kentucky 2	('76-'06)
*Georgia Tech 1	('59)

*Former Member of the SEC



Georgia revels over its 1990 NCAA Baseball Championship, following a 2-1 victory over Oklahoma State in the College World Series final. The win gave the SEC its first national championship in baseball.

SEC CHAMPIONS

Year	Champion	SEC	Overall	Coach
1933	Georgia	8-1	12-3-1	Bill White
1934	Alabama	13-3	13-5	J.B. Whitworth
1935	Alabama	8-2	10-2	Tilden Campbell
1936	Alabama	7-3-1	10-3-1	Tilden Campbell
1937	Auburn	8-1	-	Dell Morgan
1938	Alabama	10-1	14-1	Tilden Campbell
1939	LSU	10-2	22-6	Harry Rabenhorst
1940	Alabama	12-1	14-2	Tilden Campbell
1941	Alabama	13-2	18-2-1	Tilden Campbell
1942	Alabama	9-1	10-2	Tilden Campbell
1943	LSU	11-3	13-8	"Red" Swanson
1944	No season			
1945	No season			
1946	LSU	10-5	11-3	Harry Rabenhorst
1947	Alabama	11-3	18-7	Tilden Campbell
1948	Mississippi State	12-5	17-8	R.P. Patty
1949	Mississippi State	13-3	19-6	R.P. Patty
1950	Alabama	12-4	21-12	Tilden Campbell
1951	Tennessee	16-1	20-3	S.W. Anderson
1952	Florida	12-2	12-14-2	Dave Fuller
1953	Georgia	12-3	23-7	Jim Whatley
1954	Georgia	11-4	16-9	Jim Whatley
1955	Alabama	16-2	23-6	Tilden Campbell
1956	Florida	13-3	20-4	Dave Fuller
1957	*Georgia Tech	13-3	-	Joe Pittard
1958	Auburn	12-3	17-8	Joe Connally
1959	Ole Miss	10-3	16-5	Tom Swayze
1960	Ole Miss	12-2	22-3	Tom Swayze
1961	LSU	11-4	20-5	Ray Didier
1962	Florida	14-3	23-9-1	Dave Fuller
1963	Auburn	15-3	17-8	Paul Nix
1964	Ole Miss	11-1	19-4	Tom Swayze
1965	Mississippi State	11-4	13-7	Paul Gregory
1966	Mississippi State	11-4	17-9	Paul Gregory
1967	Auburn	15-2	27-7	Paul Nix
1968	Alabama	10-8	22-11	Joe Sewell
1969	Ole Miss	11-5	27-15	Tom Swayze
1970	Mississippi State	11-4	32-8	Paul Gregory
1971	Mississippi State	13-5	32-12	Paul Gregory
1972	Ole Miss	15-3	28-16	Jake Gibbs
1973	Vanderbilt	11-5	36-16	Larry Schmittou
1974	Vanderbilt	11-4	37-22-1	Larry Schmittou
1975	LSU	19-3	40-16	Jim Smith
1976	Auburn	12-7	37-15	Paul Nix
1977	Ole Miss	15-9	40-18	Jake Gibbs
1978	Auburn	15-8	33-21	Paul Nix
1979	Mississippi State	17-2	48-12	Ron Polk
1980	Vanderbilt	13-9	34-21-1	Roy Mewbourne
1981	Florida	16-7	42-17	Jay Bergman
1982	Florida	14-8	34-25	Jack Rhine
1983	Alabama	14-7	46-11	Barry Schollenberger
1984	Florida	18-4	43-16	Joe Arnold
1985	Mississippi State	16-8	50-15	Ron Polk
1986	LSU	22-5	49-9	Skip Bertman
1987	Mississippi State	13-13	39-22	Ron Polk
1988	Florida	21-6	39-15-1	Joe Arnold
1989	Mississippi State	20-5	54-14	Ron Polk
1990	LSU	20-7	54-19	Skip Bertman
1991	LSU	19-7	55-18	Skip Bertman
1992	LSU	18-6	50-16	Skip Bertman
1993	LSU	18-8-1	53-17-1	Skip Bertman
1994	Tennessee	24-5	52-14	Rod Delmonico
1995	Tennessee	22-8	54-16	Rod Delmonico
1996	Alabama	20-10	50-19	Jim Wells
	Florida	20-10	50-18	Andy Lopez
	LSU	20-10	52-15	Skip Bertman
	LSU	22-7	57-13	Skip Bertman
1997	Florida	21-8	46-18	Andy Lopez
1998	Arkansas	22-8	42-23	Norm DeBriyn
1999	South Carolina	25-5	56-10	Ron Tanner
2000	Georgia	20-10	36-10	Ron Polk
2001	South Carolina	21-8	57-18	Ron Tanner
2002	LSU	20-9-1	45-22-1	Smoke Laval
2003	Arkansas	19-11	45-24	Dave Van Horn
	Georgia	19-11	45-23	David Perno
2004	Florida	20-10	48-23	Pat McMahon
2005	Alabama	20-10	44-21	Jim Wells
2006	Kentucky	20-10	44-17	John Cohen
	Vanderbilt	22-8	54-13	Tim Corbin
2007	Georgia	20-9-1	45-25-1	David Perno
2008	LSU	20-10	56-17	Paul Mainieri
	Ole Miss	20-10	44-20	Mike Bianco
2010	Florida	22-8	47-7	Kevin O'Sullivan
2011	Florida	22-8	53-19	Kevin O'Sullivan
	South Carolina	22-8	55-14	Ray Tanner
	Vanderbilt	22-8	54-12	Tim Corbin
2012	LSU	19-11	49-20	Paul Mainieri
2013	Vanderbilt	26-3	54-12	Tim Corbin
2014	Florida	21-9	40-23	Kevin O'Sullivan
2015	LSU	21-8	54-12	Paul Mainieri

THROUGH THE YEARS

MISSISSIPPI STATE • MISSOURI • SOUTH CAROLINA • TENNESSEE • TEXAS A&M • VANDERBILT



ALL-TIME SEC STANDINGS

Team	Years	Games	Won	Lost	Tied	Pct.
Florida	79	1591	957	633	2	.602
South Carolina	24	691	390	300	1	.565
LSU	81	1672	924	745	6	.554
Alabama	81	1705	941	761	3	.553
Mississippi State	81	1662	884	777	1	.532
Auburn	81	1643	862	781	3	.526
Arkansas	24	677	352	323	0	.520
Texas A&M	3	87	45	42	0	.517
Ole Miss	81	1624	783	838	2	.483
Georgia	81	1641	762	876	3	.465
Tennessee	73	1532	709	827	1	.463
Kentucky	76	1588	675	907	8	.428
Vanderbilt	69	1494	618	875	9	.417
Missouri	3	90	31	59	0	.344

ALL-TIME RECORDS

Team	Years	Games	Won	Lost	Tied	Pct.
Texas A&M	114	4026	2574	1452	42	.645
Mississippi State	125	4037	2520	1489	28	.628
South Carolina	124	3994	2487	1490	17	.625
Alabama	122	4097	2532	1542	23	.621
LSU	120	3981	2443	1514	24	.617
Arkansas	93	3401	2080	1315	6	.612
Florida	101	3942	2398	1520	24	.611
Auburn	81	3261	1948	1307	6	.598
Missouri	125	3757	2228	1509	20	.596
Ole Miss	115	3591	2057	1514	20	.576
Vanderbilt	117	3898	2183	1683	32	.564
Georgia	128	3869	2169	1676	24	.564
Tennessee	106	3475	1941	1520	14	.561
Kentucky	104	3390	1842	1526	25	.547

ALL-TIME SEC TOURNAMENT STANDINGS

Team	App.	W-L	Pct.	Tourney Titles
LSU	30	74-39	.655	11
Vanderbilt	20	50-37	.575	2
Miss. State	30	62-48	.564	7
Alabama	27	47-42	.528	7
Tennessee	14	25-22	.532	3
Florida	36	62-59	.512	4
Ole Miss	20	30-36	.455	5
Arkansas	21	28-37	.431	0
Auburn	24	31-44	.413	0
Georgia	21	28-41	.406	0
Kentucky	18	21-32	.396	0
Texas A&M	3	4-4	.500	0
South Carolina	23	25-42	.373	1
Missouri	2	1-3	.250	0

SEC CHAMPIONSHIP FORMATS

- 1933-1947** SEC Champion based on conference winning percentage.
- 1948-1950** SEC divided into two divisions (Eastern and Western) but composite standings still kept. Division leaders meet in best-of-five-game championship series for SEC Championship.
- 1951-1952** Championship series discontinued; SEC Champion based on conference winning percentage.
- 1953-1976** Division leaders meet in best-of-three-game championship series for SEC Championship.
- 1977-1985** Top two teams from each division meet in a double-elimination tournament at alternating site of division champion for SEC Championship.
- 1986** League abolishes divisions; Round-robin play begins; Top four teams meet in a double-elimination tournament for SEC Championship.
- 1987** Tournament field increases to top six regular-season finishers for SEC Championship.
- 1988-1991** Team finishing with highest conference winning percentage over 27-game round-robin schedule is SEC Champion; Tournament is played to award NCAA automatic bid.
- 1992** SEC Champion is team finishing the 24-game conference schedule with the highest winning percentage; League recognizes team finishing with highest overall winning percentage as Eastern and Western Division Champions in their respective divisions.
- 1993-1995** SEC Tournament games count toward all SEC Championships; SEC Champion is team with highest overall conference winning percentage; Eastern and Western Division Champions are teams in each division with the highest overall conference winning percentage; NCAA automatic bid is awarded to the team which wins its divisional tournament and has the highest overall conference winning percentage.
- 1996-1997** SEC Champion is the team with the highest conference winning percentage based on 30-game regular season schedule; Neutral site, eight-team conference tournament; Tournament field consists of top three teams (based on conference winning percentage) from Eastern and Western Divisions and two at-large teams chosen based on their conference winning percentage. NCAA automatic bid is awarded to tournament winner.
- 1998** SEC Champion is the team with the highest conference winning percentage on 30-game regular season schedule; Neutral site, eight-team double elimination conference tournament; Tournament field consists of top three teams (based on conference winning percentage) from Eastern and Western Divisions and two at-large teams chosen based on their conference winning percentage. Divisional winners guaranteed top two seeds. NCAA automatic bid is awarded to tournament winner.
- 1999-2011** Format remains the same as 1998 except tournament field consists of top two teams from each division and four at-large teams chosen based on their conference winning percentage.
- 2012** SEC Champion is the team with the highest conference winning percentage on 30-game regular season schedule; Neutral site, 10-team conference tournament; Games played from Tuesday thru Friday are double elimination with single elimination starting on Saturday; Tournament field consists of top team (based on conference winning percentage) from Eastern and Western Divisions and eight at-large teams chosen based on their conference winning percentage.
- 2013-Present** SEC Champion is the team with the highest conference winning percentage on 30-game regular season schedule; Neutral site, 12-team conference tournament; Tournament field consists of top team (based on conference winning percentage) from Eastern and Western Divisions and 10 at-large teams chosen based on their conference winning percentage; Two divisional champions and top four seeds guaranteed opening-round byes; Seeds 5-12 meet in single-elimination format on opening day of the tournament, followed by traditional double-elimination play Wednesday-Friday; Tournament returns to single elimination play on Saturday.



THROUGH THE YEARS

ALABAMA • ARKANSAS • AUBURN • FLORIDA • GEORGIA • KENTUCKY • LSU • OLE MISS

ANNUAL SEC STANDINGS

Conference Games Only

1933

School	W-L	Pct.
Georgia	8-1	.889
Miss. State	5-3	.625
Auburn	5-4	.556
Alabama	5-5	.500
Florida	4-4	.500
Georgia Tech	4-10	.286
LSU	0-4	.000
Kentucky	0-0	.000
Ole Miss.	0-0	.000
Tennessee	0-0	.000
Tulane	0-0	.000
Vanderbilt	0-0	.000

1934

School	W-L	Pct.
Alabama	13-3	.813
Miss. State	8-4	.667
Georgia	7-4	.636
Georgia Tech	7-7	.500
Florida	4-5	.444
Auburn	4-6	.400
LSU	3-6	.333
Kentucky	0-2	.000
Vanderbilt	0-2	.000
Ole Miss.	0-9	.000
Tennessee	0-0	.000
Tulane	0-0	.000

1935

School	W-L	Pct.
Alabama	8-2	.800
Miss. State	8-3	.727
Auburn	6-5	.545
Florida	4-4	.500
Georgia	4-4	.500
Georgia Tech	4-6	.400
LSU	4-6	.400
Ole Miss.	0-10	.000
Kentucky	0-0	.000
Tennessee	0-0	.000
Tulane	0-0	.000
Vanderbilt	0-0	.000

1936

School	W-L	Pct.
Alabama	7-3-1	.682
LSU	7-4	.636
Miss. State	6-4	.600
Auburn	5-5	.500
Florida	4-4	.500
Georgia	3-5	.375
Ole Miss.	1-8	.111
Georgia Tech	0-0	.000
Kentucky	0-0	.000
Tennessee	0-0	.000
Tulane	0-0	.000
Vanderbilt	0-0	.000

1937

School	W-L	Pct.
Auburn	8-1	.889
Alabama	8-2	.800
Miss. State	8-3	.727
Ole Miss.	4-4	.500
Florida	3-3	.500
Georgia Tech	4-7	.364
LSU	5-10	.333
Georgia	2-8	.250
Tulane	0-4	.000
Kentucky	0-0	.000
Tennessee	0-0	.000
Vanderbilt	0-0	.000

1938

School	W-L	Pct.
Alabama	10-1	.909
Florida	4-2	.667
Georgia	5-3	.625
Ole Miss.	5-5	.500
Tulane	1-1	.500
Auburn	5-7	.417
Georgia Tech	5-8	.385
Vanderbilt	1-2	.333
LSU	3-6	.333
Miss. State	3-7	.300
Tennessee	0-0	.000
Kentucky	0-0	.000

1939

School	W-L	Pct.
LSU	10-2	.833
Auburn	10-4	.714
Florida	4-2	.667
Ole Miss.	7-5	.583
Vanderbilt	4-3	.571
Georgia	5-4	.556
Kentucky	3-3	.500
Tennessee	1-1	.500
Alabama	4-8	.333
Georgia Tech	3-9	.250
Miss. State	3-10	.231
Tulane	0-3	.000

1940

School	W-L	Pct.
Alabama	12-1	.923
Georgia	9-1	.900
LSU	10-4	.714
Vanderbilt	5-2	.714
Auburn	4-5	.444
Kentucky	3-5	.375
Miss. State	4-7	.364
Georgia Tech	5-10	.333
Florida	3-6	.333
Tennessee	2-4	.333
Tulane	1-3	.250
Ole Miss.	1-11	.083

1941

School	W-L	Pct.
Alabama	13-2	.867
Georgia	8-2	.800
Ole Miss.	7-4	.636
Georgia Tech	10-8	.555
Auburn	5-5	.500
Tennessee	3-3	.500
Miss. State	7-8	.467
Vanderbilt	3-5	.375
LSU	5-9	.357
Tulane	2-6	.250
Florida	2-6	.250
Kentucky	3-10	.230

1942

School	W-L	Pct.
Alabama	9-1	.900
Georgia	6-2	.750
Georgia Tech	7-7	.500
LSU	6-6	.500
Auburn	4-4	.500
Miss. State	6-7	.461
Vanderbilt	4-5	.444
Ole Miss.	4-7	.363
Kentucky	2-4	.333
Tennessee	1-2	.333
Tulane	2-6	.250
Florida	0-0	.000

1943

School	W-L	Pct.
LSU	11-3	.785
Vanderbilt	6-2	.750
Auburn	3-1	.750
Alabama	9-4	.692
Tulane	5-3	.625
Georgia Tech	2-5	.286
Miss. State	3-9	.250
Georgia	1-3	.250
Kentucky	1-3	.250
Ole Miss.	2-10	.200
Florida	0-0	.000
Tennessee	0-0	.000

No teams in 1944 and 1945 (World War II)

1946

School	W-L	Pct.
LSU	11-3	.786
Alabama	10-5	.667
Georgia	8-4	.667
Auburn	5-3	.625
Ole Miss.	3-3	.500
Miss. State	2-9	.182
Florida	1-7	.125
Tulane	0-6	.000
Georgia Tech	0-0	.000
Kentucky	0-0	.000
Tennessee	0-0	.000
Vanderbilt	0-0	.000

THROUGH THE YEARS

MISSISSIPPI STATE • MISSOURI • SOUTH CAROLINA • TENNESSEE • TEXAS A&M • VANDERBILT



ANNUAL SEC STANDINGS

1947

School	W-L	Pct.
Alabama	11-3	.786
Auburn	11-5	.688
Tennessee	5-3	.625
Tulane	3-2	.600
Georgia Tech	6-6	.500
Ole Miss.	4-4	.500
Kentucky	4-4	.500
Miss. State	7-8	.467
Vanderbilt	5-7	.417
LSU	4-7	.364
Georgia	4-11	.267
Florida	2-6	.250

In 1948 the conference was divided into two divisions, East and West, with the leader in each to qualify for the five-game playoffs.

1948

School	W-L	Pct.
Tulane	7-1	.875
Auburn	14-5	.737
*Miss. State	12-5	.706
Alabama	11-5	.688
Georgia Tech	11-7	.611
Kentucky	9-7	.563
Georgia	9-8	.529
Vanderbilt	7-8	.429
LSU	4-10	.286
Florida	3-9	.250
Ole Miss.	4-13	.235
Tennessee	3-16	.158

*Tulane did not play sufficient games to qualify for playoffs. Miss. State beat Auburn in the playoff, 3 games to none.

1949

School	W-L	Pct.
*Miss State	13-3	.813
Alabama	14-4	.778
Kentucky	11-5	.688
Georgia	11-7	.611
Tulane	5-5	.500
Georgia Tech	9-11	.450
Florida	5-7	.417
Auburn	6-10	.375
LSU	5-9	.357
Tennessee	5-9	.357
Vanderbilt	4-8	.333
Ole Miss.	2-12	.143

*Miss. State beat Kentucky in playoffs, 3 games to one.

1950

School	W-L	Pct.
Kentucky	11-2	.846
*Alabama	12-4	.750
Miss. State	9-5	.643
Georgia	10-6	.625
Florida	5-3	.625
Ole Miss.	5-5	.500
Tennessee	7-9	.437
Georgia Tech	7-11	.389
Auburn	7-12	.368
Vanderbilt	4-13	.235
LSU	2-7	.222
Tulane	1-4	.200

*Alabama beat Kentucky in the playoffs, 3 games to one.

1951

School	W-L	Pct.
Tennessee	16-1	.941
Alabama	13-4-1	.750
Ole Miss.	10-4	.714
Florida	9-7	.563
LSU	6-6	.500
Auburn	8-8	.500
Tulane	7-9	.438
Miss. State	6-9	.400
Georgia Tech	8-12	.400
Kentucky	5-9-1	.357
Georgia	6-11	.353
Vanderbilt	0-13-1	.000

*Playoffs discontinued. Championship based on percentage.

1952

School	W-L	Pct.
Florida	12-2	.857
Tulane	11-4	.733
Alabama	12-7	.632
Tennessee	11-7	.611
Auburn	10-8	.556
Kentucky	6-6	.500
LSU	7-9	.438
Georgia Tech	8-11	.421
Miss. State	6-9	.400
Georgia	6-9	.400
Ole Miss.	6-10	.375
Vanderbilt	0-14	.000

*No playoff. Eastern winner conceded title to Florida.

1953

School	W-L	Pct.
Miss. State	12-3	.800
*Georgia	12-4	.750
Florida	11-5	.706
Tulane	8-7	.532
Alabama	9-8	.529
Ole Miss.	8-9	.471
LSU	7-8	.467
Tennessee	6-7	.462
Georgia Tech	7-10	.413
Kentucky	5-9	.357
Auburn	6-12	.333
Vanderbilt	3-11	.214

*Georgia beat Miss. State two games to none in playoffs.

1954

School	W-L	Pct.
*Georgia	11-4	.733
Ole Miss.	6-3	.667
Tulane	10-6	.625
Auburn	8-5	.615
Florida	9-7	.563
Alabama	8-7	.533
Vanderbilt	8-7	.533
Miss. State	7-7	.500
Georgia Tech	6-10	.375
LSU	5-10	.333
Kentucky	4-10	.286
Tennessee	4-10	.286

*Georgia beat Ole Miss two games to one in playoffs.

1955

School	W-L	Pct.
*Alabama	16-2	.888
Ole Miss.	10-3	.769
Georgia	12-4	.750
Vanderbilt	10-4	.714
Georgia Tech	10-6	.625
Tennessee	8-6	.571
Florida	7-9	.438
Miss. State	7-9	.438
Auburn	5-11	.313
LSU	4-11	.267
Tulane	3-11	.214
Kentucky	0-12	.000

*Alabama beat Georgia two games to none in playoffs.

1956

School	W-L	Pct.
Florida	13-3	.813
Ole Miss.	13-3	.813
Alabama	15-5	.750
Georgia	10-5	.667
Auburn	9-7	.563
Tennessee	7-8	.467
LSU	7-9	.438
Tulane	7-9	.438
Miss. State	6-9	.400
Georgia Tech	4-9	.308
Vanderbilt	3-12	.200
Kentucky	1-12	.077

*Florida beat Ole Miss two games to none in playoffs.

1957

School	W-L	Pct.
*Georgia Tech	13-3	.813
Auburn	11-4	.733
Alabama	13-5	.722
Georgia	10-5	.667
Miss. State	10-5	.667
Ole Miss.	9-6	.600
Florida	7-9	.438
Tulane	6-8	.429
LSU	6-8	.429
Tennessee	4-12	.250
Vanderbilt	3-13	.188
Kentucky	2-14	.125

*Georgia Tech beat Alabama two games to one in playoffs.

1958

School	W-L	Pct.
*Auburn	12-3	.800
Florida	11-3	.786
Alabama	11-5	.688
LSU	9-6	.600
Miss. State	8-6	.572
Georgia	10-8	.556
Kentucky	5-4	.556
Ole Miss.	7-6	.538
Georgia Tech	5-12	.294
Vanderbilt	2-6	.250
Tulane	2-14	.125
Tennessee	1-10	.091

*Auburn defeated Alabama two games to none in playoffs.



THROUGH THE YEARS

ALABAMA • ARKANSAS • AUBURN • FLORIDA • GEORGIA • KENTUCKY • LSU • OLE MISS

ANNUAL SEC STANDINGS

1959

Eastern Division				
School	W-L	Pct.	W-L	Pct.
Georgia Tech	11-4	.733	15-4	.789
Florida	8-4	.667	13-8	.619
Auburn	8-4	.667	15-11	.577
Kentucky	9-5	.643	18-8	.692
Georgia	8-12	.400	11-18	.379
Tennessee	4-8	.333	9-9	.500
Vanderbilt	2-13	.133	5-15	.250

Western Division				
School	W-L	Pct.	W-L	Pct.
*Ole Miss	10-3	.769	16-5	.762
Alabama	8-5	.615	8-7	.533
LSU	7-9	.438	16-17	.485
Tulane	5-8	.385	6-9	.400
Miss. State	5-10	.333	12-13	.480

*Ole Miss defeated Georgia Tech two games to one in championship playoff.

1964

Eastern Division				
School	W-L	Pct.	W-L	Pct.
*Auburn	12-3	.800	20-5	.800
Florida	13-5	.722	23-11	.676
Kentucky	10-5	.667	16-7	.696
Tennessee	8-9	.471	17-14	.548
Georgia	5-9	.357	9-11	.450
Vanderbilt	4-12	.250	7-14	.333
Georgia Tech	3-10	.231	7-15	.318

Western Division				
School	W-L	Pct.	W-L	Pct.
*Ole Miss	11-1	.917	19-4	.826
Miss. State	7-7	.500	17-12	.586
Alabama	6-8	.429	10-10	.500
LSU	5-7	.417	11-11	.500
Tulane	4-10	.286	12-13	.480

*Ole Miss defeated Auburn two games to one in championship playoff.

1960

Eastern Division		
School	W-L	Pct.
Florida	12-6	.667
Auburn	10-6	.625
Georgia Tech	9-7	.563
Kentucky	9-7	.563
Vanderbilt	5-8	.385
Georgia	6-10	.375
Tennessee	5-12	.364

Western Division		
School	W-L	Pct.
*Ole Miss	12-2	.857
Alabama	9-6	.600
Miss. State	8-8	.500
LSU	6-9	.400
Tulane	1-11	.071

*Ole Miss defeated Florida two games to none in championship playoff.

1965

Eastern Division				
School	W-L	Pct.	W-L	Pct.
Auburn	10-3	.769	13-7	.650
Florida	9-3	.750	20-13	.686
Tennessee	8-5	.615	14-10	.583
Kentucky	7-7	.500	12-10	.545
Georgia	4-10	.286	12-13	.480
Vanderbilt	1-11	.083	5-12	.294

Western Division				
School	W-L	Pct.	W-L	Pct.
*Miss. State	11-4	.733	13-7	.650
Tulane	9-6	.600	13-10	.565
Ole Miss	8-7	.533	10-12	.455
Alabama	6-10	.375	12-12	.500
LSU	4-11	.267	6-13	.316

*Miss. State defeated Auburn two games to one in championship playoff.

1961

Eastern Division		
School	W-L	Pct.
Auburn	12-6	.667
Kentucky	10-6	.625
Florida	11-7	.611
Georgia	10-8	.556
Georgia Tech	6-11	.353
Tennessee	6-8	.429
Vanderbilt	2-9	.182

Western Division		
School	W-L	Pct.
*LSU	11-4	.733
Ole Miss	10-5	.667
Miss. State	7-6	.538
Alabama	6-9	.400
Tulane	2-12	.143

*LSU defeated Auburn two games to none in championship playoff.

1966

Eastern Division				
School	W-L	Pct.	W-L	Pct.
Tennessee	11-2	.846	22-9	.710
Florida	8-4	.667	23-12	.657
Georgia	7-6	.538	12-10	.545
Auburn	6-7	.462	13-9	.591
Kentucky	5-7	.417	8-10	.444
Vanderbilt	1-12	.077	3-15	.167

Western Division				
School	W-L	Pct.	W-L	Pct.
*Miss. State	11-4	.733	17-9	.654
Ole Miss	10-6	.625	18-14	.563
Alabama	6-6	.500	13-7	.650
Tulane	4-7	.364	17-7	.708
LSU	4-12	.250	9-14	.391

*Miss. State defeated Tennessee two games to none in championship playoff.

1962

Eastern Division		
School	W-L	Pct.
*Florida	14-3	.824
Auburn	11-5	.688
Kentucky	9-7	.563
Tennessee	9-7	.563
Georgia	7-7	.500
Georgia Tech	5-12	.294
Vanderbilt	0-16	.000

Western Division		
School	W-L	Pct.
Miss. State	14-1	.933
LSU	8-7	.533
Ole Miss	8-9	.471
Alabama	7-8-1	.469
Tulane	2-13	.133

*Florida defeated Miss. State two games to one in championship playoff.

1967

Eastern Division				
School	W-L	Pct.	W-L	Pct.
Auburn	15-2	.882	27-7	.794
Florida	14-3	.824	28-8	.778
Kentucky	8-9	.471	14-16	.467
Tennessee	8-9	.471	14-16	.467
Georgia	5-12	.294	8-19	.296
Vanderbilt	1-16	.059	5-19	.208

Western Division				
School	W-L	Pct.	W-L	Pct.
*Ole Miss	9-8	.529	15-14	.517
LSU	9-8	.529	17-13	.567
Miss. State	9-9	.500	17-14	.548
Alabama	9-9	.500	23-21	.523

*Ole Miss defeated LSU 6-2 in single-game playoff for Western championship.

Auburn defeated Ole Miss 2-1 and 9-6 for overall SEC championship.

1963

Eastern Division		
School	W-L	Pct.
*Auburn	15-3	.833
Florida	13-5	.722
Georgia	10-8	.556
Kentucky	8-10	.444
Tennessee	8-10	.444
Georgia Tech	4-13	.235
Vanderbilt	4-13	.235

Western Division		
School	W-L	Pct.
Ole Miss	11-4	.733
LSU	9-7	.563
Miss. State	9-7	.563
Alabama	7-8	.467
Tulane	4-12	.250

*Florida defeated Ole Miss. two games to one in championship playoff.

1968

Eastern Division				
School	W-L	Pct.	W-L	Pct.
Florida	14-2	.875	25-13	.658
Tennessee	8-5	.615	20-12	.625
Auburn	9-6	.600	21-11	.656
Georgia	6-8	.429	11-14	.440
Kentucky	6-9	.400	9-16	.360
Vanderbilt	2-15	.118	8-19	.296

Western Division				
School	W-L	Pct.	W-L	Pct.
*Alabama	10-8	.556	22-11	.667
LSU	10-8	.556	20-14	.588
Ole Miss	8-9	.471	20-12	.625
Miss. State	7-10	.412	16-17	.485

*Alabama defeated LSU 6-4 for Western Title, then beat Florida 3-4, 5-0, 3-0 for SEC.

THROUGH THE YEARS

MISSISSIPPI STATE • MISSOURI • SOUTH CAROLINA • TENNESSEE • TEXAS A&M • VANDERBILT



ANNUAL SEC STANDINGS

1969

Eastern Division				
School	W-L	Pct.	W-L	Pct.
Florida	13-4	.765	28-17	.636
Tennessee	9-5	.643	19-15	.559
Georgia	9-8	.529	15-12	.556
Kentucky	7-9	.438	15-19	.441
Auburn	7-10	.412	17-15	.531
Vanderbilt	3-12	.200	12-19	.525

Western Division				
School	W-L	Pct.	W-L	Pct.
*Ole Miss	11-5	.688	27-15	.643
Miss. State	11-7	.611	20-10	.667
Alabama	8-9	.471	24-15	.615
LSU	4-13	.235	11-24	.314

*Ole Miss defeated Florida 8-2 and 4-2 for overall SEC championship.

1970

Eastern Division				
School	W-L	Pct.	W-L	Pct.
Tennessee	12-3	.800	24-10	.706
Florida	11-5	.688	27-17	.634
Auburn	9-6	.667	17-16	.515
Georgia	7-9	.438	17-14	.548
Vanderbilt	5-10	.333	24-16	.600
Kentucky	2-12	.143	8-19	.296

Western Division				
School	W-L	Pct.	W-L	Pct.
*Miss. State	11-4	.733	32-8	.800
Ole Miss	11-6	.647	25-8	.758
LSU	5-11	.313	16-19	.457
Alabama	5-11	.313	10-21	.323

*Miss. State beat Tennessee two of three games (4-8, 4-3, 1-0) for SEC championship.

1971

Eastern Division				
School	W-L	Pct.	W-L	Pct.
Vanderbilt	11-5	.688	34-19	.642
Auburn	9-7	.563	23-16	.590
Georgia	8-8	.500	14-18	.438
Tennessee	7-7	.500	15-15-1	.500
Kentucky	7-8	.467	18-15	.545
Florida	5-12	.294	19-26	.422

Western Division				
School	W-L	Pct.	W-L	Pct.
*Miss. State	13-5	.722	32-12	.727
LSU	10-8	.556	20-16	.556
Ole Miss	7-11	.389	16-21	.432
Alabama	6-12	.333	18-24	.429

*Miss. State beat Vanderbilt two straight games (5-1 and 5-1) for SEC championship.

1972

Eastern Division				
School	W-L	Pct.	W-L	Pct.
Vanderbilt	13-3	.813	35-15-1	.695
Tennessee	7-6	.538	19-14	.576
Auburn	7-6	.538	18-17	.514
Florida	7-7	.500	23-21	.523
Kentucky	4-8	.333	16-10-1	.611
Georgia	4-12	.250	12-22	.353

Western Division				
School	W-L	Pct.	W-L	Pct.
*Ole Miss	15-3	.833	28-16	.636
Alabama	7-11	.389	21-14-1	.597
Miss. State	7-11	.389	24-16	.600
LSU	7-11	.389	21-21	.500

*Ole Miss beat Vanderbilt two straight games (5-3 and 5-4) for SEC championship.

1973

Eastern Division				
School	W-L	Pct.	W-L	Pct.
*Vanderbilt	11-5	.688	36-16	.692
Tennessee	9-7	.563	20-15	.571
Florida	9-7	.563	23-21	.523
Georgia	7-8	.467	13-16	.448
Auburn	7-9	.438	20-19	.513
Kentucky	4-11	.267	16-19-1	.458

Western Division				
School	W-L	Pct.	W-L	Pct.
Alabama	12-4	.750	21-14	.600
LSU	6-7	.462	18-13	.581
Ole Miss	5-8	.385	14-12-1	.537
Miss. State	5-9	.357	16-14-1	.532

*Vanderbilt beat Alabama two straight games (5-1 and 13-7) for SEC championship.

1974

Eastern Division				
School	W-L	Pct.	W-L	Pct.
*Vanderbilt	11-4	.733	37-22-1	.625
Auburn	11-6	.647	31-13	.705
Tennessee	10-7	.588	29-15	.659
Florida	7-9	.438	23-20-1	.534
Kentucky	6-9	.400	21-21	.500
Georgia	3-13	.188	10-18	.357

Western Division				
School	W-L	Pct.	W-L	Pct.
Alabama	10-5	.667	37-16	.698
Miss. State	8-9	.471	13-14	.481
Ole Miss	7-8	.467	18-15	.545
LSU	7-10	.412	18-17	.514

*Vanderbilt beat Alabama two straight games (12-8 and 2-1) for SEC championship.

1975

Eastern Division				
School	W-L	Pct.	W-L	Pct.
Georgia	11-4	.733	21-15-1	.581
Tennessee	10-7	.588	32-16	.667
Kentucky	7-8	.467	20-23	.465
Vanderbilt	7-9	.438	30-29-1	.508
Auburn	7-9	.438	22-20	.524
Florida	6-11	.353	23-25	.479

Western Division				
School	W-L	Pct.	W-L	Pct.
*LSU	19-3	.863	40-16	.714
Ole Miss	10-12	.455	25-19-1	.567
Alabama	9-13	.409	34-32	.515
Miss. State	6-16	.273	16-24	.320

*LSU beat Georgia two straight games (6-5 and 8-3) for SEC championship.

1976

Eastern Division				
School	W-L	Pct.	W-L	Pct.
*Kentucky	15-9	.625	28-18	.609
Tennessee	15-9	.625	33-17	.660
Vanderbilt	12-12	.500	27-23	.540
Florida	10-13	.435	21-27	.438
Georgia	7-16	.304	21-27	.438

*Kentucky beat Tennessee 8-5 for Eastern title.

Western Division				
School	W-L	Pct.	W-L	Pct.
**Auburn	12-7	.632	37-15	.712
Miss. State	11-12	.478	28-17	.622
LSU	11-12	.478	19-23	.452
Alabama	10-11	.476	25-18	.481
Ole Miss	11-13	.458	18-18-1	.500

**Auburn defeated Kentucky 2 of 3 games (6-7, 6-0 and 14-6) for SEC championship.

1977

Eastern Division				
School	W-L	Pct.	W-L	Pct.
*Florida	14-9	.609	39-19	.672
Vanderbilt	13-10	.565	25-25-1	.500
Tennessee	11-12	.478	24-24-1	.500
Kentucky	10-12	.455	22-20	.523
Georgia	9-14	.391	22-24	.478

Western Division				
School	W-L	Pct.	W-L	Pct.
*Ole Miss	15-9	.625	40-18	.690
Miss. State	11-9	.550	33-15	.688
Auburn	11-9	.550	28-18	.609
Alabama	10-9	.526	27-18	.600
LSU	4-15	.211	17-27	.386

*Ole Miss won the first SEC championship tournament by beating Vanderbilt 9-7, then after a 4-5 loss to Florida, beating Miss. State 11-3 and Florida 7-6 and 7-4.

1978

Eastern Division				
School	W-L	Pct.	W-L	Pct.
Florida	18-4	.818	34-15	.694
Georgia	11-12	.478	30-19	.612
Tennessee	11-12	.478	25-21	.543
Vanderbilt	10-13	.435	31-17	.646
Kentucky	6-15	.285	20-25	.444

Western Division				
School	W-L	Pct.	W-L	Pct.
*Auburn	15-8	.652	33-21	.611
Miss. State	13-8	.619	38-18	.671
Ole Miss	12-11	.522	27-21	.563
Alabama	10-11	.476	23-20	.539
LSU	6-18	.250	12-34	.261

*Auburn won the SEC tournament by beating Georgia 8-7, in 12 innings, Miss. State 10-7, then after losing 2-3 to Miss. State, beating Miss. State 8-5.



THROUGH THE YEARS

ALABAMA • ARKANSAS • AUBURN • FLORIDA • GEORGIA • KENTUCKY • LSU • OLE MISS

ANNUAL SEC STANDINGS

1979

Eastern Division				
School	W-L	Pct.	W-L	Pct.
Florida	16-8	.667	40-20	.667
Kentucky	13-11	.542	29-18	.617
Georgia	11-11	.500	24-18	.571
Tennessee	10-14	.417	25-22	.532
Vanderbilt	8-14	.364	21-25	.457

Western Division				
School	W-L	Pct.	W-L	Pct.
*Miss. State	17-2	.895	48-12	.800
LSU	13-7	.650	34-20	.630
Ole Miss.	9-10	.474	24-13	.649
Auburn	7-14	.333	21-21	.500
Alabama	4-17	.190	18-27	.400

*Miss. State won the tournament by beating Kentucky 6-5, LSU 12-5 and Florida 12-11.

1980

Eastern Division				
School	W-L	Pct.	W-L	Pct.
Florida	16-8	.667	40-16	.714
*Vanderbilt	13-9	.591	34-21-1	.616
Georgia	9-10	.474	33-12-1	.728
Kentucky	8-11	.421	25-21	.543
Tennessee	6-14	.300	23-21	.523

Western Division				
School	W-L	Pct.	W-L	Pct.
Auburn	15-8	.652	27-24	.530
Ole Miss.	9-9	.500	24-22	.535
Miss. State	10-11	.476	31-19	.620
LSU	8-9	.471	23-19	.548
Alabama	8-13	.381	18-28	.391

*Vanderbilt won the SEC tournament. After losing to Auburn 2-3, they beat Florida 11-7, Ole Miss 21-0, and Auburn 16-3 and 13-0.

1981

Eastern Division				
School	W-L	Pct.	W-L	Pct.
*Florida	16-7	.696	42-17	.712
Kentucky	13-9-1	.591	39-16-1	.709
Tennessee	10-13	.435	21-28	.429
Vanderbilt	9-12-1	.429	26-25-1	.509
Georgia	8-15	.348	23-23	.500

Western Division				
School	W-L	Pct.	W-L	Pct.
Miss. State	17-6	.739	46-17	.730
Alabama	17-6-1	.739	41-15-1	.759
Ole Miss.	8-14-1	.364	24-24-1	.500
LSU	7-14	.333	23-30	.434
Auburn	7-16	.304	27-27	.500

*Florida won the SEC tournament by beating Alabama 3-2, Miss. State 8-3 and Kentucky 11-5.

1982

Eastern Division				
School	W-L	Pct.	W-L	Pct.
*Florida	14-8	.636	34-24-1	.585
Tennessee	13-9	.591	28-17	.622
Georgia	12-10	.545	28-29	.596
Vanderbilt	11-12	.478	28-17	.622
Kentucky	6-17	.261	23-32	.419

Western Division				
School	W-L	Pct.	W-L	Pct.
Ole Miss.	15-6	.714	33-19	.635
Alabama	12-10	.545	32-21	.604
Miss. State	11-13	.458	28-23	.549
LSU	9-13	.409	26-25	.510
Auburn	8-13	.381	27-20	.574

*Florida won the SEC tournament by beating Alabama 7-3, Ole Miss 8-7 and after losing to Tennessee 7-10, beating Tennessee 9-3.

1983

Eastern Division				
School	W-L	Pct.	W-L	Pct.
Florida	14-7	.667	38-14	.731
Tennessee	12-7	.632	26-16	.619
Georgia	11-9	.550	29-19	.604
Kentucky	6-11	.353	31-14	.689
Vanderbilt	6-15	.286	22-23-1	.478

Western Division				
School	W-L	Pct.	W-L	Pct.
Miss. State	17-5	.773	42-15	.737
*Alabama	14-7	.667	46-11	.807
Ole Miss.	10-12	.455	26-18-1	.578
LSU	9-12	.429	28-21	.571
Auburn	4-18	.182	15-33	.313

*Alabama won the SEC tournament by defeating Florida 15-2, Tennessee 8-6 and Miss. State 10-9.

1984

Eastern Division				
School	W-L	Pct.	W-L	Pct.
*Florida	18-4	.818	43-16-1	.725
Tennessee	11-12	.478	27-21	.563
Vanderbilt	9-11	.450	28-17	.622
Kentucky	9-13	.409	25-22	.532
*Georgia	7-14	.333	25-23	.521

Western Division				
School	W-L	Pct.	W-L	Pct.
Miss. State	18-5	.783	45-16	.738
Alabama	12-10	.545	35-18-1	.657
LSU	12-12	.500	32-23	.582
Auburn	8-14	.364	27-24	.529
Ole Miss.	7-16	.304	22-24	.478

*Florida and Georgia played to a tie in regular season which does not count in the standings. Florida won the SEC tournament by beating Alabama 5-3, Tennessee 10-2 and after losing to Tennessee 2-3, won the championship 3-1 against Tennessee.

1985

Eastern Division				
School	W-L	Pct.	W-L	Pct.
Florida	15-6	.714	43-18	.705
Georgia	11-11	.500	33-23	.589
Vanderbilt	10-13	.435	35-16	.686
Kentucky	10-13	.435	28-24	.538
Tennessee	10-13	.435	26-23	.531

Western Division				
School	W-L	Pct.	W-L	Pct.
LSU	17-7	.708	41-18	.695
*Miss. State	16-8	.667	50-15	.769
Auburn	11-12	.478	30-22	.577
Alabama	10-14	.417	30-23	.566
Ole Miss.	5-18	.217	20-28	.417

*Miss. State won the SEC tournament by defeating Florida 8-3, Georgia 2-0 and Georgia 8-3.

1986

SEC Standings

School	W-L	Pct.	W-L	Pct.	School	W-L	Pct.	W-L	Pct.
LSU	22-5	.815	49-9	.845	Florida	14-13	.519	27-26	.509
Alabama	18-9	.667	43-20	.683	Miss. State	12-15	.444	34-21	.618
Auburn	15-12	.556	31-24	.564	Tennessee	10-17	.370	27-23	.540
Georgia	14-13	.519	35-24	.593	Vanderbilt	9-18	.333	25-29	.463
Ole Miss.	14-13	.519	38-17	.691	Kentucky	7-21	.250	25-28	.472

LSU won the SEC tournament by defeating Georgia 10-6, Alabama 10-7 and Georgia 8-4. (Note: 1986 was first season of round-robin competition among conference schools.)

1987

SEC Standings

School	W-L	Pct.	W-L	Pct.	School	W-L	Pct.	W-L	Pct.
Georgia	18-8	.692	42-21	.667	*Miss. State	13-13	.500	39-22	.639
Auburn	18-9	.667	42-18	.700	Alabama	11-14	.440	25-26	.490
Florida	17-9	.654	32-24	.571	Ole Miss.	11-16	.407	25-25-1	.500
Kentucky	16-11	.593	49-15	.727	Vanderbilt	7-20	.259	27-25	.519
LSU	10-10	.583	46-19	.708	Tennessee	5-18	.217	17-27	.386

*Miss. State won the SEC tournament by defeating Georgia 6-5, Florida 5-4, Auburn 4-3 and LSU 13-3.

1988

SEC Standings

School	W-L	Pct.	W-L	Pct.	School	W-L	Pct.	W-L	Pct.
*Florida	21-6	.777	48-19-1	.713	Georgia	11-16	.407	29-28	.509
Kentucky	18-9	.667	38-25	.603	Vanderbilt	11-16	.407	30-23	.566
Miss. State	17-10	.630	44-20	.688	Alabama	9-17	.346	27-26	.509
Auburn	16-10	.615	39-16	.709	Tennessee	9-18	.333	21-29	.420
LSU	16-11	.593	29-21	.650	Ole Miss.	6-21	.222	24-29	

*Florida won the SEC Tournament by defeating Auburn 4-3, LSU 7-2 and Miss. State 3-1 and 5-3, after losing to Georgia 8-3 in the opening game.

THROUGH THE YEARS

MISSISSIPPI STATE • MISSOURI • SOUTH CAROLINA • TENNESSEE • TEXAS A&M • VANDERBILT



ANNUAL SEC STANDINGS

1989

SEC Standings

School	W-L	Pct.	W-L	Pct.	School	W-L	Pct.	W-L	Pct.
Miss. State	20-5	.800	54-14	.794	*Auburn	12-12	.500	44-20	.688
LSU	18-9	.667	55-17	.764	Vanderbilt	11-15-1	.426	31-21-2	.593
Florida	14-10	.583	44-22	.667	Ole Miss.	9-15-1	.380	34-21-1	.616
Alabama	15-11	.577	32-24	.571	Kentucky	10-17	.370	28-25-1	.528
Georgia	15-11	.577	37-25	.597	Tennessee	4-23	.148	23-36	.390

*Auburn won the SEC Tournament by defeating Miss. State 5-3, LSU 8-5, Florida 4-2 and Georgia 2-1.

1990

SEC Standings

School	W-L	Pct.	W-L	Pct.	School	W-L	Pct.	W-L	Pct.
*LSU	20-7	.741	54-19	.740	Florida	11-12	.478	29-30	.492
Georgia	18-9	.667	52-19	.732	Alabama	10-13	.435	34-21	.618
*Miss. State	17-9	.654	50-21	.704	Ole Miss.	10-16	.385	23-29	.442
Auburn	13-13	.500	34-24	.586	Tennessee	9-18	.333	28-31	.475
Vanderbilt	12-13	.480	28-30	.483	Kentucky	8-18	.308	27-29	.482

*LSU and Mississippi State were declared tournament co-champions by Commissioner Roy Kramer after lightning and rain ended play in the 1990 tournament. Game 11 of the tournament was called with one out in the bottom of the fourth inning with LSU leading 6-0.

1991

SEC Standings

School	W-L	Pct.	W-L	Pct.	School	W-L	Pct.	W-L	Pct.
LSU	19-7	.731	55-18	.753	Kentucky	13-12	.520	41-20	.672
*Florida	16-8	.667	51-21	.708	Tennessee	13-13	.500	41-19	.683
Miss. State	12-9	.571	42-21	.667	Ole Miss.	9-15	.375	31-24	.564
Alabama	14-11	.560	42-20	.677	Vanderbilt	8-19	.296	29-28	.509
Auburn	14-12	.538	35-24	.593	Georgia	7-19	.269	27-31	.466

*Florida won the SEC Tournament by defeating Auburn 8-7, Alabama 4-3 and LSU 7-1 and 8-4.

1992

Eastern Division

School	W-L	Pct.	W-L	Pct.
Florida	16-8	.667	44-20	.688
S. Carolina	13-11	.542	42-22	.656
Georgia	12-11	.522	35-25	.583
Vanderbilt	11-12	.478	29-24-1	.546
Tennessee	10-14	.417	35-20	.636
Kentucky	10-14	.417	33-23	.589

Western Division

School	W-L	Pct.	W-L	Pct.
*LSU	18-6	.750	50-16	.758
Miss. State	15-9	.625	40-22	.645
Arkansas	10-13	.435	31-26	.544
Auburn	10-14	.417	30-25	.545
Ole Miss.	9-14	.391	29-26	.527
Alabama	8-16	.333	34-21	.618

*Miss. State won the SEC tournament by defeating Florida 8-3, Georgia 2-0 and Georgia 8-3.

1993

Eastern Division

School	W-L	Pct.	W-L	Pct.
*Tennessee	20-10	.667	45-20	.692
S. Carolina	15-10-1	.596	39-20-1	.658
Kentucky	14-14-1	.500	38-23-1	.621
Florida	12-14	.462	33-25	.569
Vanderbilt	11-15-1	.426	32-23-1	.580
Georgia	10-18	.357	30-29	.508

Western Division

School	W-L	Pct.	W-L	Pct.
*LSU	18-8-1	.685	53-17-1	.754
Auburn	17-11	.607	40-23	.635
Miss. State	17-12	.586	41-21	.661
Arkansas	11-16	.407	33-26	.559
Alabama	9-15	.375	27-25	.519
Ole Miss.	8-19	.296	31-25	.554

*Tennessee won the Eastern Division Tournament and LSU won the Western Division Tournament, clinching their respective division championships. LSU on the basis of conference winning percentage was named SEC champion.

1994

Eastern Division

School	W-L	Pct.	W-L	Pct.
*Tennessee	24-5	.829	52-14	.788
Florida	16-9	.640	40-23	.635
Kentucky	11-14	.440	32-25	.561
S. Carolina	11-15	.423	35-23	.603
Vanderbilt	10-20	.333	28-30	.483
Georgia	9-19	.321	22-35	.386

Western Division

School	W-L	Pct.	W-L	Pct.
*LSU	21-6	.778	46-20	.697
Miss. State	15-12	.556	36-23	.610
Auburn	16-13	.552	44-21	.677
Arkansas	13-13	.500	30-27	.526
Ole Miss.	12-14	.462	30-26	.536
Alabama	4-22	.154	21-35	.375

*Tennessee won the Eastern Division Tournament and LSU won the Western Division Tournament, clinching their respective division championships. Tennessee on the basis of conference winning percentage was named SEC champion.

1995

Eastern Division

School	W-L	Pct.	W-L	Pct.
*Tennessee	22-8	.733	54-16	.771
Florida	12-14	.462	32-24	.571
S. Carolina	12-14	.462	32-25	.561
Georgia	9-17	.346	29-29	.500
Kentucky	10-19	.345	29-32	.475
Vanderbilt	8-19	.296	26-30	.464

Western Division

School	W-L	Pct.	W-L	Pct.
Auburn	19-8	.704	50-13	.794
*Alabama	18-11	.621	42-23	.646
LSU	17-12	.586	47-18	.723
Ole Miss.	14-12	.539	40-22	.645
Arkansas	13-15	.464	38-23	.623
Miss. State	11-16	.407	34-25	.576

*Tennessee won the Eastern Division Tournament and Alabama won the Western Division Tournament. Tennessee clinched the Eastern Division Championship and Auburn won the Western Division Championship. Tennessee, on the basis of conference winning percentage, was named SEC champion.

1996

Eastern Division

School	W-L	Pct.	W-L	Pct.
*Florida	20-10	.667	50-18	.735
Tennessee	18-12	.600	43-20	.683
Kentucky	15-14	.517	35-24	.593
Vanderbilt	14-16	.467	29-25	.537
S. Carolina	13-17	.433	25-28	.472
Georgia	8-21	.276	24-30	.444

Western Division

School	W-L	Pct.	W-L	Pct.
*Alabama	20-10	.667	50-19	.725
*LSU	20-10	.667	52-15	.776
Miss. State	17-13	.567	38-24	.613
Arkansas	15-15	.500	39-20	.661
Auburn	12-18	.400	32-24	.571
Ole Miss.	7-23	.233	24-30	.444

*Alabama won the SEC Tournament by defeating Kentucky 3-2, Tennessee 3-1, losing to Florida 3-7, defeating Kentucky 16-18 and Florida 10-5 and 15-5. Alabama, Florida and LSU tied for the SEC Championship.

1997

Eastern Division

School	W-L	Pct.	W-L	Pct.
Florida	17-13	.567	40-24	.625
Tennessee	17-13	.567	42-19	.689
^Vanderbilt	14-16	.467	31-24	.564
S. Carolina	13-17	.433	33-24	.579
Kentucky	10-20	.333	20-34-1	.373
Georgia	8-22	.267	28-27	.509

Western Division

School	W-L	Pct.	W-L	Pct.
*LSU	22-7	.759	57-13	.814
*Alabama	20-9	.690	56-14	.800
Miss. State	19-11	.633	47-21	.691
Auburn	17-12	.586	50-17	.746
Arkansas	15-14	.517	36-20	.643
Ole Miss.	6-24	.200	22-31	.415

*Alabama won the SEC Tournament by defeating Miss. State 16-3, Florida 13-6, Florida 6-3 and LSU 12-2. LSU, on the basis of conference winning percentage, was named SEC champion. ^Vanderbilt forfeited all but one win from the 1997 season due to an ineligible player.

1998

Eastern Division

School	W-L	Pct.	W-L	Pct.
*Florida	21-8	.734	46-18	.719
S. Carolina	19-10	.655	44-18	.710
Kentucky	12-18	.400	26-31	.456
Tennessee	11-17	.393	36-20	.643
Georgia	8-21	.276	24-30	.444
Vanderbilt	6-24	.200	25-28	.472

Western Division

School	W-L	Pct.	W-L	Pct.
LSU	21-9	.700	48-19	.716
Alabama	19-10	.655	46-18	.719
*Auburn	16-12	.571	46-18	.719
Miss. State	14-15	.483	42-23	.646
Arkansas	13-14	.481	38-21	.644
Ole Miss.	13-15	.464	30-23	.566

*Auburn won the SEC Tournament by defeating Alabama 11-8, Florida 6-4, losing to Alabama 4-3, defeating Alabama 9-1 and Arkansas 7-5. Florida, on the basis of conference winning percentage, was named SEC champion.



THROUGH THE YEARS

ALABAMA • ARKANSAS • AUBURN • FLORIDA • GEORGIA • KENTUCKY • LSU • OLE MISS

ANNUAL SEC STANDINGS

1999

Eastern Division				
School	W-L	Pct.	W-L	Pct.
S. Carolina	15-15	.500	35-23	.603
Kentucky	13-17	.433	25-32	.439
Florida	13-17	.433	31-25	.554
Tennessee	10-20	.333	28-28	.500
Georgia	8-20-1	.293	25-30-1	.455
Vanderbilt	8-22	.267	22-33	.400

Western Division				
School	W-L	Pct.	W-L	Pct.
*Arkansas	22-8	.733	42-23	.646
*Alabama	21-9	.700	53-16	.768
LSU	18-11-1	.617	41-24-1	.629
Auburn	18-12	.600	46-19	.708
Ole Miss	17-13	.567	34-28	.548
Miss. State	15-14	.517	42-21	.667

2000

Eastern Division				
School	W-L	Pct.	W-L	Pct.
*S. Carolina	25-5	.833	56-10	.848
Florida	18-11-1	.617	44-23-1	.654
Georgia	14-15	.483	32-26	.564
Kentucky	12-16-1	.431	38-20-1	.653
Tennessee	10-18	.357	40-23	.635
Vanderbilt	5-24	.172	21-33	.389

Western Division				
School	W-L	Pct.	W-L	Pct.
*LSU	19-10	.655	52-17	.754
Miss. State	17-10	.630	41-20	.672
Auburn	17-13	.567	41-20	.672
Alabama	16-14	.533	41-24	.631
Ole Miss	12-17	.414	30-25	.545
Arkansas	8-20	.286	24-30	.444

*LSU won the SEC Tournament by defeating Georgia 11-3, Alabama 18-12 and 6-5 and Florida 9-6. South Carolina, on the basis of conference winning percentage, was named SEC champion.

2001

Eastern Division				
School	W-L	Pct.	W-L	Pct.
*Georgia	20-10	.667	47-22	.681
Tennessee	18-12	.600	48-20	.706
S. Carolina	17-13	.567	49-20	.710
Florida	16-14	.533	35-27	.565
Vanderbilt	9-21	.300	24-31	.436
Kentucky	7-23	.233	22-34	.393

Western Division				
School	W-L	Pct.	W-L	Pct.
LSU	18-12	.600	44-22-1	.664
*Miss. State	17-13	.567	39-24	.619
Ole Miss	17-13	.567	39-23-1	.627
Auburn	15-15	.500	37-21	.638
Alabama	15-15	.500	32-23	.582
Arkansas	11-19	.367	27-29	.482

*Mississippi State won the SEC Tournament by defeating LSU 4-1 in front of 10,023, the third largest crowd to witness a SEC Tournament game. Georgia, on the basis of conference winning percentage, was named SEC champion.

2002

Eastern Division				
School	W-L	Pct.	W-L	Pct.
*S. Carolina	21-8	.724	57-18	.760
Florida	20-10	.667	46-19	.708
Georgia	15-15	.500	32-29	.525
Tennessee	12-18	.400	27-28	.491
Vanderbilt	7-21	.250	24-27	.471
Kentucky	6-24	.200	17-36	.321

Western Division				
School	W-L	Pct.	W-L	Pct.
*Alabama	20-10	.667	51-15	.773
LSU	19-10	.655	44-22	.667
Auburn	15-15	.500	34-26	.567
Miss. State	14-15	.483	34-24-1	.585
Arkansas	13-14	.481	35-28	.556
Ole Miss	14-16	.467	37-19	.661

*Western Division champion Alabama won the SEC Tournament by defeating South Carolina 6-2 in front of 13,367, the third largest crowd to witness a SEC Tournament game and second largest to witness the championship game. South Carolina won the overall SEC championship and advanced to the championship game of the College World Series.

2003

Eastern Division				
School	W-L	Pct.	W-L	Pct.
*S. Carolina	19-11	.633	45-22	.672
Vanderbilt	14-16	.467	27-28	.491
Florida	13-16-1	.450	37-21-1	.636
Tennessee	13-17	.433	31-24	.564
Georgia	10-20	.333	29-26	.527
Kentucky	9-20	.310	24-32	.429

Western Division				
School	W-L	Pct.	W-L	Pct.
*LSU	20-9-1	.683	45-22-1	.669
Auburn	18-12	.600	42-21	.663
Miss. State	17-12	.586	42-20-1	.675
Ole Miss	17-13	.567	35-27	.565
*Alabama	14-16	.467	38-24	.613
Arkansas	14-16	.467	35-22	.614

*Alabama won their second straight SEC Tournament by defeating LSU 10-3 in front of 11,705, the sixth largest crowd to witness a SEC Tournament game and third largest to witness the championship game. LSU won the overall SEC and Western Division Championship, while South Carolina won the East. Both advanced to Omaha.

2004

Eastern Division				
School	W-L	Pct.	W-L	Pct.
*Georgia	19-11	.633	45-23	.662
*S. Carolina	17-13	.567	53-17	.757
Florida	17-13	.567	43-22	.662
Vanderbilt	16-14	.533	45-19	.703
Tennessee	14-16	.467	38-24	.613
Kentucky	7-23	.233	24-30	.444

Western Division				
School	W-L	Pct.	W-L	Pct.
*Arkansas	19-11	.683	45-24	.652
*LSU	18-12	.600	46-19	.708
Ole Miss	18-12	.600	39-21	.650
Miss. State	13-17	.433	35-24	.593
Auburn	12-18	.400	32-24	.571
Alabama	10-20	.333	29-26	.527

*South Carolina won their first ever SEC Tournament by defeating Vanderbilt 3-2. Georgia and Arkansas won their respective divisional championships and shared the overall title. Both teams, along with South Carolina and LSU, advanced to the College World Series. This was the second time (1997) the SEC sent four teams to Omaha.

2005

Eastern Division				
School	W-L	Pct.	W-L	Pct.
*Florida	20-10	.667	48-23	.676
Tennessee	18-11	.621	46-21	.687
S. Carolina	16-14	.533	41-23	.641
Vanderbilt	13-17	.433	34-21	.618
Georgia	12-17	.414	30-25	.545
Kentucky	7-22	.241	29-27	.518

Western Division				
School	W-L	Pct.	W-L	Pct.
LSU	18-12	.600	40-22	.645
Ole Miss	18-12	.600	48-20	.706
Alabama	17-13	.567	40-23	.635
*Miss. State	13-16	.448	42-22	.656
Auburn	13-17	.433	34-26	.567
Arkansas	13-17	.433	39-22	.639

*Mississippi State won their second SEC Tournament in the last five years by defeating Ole Miss 4-1 in front of a crowd of 12,290. Florida won the regular season championship. Tennessee and Florida advanced to the College World Series, with Florida advancing to the national championship series.

2006

Eastern Division				
School	W-L	Pct.	W-L	Pct.
*Kentucky	20-10	.667	44-17	.721
Georgia	18-12	.600	47-23	.671
Vanderbilt	16-14	.533	38-27	.585
S. Carolina	15-15	.500	41-25	.621
Tennessee	11-18	.379	31-24	.564
Florida	10-20	.333	28-28	.500

Western Division				
School	W-L	Pct.	W-L	Pct.
*Alabama	20-10	.667	44-21	.667
Arkansas	18-12	.600	39-21	.650
*Ole Miss	17-13	.567	44-22	.667
LSU	13-17	.433	35-24	.593
Miss. State	12-17	.414	37-23	.617
Auburn	9-21	.300	22-34	.393

*Ole Miss won their second SEC Tournament in nearly 30 years by defeating Vanderbilt 9-3 in front of a crowd of nearly 10,000. Kentucky and Alabama shared the regular season championship. For Kentucky and second-year coach John Cohen, it was the first in school history. Georgia advanced to the College World Series.

2007

Eastern Division				
School	W-L	Pct.	W-L	Pct.
*Vanderbilt	22-8	.733	54-13	.806
S. Carolina	17-13	.567	46-20	.697
Florida	15-15	.500	29-30	.492
Tennessee	13-15	.464	34-25	.576
Kentucky	13-16-1	.450	34-19-1	.639
Georgia	11-19	.367	23-33	.411

Western Division				
School	W-L	Pct.	W-L	Pct.
*Arkansas	18-12	.600	43-21	.672
*Miss. State	15-13	.536	38-22	.633
*Ole Miss	16-14	.533	40-25	.615
Alabama	15-15	.500	31-26	.544
LSU	12-17-1	.417	29-26-1	.527
Auburn	10-20	.333	31-25	.554

*Vanderbilt won both the SEC Regular Season Championship and the SEC Tournament Title, the first since 1980 for each of those accomplishments. Arkansas won their third Western Division Championship. Ole Miss advanced to their third consecutive NCAA Super Regional while Mississippi State advanced to the College World Series for the first time since 1998.

THROUGH THE YEARS

MISSISSIPPI STATE • MISSOURI • SOUTH CAROLINA • TENNESSEE • TEXAS A&M • VANDERBILT



ANNUAL SEC STANDINGS

2008

Eastern Division

School	W-L	Pct.	W-L	Pct.
*Georgia	20-9-1	.683	45-25-1	.641
Florida	17-13	.567	34-24	.586
Kentucky	16-14	.533	44-19	.698
Vanderbilt	15-14	.517	41-22	.651
S. Carolina	15-15	.500	40-23	.635
Tennessee	12-18	.400	27-29	.482

Western Division

School	W-L	Pct.	W-L	Pct.
*LSU	18-11-1	.617	49-19-1	.717
Alabama	16-14	.533	35-28	.556
Ole Miss	15-15	.500	39-26	.600
Arkansas	14-15	.483	34-24	.586
Auburn	11-19	.367	28-28	.500
Miss. State	9-21	.300	23-33	.411

*Georgia won both the SEC Regular Season Championship while LSU won the SEC Western Division and the SEC Tournament. Georgia and LSU both advanced to the College World Series, with Georgia advancing to the National Championship Series where they dropped a decisive game three. It marked the third time this decade an SEC team finished national runner-up.

2009

Eastern Division

School	W-L	Pct.	W-L	Pct.
*Florida	19-11	.633	42-22	.656
S. Carolina	17-13	.567	40-23	.635
Georgia	15-15	.500	38-24	.627
Vanderbilt	12-17	.414	37-27	.578
Kentucky	12-18	.400	28-26	.519
Tennessee	11-19	.367	26-29	.473

Western Division

School	W-L	Pct.	W-L	Pct.
*LSU	20-10	.667	56-17	.767
*Ole Miss	20-10	.667	44-20	.688
Alabama	18-11	.621	37-21	.638
Arkansas	14-15	.483	41-24	.631
Auburn	11-19	.367	31-25	.554
Miss. State	9-20	.310	25-29	.463

*LSU and Ole Miss split the SEC Regular Season Championship while LSU won the SEC Tournament. Florida won the Eastern Division. Arkansas and LSU both advanced to the College World Series, with LSU advancing to the National Championship Series where they defeated Texas for the national championship. It marked the seventh national championship for the SEC since 1990 and the sixth for LSU.

2010

Eastern Division

School	W-L	Pct.	W-L	Pct.
*Florida	22-8	.733	43-21	.734
S. Carolina	21-9	.700	54-16	.771
Vanderbilt	16-12	.571	46-20	.697
Kentucky	13-17	.433	31-25	.554
Tennessee	12-18	.400	30-26	.536
Georgia	5-23	.179	16-37	.302

Western Division

School	W-L	Pct.	W-L	Pct.
*Auburn	20-10	.667	43-21	.672
Arkansas	18-12	.600	43-21	.672
Ole Miss	16-14	.533	39-24	.619
Alabama	15-15	.500	42-25	.627
LSU	14-16	.467	41-22	.651
Miss. State	6-24	.200	23-33	.411

*Florida won the SEC Championship while LSU won the SEC Tournament for the third straight season. Auburn won the Western Division, advancing to Hoover for the first time since 2003. Florida and South Carolina both advanced to the College World Series, with South Carolina advancing to the National Championship Series where they defeated UCLA for the national championship. It marked the eighth national championship for the SEC since 1990 and the first for South Carolina.

2011

Eastern Division

School	W-L	Pct.	W-L	Pct.
*S. Carolina	22-8	.733	55-14	.797
*Florida	22-8	.733	53-19	.736
*Vanderbilt	22-8	.733	54-12	.818
Georgia	16-14	.533	33-32	.508
Kentucky	8-22	.267	25-30	.455
Tennessee	7-23	.233	25-29	.463

Western Division

School	W-L	Pct.	W-L	Pct.
*Arkansas	15-15	.500	40-22	.645
Miss. State	14-16	.467	38-25	.603
Alabama	14-16	.467	35-28	.556
Auburn	14-16	.467	29-29	.500
LSU	13-17	.433	36-20	.643
Ole Miss	13-17	.433	30-25	.545

*Florida, South Carolina and Vanderbilt all split the regular season SEC Championship, while Florida won the SEC Tournament. Arkansas won the Western Division. Florida, South Carolina and Vanderbilt all advanced to the College World Series, with South Carolina and Florida advancing to the National Championship Series in an All-SEC matchup for the national title. South Carolina won the series, the ninth national championship for the SEC since 1990 and the second in a row for the Gamecocks.

2012

Eastern Division

School	W-L	Pct.	W-L	Pct.
*S. Carolina	18-11	.621	49-20	.710
Florida	18-12	.600	47-20	.701
Kentucky	18-12	.600	45-18	.714
Vanderbilt	16-14	.533	35-28	.556
Georgia	14-15	.483	31-26	.544
Tennessee	8-22	.267	24-31	.436

Western Division

School	W-L	Pct.	W-L	Pct.
*LSU	19-11	.633	47-18	.723
Arkansas	16-14	.533	46-22	.676
*Miss. State	16-14	.533	40-24	.625
Ole Miss	14-16	.467	37-26	.587
Auburn	13-17	.433	31-28	.525
Alabama	9-21	.300	21-34	.382

*LSU won the regular season SEC Championship, while Mississippi State won the SEC Tournament. South Carolina won the Eastern Division. South Carolina and Arkansas advanced to the College World Series, with South Carolina advancing to their third straight National Championship Series, the fifth in a row for the SEC.

2013

Eastern Division

School	W-L	Pct.	W-L	Pct.
Vanderbilt	26-3	.897	54-12	.818
S. Carolina	17-12	.586	43-20	.683
Florida	14-16	.467	29-30	.492
Kentucky	11-19	.367	30-25	.545
Missouri	10-20	.333	18-32	.360
Tennessee	8-20	.286	22-30	.423
Georgia	7-20	.259	21-32	.396

Western Division

School	W-L	Pct.	W-L	Pct.
LSU	23-7	.767	57-11	.838
Arkansas	18-11	.621	39-22	.639
Miss. State	16-14	.533	51-20	.718
Ole Miss	15-15	.500	38-24	.613
Alabama	14-15	.483	35-28	.556
Texas A&M	13-16	.448	34-29	.540
Auburn	13-17	.433	33-23	.589

*Vanderbilt won the SEC Championship with an all-time SEC best record of 26-3, while LSU won the SEC Western Division and the SEC Tournament. LSU and Mississippi State advanced to the College World Series, with Mississippi State advancing to the National Championship Series, the sixth in a row for the SEC.

2014

Eastern Division

School	W-L	Pct.	W-L	Pct.
Florida	21-9	.700	40-23	.635
S. Carolina	18-12	.600	44-18	.710
Vanderbilt	17-13	.567	51-21	.708
Kentucky	14-16	.467	37-25	.597
Tennessee	12-18	.400	31-23	.574
Georgia	11-18-1	.383	26-29-1	.473
Missouri	6-24	.200	20-33	.377

Western Division

School	W-L	Pct.	W-L	Pct.
Ole Miss	19-11	.633	48-21	.696
LSU	17-11-1	.603	46-16-1	.738
Miss. State	18-12	.600	39-24	.619
Arkansas	16-14	.533	40-25	.615
Alabama	15-14	.517	37-24	.607
Texas A&M	14-16	.467	36-26	.581
Auburn	10-20	.333	28-28	.500

*Florida won the SEC Championship for the first time since splitting the regular-season crown in 2011 ... Ole Miss captured the SEC Western Division for the first time since 2009 ... LSU won SEC Baseball Tournament ... Vanderbilt and Ole Miss both advanced to the College World Series, with the Commodores capturing their first NCAA Championship.

2015

Eastern Division

School	W-L	Pct.	W-L	Pct.
Vanderbilt	20-10	.667	51-21	.708
Florida	19-11	.633	52-18	.743
Missouri	15-15	.500	30-28	.517
Kentucky	14-15	.483	30-25	.545
South Carolina	13-17	.433	32-25	.561
Tennessee	11-18	.379	24-26	.480
Georgia	10-19	.345	26-28	.481

Western Division

School	W-L	Pct.	W-L	Pct.
LSU	21-8	.724	54-12	.818
Texas A&M	18-10	.643	50-14	.781
Arkansas	17-12	.586	40-25	.615
Ole Miss	15-14	.517	30-28	.517
Auburn	13-17	.433	36-26	.581
Alabama	12-18	.400	32-28	.533
Mississippi St.	8-22	.267	24-30	.444

*LSU won the SEC Championship for the fourth time in five years ... Vanderbilt claimed the SEC Eastern Division for the third time in five years ... Florida won the SEC Baseball Tournament for the fourth time ... Arkansas, LSU, Florida and Vanderbilt advanced to the College World Series, and Vanderbilt finished runner-up.



THROUGH THE YEARS

ALABAMA • ARKANSAS • AUBURN • FLORIDA • GEORGIA • KENTUCKY • LSU • OLE MISS

SEC STATISTICAL LEADERS

ALL-TIME .400 HITTERS (Min. 2 AB per team game)

Single-Season

.525	David Magadan, Alabama	114 for 217	1983	.410	Mark Gilaspie, Mississippi State	85 for 208	1981
.489	Ronnie Braddock, Georgia	22-for-45	1962		Billy Henderson, Georgia	Not Available	1948
.464	Sam Ewing, Tennessee	45 for 97	1970		Russ Johnson, LSU	96 for 234	1994
	Charley Trippi, Georgia	52 for 112	1946	.409	David Delucici, Ole Miss	94 for 229	1995
.459	Hunter Bledsoe, Vanderbilt	95 for 207	1999		Jay Waggoner, Auburn	119 for 291	1994
	Nat Showalter, Mississippi State	67 for 146	1977	.408	Derek Bryant, Kentucky	Not Available	1971
.451	Charles Conerly, Ole Miss	34 for 75	1948		Roger McKinney, Tennessee	51 for 129	1971
.447	Buck Belue, Georgia	46 for 103	1982	.407	Scott Pratt, Auburn	105 for 258	1998
.445	Jeff Pickler, Tennessee	109 for 245	1998		Chris Snopek, Ole Miss	77 for 189	1992
	Jeff Abbott, Kentucky	102 for 229	1994		Todd Helton, Tennessee	105 for 258	1995
.440	Dom Fucci, Kentucky	Not Available	1949		Brad Wilkerson, Florida	98 for 241	1996
.438	Joe Stewart, Georgia	70 for 160	1978	.406	Scott Ruskin, Florida	78 for 192	1984
.436	Dicky Parsons, Kentucky	Not Available	1961		Rafael Palmeiro, Mississippi State	95 for 234	1983
.435	Chris Burke, Tennessee	118 for 271	2001		Bobby Tucker, Tennessee	41 for 101	1970
.433	Paul Foster, Auburn	87 for 201	1985	.405	Scott Lusader, Florida	92 for 230	1985
.432	Andy Blanco, Tennessee	82 for 190	1992		Chris Glass, Alabama	73 for 180	1982
	Donnie Kessinger, Ole Miss	54 for 125	1964		Chris Moller, Alabama	87 for 215	1995
	Jim Pyburn, Auburn	38 for 88	1954	.404	Travis Chapman, Mississippi State	99 for 245	1999
.431	Raph Rhymes, LSU	100 for 232	2012		Rick Honeycutt, Tennessee	65 for 161	1976
.430	Gabe Gross, Auburn	102 for 237	2000	.403	Mark Kiger, Florida	104 for 258	2002
.429	Zack Cox, Arkansas	102 for 238	2010		Eddy Furniss, LSU	95 for 236	1998
	John Hufstetler, Tennessee	18 for 42	1952		Frank Thomas, Auburn	83 for 206	1989
.425	Allen Trammell, Florida	51 for 120	1965		Joe Biernat, South Carolina	94 for 233	1993
	Jeremy Jackson, Arkansas	94 for 221	1997		Joey Cora, Vanderbilt	81 for 201	1972
.424	Clinton Johnston, Vanderbilt	84 for 198	1998		Andy Merchant, Auburn	47 for 125	1972
	Jake Gibbs, Ole Miss	42 for 99	1960		Paul Blandford, Kentucky	94 for 233	1996
	Wendall Tarleton, Georgia	48 for 113	1955	.402	Matt LaPorta, Florida	68 for 169	2007
.423	Todd Faulkner, Auburn	105 for 248	2000		Seth Smith, Ole Miss	82 for 204	2002
.422	Brandt Ely, Kentucky	49 for 116	1983		Jimmy Barfield, Auburn	Not Available	1964
.420	Will Clark, Mississippi State	94 for 224	1985		Donnie Kessinger, Ole Miss	41 for 102	1962
	Sam Ewing, Tennessee	47 for 112	1969		Brad Henderson, Ole Miss	92 for 229	1997
.419	Sawyer Carroll, Kentucky	98 for 234	2008	.401	Greg Thomas, Vanderbilt	91 for 227	1991
	Alan Koch, Auburn	36 for 86	2001		Bo Jackson, Auburn	59 for 147	1985
	Travis Copley, Tennessee	62 for 148	1998		Dom Fucci, Auburn	71 for 177	1978
	Alan Koch, Auburn	Not Available	1959		Mike Curry, South Carolina	104 for 260	1998
	Ryan Bordenick, South Carolina	96 for 229	1997	.400	Todd Walker, LSU	100 for 250	1992
.418	Jackie Parker, Mississippi State	Not Available	1954		Jeff Pyburn, Georgia	62 for 155	1980
.417	Joey Martin, Auburn	55 for 132	1971		Mike Kelly, Mississippi State	94 for 235	1979
	Bernie Schreiber, Ole Miss	40 for 96	1956		Bobby Tucker, Tennessee	39 for 130	1973
.415	Karl Nonemaker, Vanderbilt	88 for 212	1999		Roberto Vaz, Alabama	102 for 255	1997
	Rafael Palmeiro, Mississippi State	98 for 236	1984		Gene Etter, Tennessee	42 for 105	1961
	Rodney Bellamy, Georgia	66 for 159	1980				
	Joe McClain, Tennessee	27 for 65	1952				
.414	Warner Jones, Vanderbilt	111 for 268	2004				
	Patt Osborn, Florida	104 for 251	2002				
	B.B. Hopkins, Tennessee	36 for 87	1953				
.413	Chuck Barclift, Tennessee	71 for 172	1980				
.412	Brian Wiese, Mississippi State	103 for 250	1998				
	Larry Nichols, Auburn	35 for 85	1962				
.411	Gordon Beckham, Georgia	113 for 275	2008				
	Peter Stonard, Alabama	97 for 236	2002				
	Greg Smith, Vanderbilt	83 for 202	1987				
	George Flower, Vanderbilt	62 for 151	1985				
	Rick Fuentes, Georgia	81 for 197	1982				

Career

.439	Dave Magadan, Alabama	268 for 610	1981-83
.425	Hunter Bledsoe, Vanderbilt	170 for 400	1997-99
.411	Sam Ewing, Tennessee	117 for 284	1968-70
	Ken Chapman, Alabama	85 for 207	1959-61
.407	Donnie Kessinger, Ole Miss	132 for 324	1968-70
.404	Chris Burke, Tennessee	314 for 777	1999-01

THROUGH THE YEARS

MISSISSIPPI STATE • MISSOURI • SOUTH CAROLINA • TENNESSEE • TEXAS A&M • VANDERBILT



YEAR-BY-YEAR INDIVIDUAL LEADERS

BATTING AVERAGE

1960	Jake Gibbs	Ole Miss	.424
1961	Dicky Parsons	Kentucky	.436
1962	Ronnie Braddock	Georgia	.489
1963	Tom Moore	Florida	.402
1964	Donnie Kessinger	Ole Miss	.429
1965	Allen Trammell	Florida	.425
1966	Jimmy Yawn	Ole Miss	.408
1967	Jimmy Yawn	Ole Miss	.389
1968	Stan Fletcher	Miss. State	.364
1969	Sam Ewing	Tennessee	.420
1970	Sam Ewing	Tennessee	.464
1971	Joey Martin	Auburn	.417
1972	Bobby Tucker	Tennessee	.395
1973	Paul Husband	Ole Miss	.402
1974	Joe Pritchard	Tennessee	.370
1975	Condredge Holloway	Tennessee	.370
1976	Rick Honeycutt	Tennessee	.404
1977	Nat Showalter	Miss. State	.459
1978	Joe Stewart	Georgia	.438
1979	Mike Kelley	Miss. State	.400
1980	Rodney Bellamy	Georgia	.415
1981	Mark Gillaspie	Miss. State	.410
1982	Buck Belue	Georgia	.447
1983	David Magadan	Alabama	.525
1984	Rafael Palmeiro	Miss. State	.415
1985	Paul Foster	Auburn	.433
1986	Mike Twardoski	Alabama	.390
1987	Greg Smith	Vanderbilt	.411
1988	Frank Thomas	Auburn	.385
1989	Frank Thomas	Auburn	.403
1990	Tim Edge	Auburn	.387
1991	Greg Thomas	Vanderbilt	.401
1992	Andy Blanco	Tennessee	.432
1993	Joe Biernat	S. Carolina	.403
1994	Jeff Abbott	Kentucky	.445
1995	David Dellucci	Ole Miss	.410
1996	Brad Wilkerson	Florida	.407
1997	Jeremy Jackson	Arkansas	.425
1998	Jeff Pickler	Tennessee	.445
1999	Hunter Bledsoe	Vanderbilt	.459
2000	Gabe Gross	Auburn	.430
2001	Chris Burke	Tennessee	.435
2002	Pat Osborn	Florida	.414
2003	Brian Buscher	S. Carolina	.393
2004	Warner Jones	Vanderbilt	.414
2005	Chase Headley	Tennessee	.387
2006	Thomas Berkery	Miss. State	.383
2007	Matt LaPorta	Florida	.402
2008	Sawyer Carroll	Kentucky	.419
2009	Aaron Westlake	Vanderbilt	.377
2010	Zack Cox	Arkansas	.429
2011	Mikie Mahtook	LSU	.383
2012	Raph Rhymes	LSU	.431
2013	Tony Kemp	Vanderbilt	.391
2014	Brett Pirtle	Miss. State	.363
2015	Andrew Benintendi	Arkansas	.376

HOME RUNS

1960	Gary Dempsey	Miss. State	5
1961	Don Porter	Ole Miss	5
1962	H.K. Etheridge	Miss. State	6
1963	H.K. Etheridge	Miss. State	7
1964	Fred Roberts	Ole Miss	7
	Bob Stewart	LSU	7
1965	Del Unser	Miss. State	7
1966	Del Unser	Miss. State	7
1967	Scotty Long	Auburn	11
1968	Stan Moss	Alabama	7
1969	Phil Garner	Tennessee	12
1970	Bobby Tucker	Tennessee	10
1971	Phillip Stall	Miss. State	11
1972	Bill Winchester	Vanderbilt	9
1973	Butch Hobson	Alabama	13
	Bobby Tucker	Tennessee	13
1974	Ted Shipley	Vanderbilt	10
1975	Larry Littleton	Georgia	12
1976	LeRoy Robbins	Kentucky	12
	Randy Gipson	Kentucky	12
1977	Mark Barnthouse	Ole Miss	12
1978	Del Bender	Miss. State	17
1979	Scotti Madison	Vanderbilt	15
1980	Chuck Barcliff	Tennessee	20
1981	Bruce Castoria	Miss. State	29
1982	Doug Gilcrease	Auburn	17
1983	Rafael Palmeiro	Miss. State	18
1984	Rafael Palmeiro	Miss. State	29
1985	Will Clark	Miss. State	25
1986	Doug Duke	Alabama	27
1987	Joey Belle	LSU	21
	Frank Thomas	Auburn	21
1988	Craig Cala	LSU	15
	Brian Reimsnyder	Florida	15
1989	Tommy Raffo	Miss. State	22
1990	Brian Jester	Georgia	17
1991	Gary Hymel	LSU	25
1992	Jeff Parnell	S. Carolina	18
1993	Todd Walker	LSU	22
1994	Jeff Abbott	Kentucky	23
1995	Todd Helton	Tennessee	20
1996	Eddy Furniss	LSU	26
1997	Brandon Larson	LSU	40
1998	Brad Cresse	LSU	29
1999	John Wilson	Kentucky	23
2000	Brad Cresse	LSU	30
2001	Tim Whittaker	S. Carolina	21
2002	Yaron Peters	S. Carolina	29
2003	Beau Heard	Alabama	20
2004	Steve Pearce	S. Carolina	21
2005	Matt LaPorta	Florida	26
2006	Josh Morris	Georgia	23
	Quinn Stewart	LSU	23
2007	Danny Hamblin	Arkansas	22
	Justin Smoak	S. Carolina	22

2008	Gordon Beckham	Georgia	28
	Matt Clark	LSU	28
2009	Kent Matthes	Alabama	28
2010	Hunter Morris	Auburn	23
2011	Mike Zunino	Florida	19
2012	Mike Zunino	Florida	19
2013	Mason Katz	LSU	16
	Hunter Renfroe	Miss. State	16
2014	AJ Reed	Kentucky	23
2015	Andrew Benintendi	Arkansas	20

RUNS BATTED IN

1960	Jake Gibbs	Ole Miss	30
1961	Jake Gibbs	Ole Miss	31
1962	Larry Nichols	Auburn	32
1963	H.K. Etheridge	Miss. State	30
	Tom Moore	Florida	30
1964	Bill Blomgren	Florida	27
1965	Jimmy Yawn	Ole Miss	21
1966	Jack Earvin	Tennessee	18
1967	Jimmy Yawn	Ole Miss	34
1968	Stan Moss	Alabama	26
1969	Whitey Adams	Ole Miss	40
1970	Phil Garner	Tennessee	35
1971	Phillip Stall	Miss. State	37
1972	Bill Winchester	Vanderbilt	55
1973	Rick Duncan	Vanderbilt	51
1974	Rick Duncan	Vanderbilt	45
1975	Rick Duncan	Vanderbilt	51
1976	Rick Honeycutt	Tennessee	57
1977	Mike Pomeranz	Ole Miss	55
1978	David Lanning	Georgia	64
1979	Tony Stevens	Florida	74
1980	Jeff Pyburn	Georgia	66
1981	Bruce Castoria	Miss. State	98
1982	Bruce Castoria	Miss. State	59
1983	David Magadan	Alabama	95
1984	Rafael Palmeiro	Miss. State	94
1985	Will Clark	Miss. State	77
1986	Doug Duke	Alabama	82
1987	Craig Faulkner	LSU	69
1988	Craig Cala	LSU	75
1989	Wes Grisham	LSU	85
1990	J.R. Showalter	Georgia	74
1991	Gary Hymel	LSU	79
1992	Todd Walker	LSU	76
1993	Todd Walker	LSU	102
1994	Todd Helton	Tennessee	80
1995	Todd Helton	Tennessee	92
1996	Eddy Furniss	LSU	103
1997	Brandon Larson	LSU	118
1998	Brad Cresse	LSU	90
	Josh Etheredge	Auburn	90
1999	Casey Dunn	Auburn	86
2000	Brad Cresse	LSU	106
2001	Todd Linden	LSU	76
2002	Yaron Peters	S. Carolina	95
2003	Beau Heard	Alabama	82
2004	Warner Jones	Vanderbilt	74



THROUGH THE YEARS

ALABAMA • ARKANSAS • AUBURN • FLORIDA • GEORGIA • KENTUCKY • LSU • OLE MISS

YEAR-BY-YEAR INDIVIDUAL LEADERS

2005	Matt LaPorta	Florida	79
2006	Mark Wright	Ole Miss	79
2007	Sean Coughlin	Kentucky	73
2008	Sawyer Carroll	Kentucky	83
2009	Rich Poythress	Georgia	86
2010	Hunter Morris	Auburn	76
2011	Preston Tucker	Florida	74
2012	Mike Zunino	Florida	67
2013	Mason Katz	LSU	70
2014	AJ Reed	Kentucky	73
2015	JJ Schwarz	Florida	73

TRIPLES

1960	Ken Chapman	Alabama	5
1961	Jake Gibbs	Ole Miss	5
1962	George Shuford	Tennessee	6
1963	Tommy Keyes	Ole Miss	8
1964	Jimmy Barfield	Auburn	6
1965	Frank Fryer	Auburn	5
1966-67	No Record		
1968	Phillip Stall	Miss. State	3
	Rod Wright	Florida	3
1969	Sam Ewing	Tennessee	7
1970	Archie Manning	Ole Miss	6
1971	Dave Bair	Kentucky	7
1972	Jim Carter	Georgia	6
1973	Mark Hatchett	Auburn	5
1974	Marvis Foley	Kentucky	7
1975	Rick Duncan	Vanderbilt	6
1976	Ron Hamilton	Alabama	5
1977	Joe Ward	Florida	5
1978	Jim Watkins	Florida	7
1979	Mike Kelley	Miss. State	12
1980	David Barnes	Florida	5
	Keith Street	Georgia	5
	Johnny Tutt	Auburn	5
1981	Chip Moses	LSU	5
	Bobby Pierce	Alabama	5
	Brad Winkler	Miss. State	5
1982	Albie Scoggins	Florida	6
1983	Mark Howie	LSU	7
	John Dunlap	Florida	7
1984	Chris Padgett	Ole Miss	7
	Rock Wilson	Auburn	7
1985	Joey Cora	Vanderbilt	6
	Gator Thiesen	Miss. State	6
1986	Trey Gainous	Auburn	10
1987	Rock Wilson	Auburn	7
1988	Mike Moberg	Florida	6
1989	Wes Grisham	LSU	6
1990	Rich Cordani	LSU	6
1991	Kevin Kessinger	Ole Miss	8
1992	Todd Crane	Georgia	7
1993	Brian Duva	Florida	11
1994	Bob Hughes	Arkansas	9
1995	Ryan Montgomery	Vanderbilt	6
	David Dellucci	Ole Miss	6
	Mike Klostermeyer	LSU	6
	Ty Bilderback	Arkansas	6

1996	Chad Green	Kentucky	7
	Adam Sullivan	Auburn	7
	Jason McConnell	Arkansas	7
1997	Roberto Vaz	Alabama	9
1998	Scott Pratt	Auburn	6
1999	Michael Rosamond	Ole Miss	6
	Andy Phillips	Alabama	6
	Brian Rainwater	Georgia	6
	Derek Wigginton	Alabama	6
2000	Justin Parker	Tennessee	8
	Shane Kelly	Miss. State	8
2001	Chris Burke	Tennessee	11
2002	Kirk McConnell	Arkansas	8
2003	Javon Moran	Auburn	7
2004	Ryan Klosterman	Vanderbilt	8
2005	Clete Thomas	Auburn	6
2006	Joey Side	Georgia	9
2007	Justin Hentry	Ole Miss	8
2008	Ryan Schimpf	LSU	7
2009	Avery Barnes	Florida	6
2010	Zach Cone	Georgia	7
2011	Tony Kemp	Vanderbilt	7
2012	Tony Kemp	Vanderbilt	8
2013	Alex Bregman	LSU	7
	Adam Frazier	Miss. State	7
2014	Christin Stewart	Tennessee	6
2015	Elliott Caldwell	South Carolina	8

DOUBLES

1960	Jake Gibbs	Ole Miss	9
1961	Bobby Corrett	Tulane	6
	Ben Catchings	Auburn	6
1962	Larry Nichols	Auburn	11
1963	Bill Etheridge	Miss. State	7
	Wayne Meadows	Miss. State	7
	Cotton Nash	Kentucky	7
	Ray Nord	Tulane	7
1964	Jimmy Barfield	Auburn	9
1965	Bill Scudden	Alabama	7
1966	Jimmy Yawn	Ole Miss	12
1967	Jimmy Yawn	Ole Miss	10
1968	Stan Moss	Alabama	8
1969	Archie Manning	Ole Miss	13
1970	Sam Ewing	Tennessee	11
1971	Ken Dempsey	Auburn	12
	Jerry Reasonover	Vanderbilt	12
1972	Bobby Tucker	Tennessee	14
	Ray Hull	Florida	14
1973	Rick Duncan	Vanderbilt	11
1974	Rick Duncan	Vanderbilt	14
1975	James White	Alabama	16
1976	Rick Honeycutt	Tennessee	17
1977	Dean Empie	Florida	18
1978	Joe Stewart	Georgia	18
1979	Tony Stevens	Florida	19
	Tim Weisheim	Miss. State	19
1980	Bobby Pierce	Alabama	18
1981	David Magadan	Alabama	20
	Bill Sandry	Kentucky	20

	Greg Geren	Tennessee	20
1982	Mike Botkin	Kentucky	24
1983	David Magadan	Alabama	31
1984	Scott Ruskin	Florida	21
1985	Chris Lombardozzi	Florida	23
1986	Jeff Yurtin	LSU	24
1987	Tony Haney	Auburn	25
1988	Vince Castaldo	Kentucky	27
1989	Pete Young	Miss. State	27
1990	Bruce Chick	Georgia	24
1991	Doug Radziewicz	Georgia	31
1992	Blaise Kozeniewski	Georgia	25
1993	Todd Helton	Tennessee	22
1994	Russ Johnson	LSU	26
1995	Todd Helton	Tennessee	27
1996	Scott Schroeffel	Tennessee	29
1997	Matt Erickson	Arkansas	27
1998	Jeff Pickler	Tennessee	30
1999	Chris Burke	Tennessee	25
2000	Brad Hawpe	LSU	36
2001	Adam Swann	Georgia	26
2002	Steve Thomas	S. Carolina	26
2003	Adam Pavkovich	Alabama	27
2004	Warner Jones	Vanderbilt	27
2005	Karl Amonite	Auburn	25
2006	Chris Coghlan	Ole Miss	22
	Ryan Strieby	Kentucky	22
2007	Mitch Moreland	Miss. State	26
2008	Chris Wade	Kentucky	24
2009	Andrew Crisp	S. Carolina	23
2010	Jason Esposito	Vanderbilt	25
2011	Mike Zunino	Florida	23
	Preston Tucker	Florida	23
2012	Mike Zunino	Florida	28
2013	Adam Frazier	Miss. State	20
2014	Dansby Swanson	Vanderbilt	27
2015	Dansby Swanson	Vanderbilt	24

STOLEN BASES

1961	Jake Gibbs	Ole Miss	18
1962	Donnie Kessinger	Ole Miss	20
1963	Tom Moore	Florida	17
1964	Donnie Kessinger	Ole Miss	18
1965	No Record		
1966	Charley Williams	Ole Miss	19
1967	No Record		
1968	John Shaw	Ole Miss	22
1969	John Shaw	Ole Miss	19
	Archie Manning	Ole Miss	19
1970	John Shaw	Ole Miss	28
1971	Jimmy Conn	Vanderbilt	30
1972	Mike Sonderegger	LSU	19
1973	Rick Duncan	Vanderbilt	22
1974	Ted Shipley	Vanderbilt	39
1975	Larry Wright	LSU	25
1976	Nick Belmonte	Florida	42
1977	Jimmy Sherrill	Kentucky	35
1978	Dom Fucci	Auburn	28
1979	Jim Watkins	Florida	37

THROUGH THE YEARS



MISSISSIPPI STATE • MISSOURI • SOUTH CAROLINA • TENNESSEE • TEXAS A&M • VANDERBILT

YEAR-BY-YEAR INDIVIDUAL LEADERS

1980	Rodney Bellamy Georgia	30	Rick Honeycutt Tennessee	65	1973	Ted Shipley Vanderbilt	44	
1981	David Fowke Alabama	50	Mike Kelley Miss. State	74	1974	Marvis Foley Kentucky	41	
1982	Charles De France Vanderbilt	39	Russ Aldrich Miss. State	73		Sonny Denniston Kentucky	41	
1983	Albie Scoggins Florida	22	1979	Mike Kelley Miss. State	94	1975	Rick Duncan Vanderbilt	46
	Kirk Hanson Ole Miss	22	1980	Scotti Madison Vanderbilt	81	1976	LeRoy Robbins Kentucky	47
1984	Joey Cora Vanderbilt	24	1981	Mark Gillaspie Miss. State	85	1977	Roger Holt Florida	60
	Rory Alonzo Florida	24	1982	Rick Fuentes Georgia	81	1978	Dom Fucci Auburn	58
1985	Joey Cora Vanderbilt	41	1983	David Magadan Alabama	114	1979	Mike Kelley Miss. State	74
1986	Ted Williams Alabama	44	1984	Rafael Palmeiro Miss. State	98	1980	Jeff Pyburn Georgia	54
1987	Rod Hartwig LSU	42	1985	Will Clark Miss. State	94	1981	Mark Gillaspie Miss. State	81
1988	Robert Fletcher Alabama	33	1986	Mike Twardoski Alabama	94	1982	David Jackson Georgia	61
1989	Mike Basse Tennessee	53	1987	Scott Bohlke Georgia	92	1983	Bret Elbin Alabama	88
1990	Mike Basse Tennessee	43	1988	Vince Castaldo Kentucky	86	1984	Rafael Palmeiro Miss. State	87
1991	Mike Basse Tennessee	49	1989	Wes Grisham LSU	106	1985	Will Clark Miss. State	75
1992	Jose Vasquez Tennessee	35	1990	Wes Grisham LSU	100	1986	Mike Twardoski Alabama	73
1993	Vegrin Hightower Vanderbilt	46	1991	Dave Majeski Florida	96	1987	Scott Bohlke Georgia	72
1994	Richie Wyman Tennessee	34	1992	Todd Walker LSU	100	1988	Billy White Kentucky	74
1995	Chad Green Kentucky	54	1993	Todd Walker LSU	109	1989	Jody Hurst Miss. State	79
1996	Chad Green Kentucky	55	1994	Jay Waggoner Auburn	119	1990	J.R. Showalter Georgia	75
1997	Clay Greene Tennessee	54	1995	Todd Helton Tennessee	105	1991	Lyle Mouton LSU	78
1998	Mike Curry S. Carolina	59	1996	Dax Norris Alabama	105	1992	Todd Walker LSU	72
1999	Brian Roberts S. Carolina	67	1997	Brandon Larson LSU	110	1993	Todd Walker LSU	85
2000	Stevie Daniel Tennessee	58	1998	Jeff Pickler Tennessee	109	1994	Todd Walker LSU	77
2001	Chris Burke Tennessee	49	1999	G.W. Keller Alabama	107	1995	Todd Helton Tennessee	86
2002	Drew Meyer S. Carolina	39	2000	Chris Burke Tennessee	109	1996	Nathan Dunn LSU	95
2003	Jordan Czarniecki Tennessee	32	2001	Chris Burke Tennessee	118	1997	Roberto Vaz Alabama	87
2004	Antoan Richardson Vanderbilt	32	2002	Drew Meyer S. Carolina	120		Eric Hinske Arkansas	87
2005	Eli Iorg Tennessee	27	2003	Brian Buscher S. Carolina	106	1998	Mike Curry S. Carolina	102
2006	Emeel Salem Alabama	36	2004	Warner Jones Vanderbilt	111	1999	G.W. Keller Alabama	85
2007	Andy Simunic Tennessee	29	2005	Brian Pettway Ole Miss	102	2000	Mike Fontenot LSU	93
2008	Dominic de la Osa Vanderbilt	27	2006	Joey Side Georgia	111	2001	Chris Burke Tennessee	105
2009	Jordan Henry Ole Miss	38	2007	Pedro Alvarez Vanderbilt	105	2002	Mark Kiger Florida	90
2010	Chris Bisson Kentucky	32	2008	Gordon Beckham Georgia	113	2003	Aaron Hill LSU	68
2011	Khayyan Norfolk Tennessee	29	2009	DJ LeMahieu LSU	96	2004	Ryan Klosterman Vanderbilt	72
	Mikie Mahtook LSU	29	2010	Josh Rutledge Alabama	107	2005	Chase Headley Tennessee	82
2012	Jay Gonzalez Auburn	30	2011	Mike Zunino Florida	98	2006	Chris Coghlan Ole Miss	75
2013	Tony Kemp Vanderbilt	34	2012	Raph Rhymes LSU	100	2007	Pedero Alvarez Vanderbilt	76
2014	Braxton Lee Ole Miss	30	2013	Adam Frazier Miss. State	107	2008	Gordon Beckham Georgia	97
2015	Andrew Bregman LSU	38	2014	Auston Bousfield Ole Miss	96	2009	Avery Barnes Florida	76
			2015	Dansby Swanson Vanderbilt	94	2010	Whit Merrifield S. Carolina	72

HITS

1960	Jake Gibbs Ole Miss	42
1961	John Bailey LSU	32
1962	Donnie Kessinger Ole Miss	41
1963	Wayne Meadows Miss. State	42
1964	Donnie Kessinger Ole Miss	56
1965	Mike Burns Miss. State	24
1966	Jimmy Yawn Ole Miss	28
1967	George Johnson Alabama	55
1968	Frank Baldasare Auburn	45
1969	Skip Lujack Florida	49
1970	Tonys Dobies Florida	51
1971	Jerry Reasonover Vanderbilt	70
1972	Steve Estep Vanderbilt	70
1973	Ted Shipley Vanderbilt	65
1974	Rick Duncan Vanderbilt	68
1975	Rick Duncan Vanderbilt	73
1976	Robbie Howard Tennessee	65
	Brad Bradshaw Tennessee	65

RUNS SCORED

1960	Jake Gibbs Ole Miss	28
1961	Jake Gibbs Ole Miss	31
1962	Tom Moore Florida	29
	Ken Hudgens Tennessee	29
1963	Carol Lanoux Florida	32
1964	Otis Bibb Auburn	30
1965	Del Unser Miss. State	19
1966	Ron Robinson Ole Miss	15
	Bob Lannom Tennessee	15
1967	George Johnson Alabama	32
1968	Richard Trapp Florida	27
1969	Archie Manning Ole Miss	35
1970	Archie Manning Ole Miss	33
	Sam Ewing Tennessee	33
1971	Phillip Stall Miss. State	42
	Steve Estep Vanderbilt	42
1972	Bill Winchester Vanderbilt	48

PITCHING-WINS

1960	Don Porter Ole Miss	7
	Denny Blomquist Ole Miss	7
	Larry Williams Ole Miss	7
1961	Allen Smith LSU	10
1962	Frank Montgomery Miss. State	9
1963	Joe Overton Auburn	8
1964	Jimmy Crysel Auburn	9
1965	Ken Tatum Miss. State	6
1966	Ken Tatum Miss. State	6
1967	Q.V. Lowe Auburn	15
1968	Glenn Pickren Florida	9
1969	Jim Courier Florida	11



THROUGH THE YEARS

ALABAMA • ARKANSAS • AUBURN • FLORIDA • GEORGIA • KENTUCKY • LSU • OLE MISS

YEAR-BY-YEAR INDIVIDUAL LEADERS

1970	Brantley Jones	Miss. State	9
1971	Mike Proffitt	Miss. State	11
1972	Jim Pittman	Ole Miss	8
	Randy Wiles	LSU	8
1973	Jeff Peeples	Vanderbilt	12
1974	Doug Corbett	Florida	12
1975	Pat Mook	LSU	10
1976	Paul Stefan	LSU	10
	Robert Hudson	Alabama	10
1977	Rich Zibilich	Ole Miss	11
1978	Ron Crum	Florida	8
	Jack Lozorko	Miss. State	8
	Peter Teixeira	Florida	8
	Bruce Maher	Miss. State	8
1979	Ken Kurtz	Miss. State	12
	Joe Georger	Kentucky	12
1980	Larry Mikesell	Florida	10
1981	Don Mundie	Miss. State	14
1982	Teddy Carson	Tennessee	11
	Rich Bombard	Florida	11
1983	Hans Herzog	Miss. State	12
1984	Jeff Brantley	Miss. State	13
1985	Jeff Brantley	Miss. State	18
1986	Stan Loewer	LSU	14
1987	Derek Lilliquist	Georgia	14
1988	Jeff Gibcumb	Florida	16
1989	Curtis Leskanic	LSU	15
1990	Paul Byrd	LSU	17
1991	Chad Ogea	LSU	14
1992	Lloyd Peever	LSU	14
1993	John Powell	Auburn	15
1994	R. A. Dickey	Tennessee	15
1995	Ryan Halla	Auburn	16
1996	John Kaufman	Florida	11
	Tim Young	Alabama	11
	Eddie Yarnall	LSU	11
1997	Tim Hudson	Auburn	15
1998	Hayden Gliemmo	Auburn	13
1999	Brent Schoening	Auburn	13
	Kurt Ainsworth	LSU	13
	Hayden Gliemmo	Auburn	13
2000	Kip Bouknight	S. Carolina	17
2001	Lane Mestepey	LSU	11
2002	Alex Hart	Florida	13
2003	David Marchbanks	S. Carolina	15
2004	Aaron Rawl	S. Carolina	13
2005	Luke Hochevar	Tennessee	15
2006	Wade LeBlanc	Alabama	11
	Craig Satterwhite	Ole Miss	11
2007	Casey Weathers	Vanderbilt	12
2008	Jared Bradford	LSU	10
2009	Louis Coleman	LSU	14
2010	Blake Cooper	S. Carolina	13
2011	Michael Roth	S. Carolina	14
2012	Kevin Gausman	LSU	12
2013	Tyler Beede	Vanderbilt	14
2014	Walker Buehler	Vanderbilt	12
	AJ Reed	Kentucky	12
2015	Carson Fulmer	Vanderbilt	14

EARNED RUN AVERAGE

1960	Guy Parker	Miss. State	2.84
1961	Allen Smith	LSU	1.34
1962	Frank Montgomery	Miss. State	0.81
1963	Joe Overton	Auburn	1.26
1964	Richie Prine	Ole Miss	1.10
1965	Mike Sharpe	Auburn	1.79
1966	Bruc Badier	LSU	0.88
1967	Mike Sills	Kentucky	1.08
1968	George Simmons	Auburn	1.25
1969	Mike Innes	Alabama	1.09
1970	Dennis Hall	Miss. State	0.63
1971	Jeff Peeples	Vanderbilt	1.56
1972	Jeff Peeples	Vanderbilt	1.30
1973	Butch Holmes	Miss. State	1.07
1974	Terry Leach	Auburn	1.30
1975	Ed McGraw	Kentucky	0.73
1976	Robert Hudson	Auburn	1.74
1977	Chuck Fore	Georgia	1.67
1978	Ron Crum	Florida	2.81
1979	Ken Kurtz	Miss. State	2.09
1980	Don Schneider	LSU	1.38
1981	Jeff Keener	Kentucky	0.51
1982	Bryan Farmer	Ole Miss	2.31
1983	Clay Daniel	Florida	2.26
1984	Byron Jefferson	Florida	2.02
1985	Gene Morgan	Miss. State	2.28
1986	Barry Manuel	LSU	2.37
1987	Gregg Olson	Auburn	1.27
1988	Gregg Olson	Auburn	2.00
1989	Dave Fleming	Georgia	2.08
1990	Jon Harden	Miss. State	2.21
1991	John Burke	Florida	2.25
1992	Jon Harden	Miss. State	1.94
1993	Brett Laxton	LSU	1.98
1994	Gary Rath	Miss. State	1.71
1995	Todd Helton	Tennessee	1.66
1996	Paul Rigdon	Florida	2.19
1997	Damon Yee	Vanderbilt	2.33
1998	Josh Fogg	Florida	2.03
1999	Hank Thoms	Miss. State	2.66
2000	Jamie Bennett	Tennessee	2.71
2001	Lance Cormier	Alabama	2.30
2002	Lane Mestepey	LSU	2.59
2003	Levale Speigner	Auburn	2.42
2004	Taylor Tankersley	Alabama	2.00
2005	Luke Hochaver	Tennessee	2.26
2006	Justin Pigott	Miss. State	1.66
2007	David Price	Vanderbilt	2.63
2008	Aaron Weatherford	Miss. State	0.85
2009	Louis Coleman	LSU	2.93
2010	Drew Pomeranz	Ole Miss	2.24
2011	Michael Roth	S. Carolina	1.06
2012	Chris Statton	Miss. State	2.38
2013	Ryan Stanek	Arkansas	1.39
2014	Aaron Nola	LSU	1.47
2015	Carson Fulmer	Vanderbilt	1.83

STRIKEOUTS

1960	Jerry Merriman	Miss. State	
1961	Sammy Ellis	Miss. State	73
1962	Frank Montgomery	Miss. State	102
1963	Frank Montgomery	Miss. State	86
1964	Charlie Anderson	Florida	75
1965	John Olagues	Tulane	96
1966	Ken Tatum	Miss. State	86
1967	Q.V. Lowe	Auburn	123
1968	Tony Smith	Auburn	81
1969	Elliott Jones	Vanderbilt	112
1970	Doug Wessel	Vanderbilt	97
	Mike Willis	Vanderbilt	97
1971	Doug Wessel	Vanderbilt	131
1972	Randy Wiles	LSU	116
1973	Jeff Peeples	Vanderbilt	113
1974	Rick Rhodes	Vanderbilt	73
1975	Paul Stefan	LSU	73
1976	Paul Stefan	LSU	83
1977	Bobby Sprowl	Alabama	118
1978	Bill Aldridge	Tennessee	76
1979	Ken Kurtz	Miss. State	100
1980	Jeff Keener	Kentucky	74
1981	Don Mundie	Miss. State	91
1982	Teddy Carson	Tennessee	64
1983	Cal Santarelli	LSU	91
1984	Jeff Brantley	Miss. State	115
1985	Jeff Brantley	Miss. State	136
1986	Mark Guthrie	LSU	122
1987	Derek Lilliquist	Georgia	190
1988	Russell Springer	LSU	156
1989	Ben McDonald	LSU	202
1990	Dave Fleming	Georgia	163
1991	Chad Ogea	LSU	140
1992	B.J. Wallace	Miss. State	145
1993	John Powell	Auburn	191
1994	Rob Bonanno	Florida	148
1995	Scott Schultz	LSU	150
1996	Eric DuBose	Miss. State	174
1997	Tim Hudson	Auburn	165
1998	Brad Wilkerson	Florida	136
1999	Kurt Ainsworth	LSU	157
2000	Kip Bouknight	S. Carolina	143
2001	Wyatt Allen	Tennessee	110
2002	Joseph Blanton	Kentucky	133
2003	Jeremy Soweres	Vanderbilt	123
2004	Matt Campbell	S. Carolina	145
2005	Luke Hochevar	Tennessee	154
2006	David Price	Vanderbilt	155
2007	David Price	Vanderbilt	194
2008	Scott Bittle	Ole Miss	130
2009	Anthony Renaudo	LSU	159
2010	Drew Pomeranz	Ole Miss	139
2011	Sonny Gray	Vanderbilt	132
2012	Kevin Gausman	LSU	135
2013	Aaron Nola	LSU	122
2014	Aaron Nola	LSU	134
2015	Carson Fulmer	Vanderbilt	167

THROUGH THE YEARS

MISSISSIPPI STATE • MISSOURI • SOUTH CAROLINA • TENNESSEE • TEXAS A&M • VANDERBILT



SEC STATISTICAL TEAM LEADERS

BATTING AVERAGE

1980	Georgia	.360
1981	Georgia	.327
1982	Georgia	.325
1983	Alabama	.333
1984	Georgia	.312
1985	Vanderbilt	.327
1986	Alabama	.314
1987	Georgia	.325
1988	Mississippi State	.324
1989	Mississippi State	.317
1990	LSU	.325
1991	Tennessee	.311
1992	South Carolina	.316
1993	Auburn	.315
1994	Auburn	.320
1995	Auburn	.310
1996	LSU	.318
1997	South Carolina	.341
	Auburn	.341
	Arkansas	.341
1998	Tennessee	.340
1999	Mississippi State	.335
2000	LSU	.340
2001	LSU	.318
2002	Florida	.346
2003	Florida	.320
2004	LSU	.333
2005	Tennessee	.331
2006	Ole Miss	.309
2007	Vanderbilt	.324
2008	Kentucky	.317
2009	Alabama	.330
2010	Auburn	.348
2011	Vanderbilt	.315
2012	Auburn	.304
2013	Vanderbilt	.313
2014	Kentucky	.299
2015	LSU	.314

HOME RUNS

1980	Georgia	74
1981	Mississippi State	77
1982	Auburn	57
1983	Mississippi State	72
1984	Mississippi State	83
1985	Georgia	88
1986	Alabama	95
1987	Georgia	102
1988	Mississippi State	73
1989	Mississippi State	96
1990	Georgia	86
1991	Kentucky	86
1992	South Carolina	83
1993	LSU	85
1994	Kentucky	110
1995	LSU	81
1996	LSU	131
1997	LSU	188
1998	LSU	157
1999	Alabama	120
2000	South Carolina	105

2001	South Carolina	110
2002	South Carolina	122
2003	LSU	85
2004	South Carolina	106
2005	Florida	85
2006	Kentucky	99
2007	South Carolina	113
2008	South Carolina	110
2009	South Carolina	109
	Georgia	109
2010	Auburn	131
2011	Florida	69
2012	Florida	75
2013	South Carolina	52
2014	Kentucky	60
2015	Texas A&M	70

RUNS BATTED IN

1980	Florida	411
1981	Mississippi State	458
1982	Georgia	383
1983	Mississippi State	461
1984	Mississippi State	461
1985	Mississippi State	444
1986	Alabama	427
1987	LSU	434
1988	Mississippi State	491
1989	Mississippi State	549
1990	LSU	515
1991	LSU	488
1992	South Carolina	455
1993	LSU	527
1994	Tennessee	466
1995	LSU	457
1996	LSU	583
1997	LSU	632
1998	Florida	545
1999	Alabama	555
2000	LSU	598
2001	LSU	514
2002	Florida	567
2003	LSU	477
2004	LSU	473
2005	Tennessee	487
2006	Georgia	457
2007	South Carolina	487
2008	LSU	488
2009	LSU	532
2010	Auburn	549
2011	Florida	421
2012	LSU	368
2013	Vanderbilt	418
2014	Kentucky	423
2015	Florida	445

TRIPLES

1980	Florida	29
1981	Alabama	18
	Mississippi State	18
1982	Florida	25
1983	Florida	25
1984	Alabama	19

1985	Mississippi State	19
1986	Auburn	22
1987	LSU	18
1988	LSU	19
1989	LSU	26
1990	LSU	27
1991	Ole Miss	34
1992	Arkansas	30
1993	LSU	37
1994	Arkansas	38
1995	Arkansas	34
1996	Arkansas	31
1997	Alabama	34
1998	Auburn	19
	Florida	19
	Alabama	19
1999	Alabama	31
2000	Tennessee	32
2001	Tennessee	24
2002	Florida	26
2003	Auburn	21
2004	Vanderbilt	26
2005	Kentucky	19
	Tennessee	19
2006	Georgia	27
2007	Kentucky	22
2008	LSU	28
2009	LSU	19
2010	LSU	24
2011	South Carolina	18
2012	Vanderbilt	19
	South Carolina	19
	Auburn	19
2013	Vanderbilt	17
	Texas A&M	17
2014	Tennessee	16
2015	Vanderbilt	28

DOUBLES

1980	Florida	115
1981	Florida	125
1982	Auburn	93
1983	Alabama	129
1984	Florida	117
1985	Mississippi State	135
1986	Mississippi State	135
1987	Georgia	140
1988	Mississippi State	145
1989	Mississippi State	157
1990	LSU	156
1991	LSU	138
1992	South Carolina	148
1993	LSU	152
1994	Kentucky	134
1995	Auburn	152
1996	Alabama	159
1997	Arkansas	168
1998	Auburn	165
1999	Alabama	161
2000	LSU	194
2001	Tennessee	137
2002	South Carolina	178



THROUGH THE YEARS

ALABAMA • ARKANSAS • AUBURN • FLORIDA • GEORGIA • KENTUCKY • LSU • OLE MISS

SEC STATISTICAL TEAM LEADERS

2003	LSU	147
2004	Tennessee	154
2005	Tennessee	157
2006	Kentucky	146
2007	Vanderbilt	158
2008	Kentucky	151
2009	LSU	142
	Alabama	142
2010	Vanderbilt	160
2011	Florida	143
2012	Kentucky	123
2013	LSU	128
2014	Vanderbilt	145
2015	Vanderbilt	152

STOLEN BASES

1980	Georgia	101
1981	Alabama	141
1982	Vanderbilt	101
1983	Mississippi State	86
1984	Florida	98
1985	Florida	112
1986	Tennessee	122
1987	LSU	156
1988	Alabama	70
1989	Vanderbilt	182
1990	Tennessee	159
1991	Tennessee	174
1992	Tennessee	137
1993	South Carolina	141
1994	Tennessee	136
1995	Tennessee	138
	Arkansas	138
1996	Kentucky	142
1997	Tennessee	116
1998	South Carolina	108
1999	South Carolina	143
2000	Tennessee	215
2001	Tennessee	160
2002	Georgia	95
2003	Tennessee	82
2004	Arkansas	111
2005	Tennessee	112
2006	Ole Miss	95
2007	Auburn	105
2008	Florida	109
2009	LSU	114
2010	Kentucky	119
2011	Arkansas	122
2012	Auburn	113
2013	Vanderbilt	139
2014	Vanderbilt	120
2015	LSU	130

HITS

1980	Florida	600
1981	Florida	643
1982	Florida	632
1983	Alabama	662
1984	Mississippi State	611
1985	Mississippi State	628
1986	LSU	696

1987	Georgia	698
1988	Mississippi State	717
1989	Mississippi State	778
1990	LSU	807
1991	Florida	712
1992	South Carolina	700
1993	LSU	737
1994	Auburn	744
1995	Tennessee	753
1996	Florida	771
1997	Alabama	860
1998	Auburn	789
1999	Alabama	827
2000	LSU	864
2001	LSU	754
2002	South Carolina	868
2003	LSU	777
2004	LSU	791
2005	Tennessee	788
2006	Georgia	786
2007	Vanderbilt	782
2008	Georgia	787
2009	LSU	783
2010	Auburn	816
2011	Florida	755
2012	Kentucky	641
2013	LSU	722
2014	Ole Miss	720
2015	LSU	762

RUNS SCORED

1980	Florida	463
1981	Mississippi State	515
1982	Florida	437
1983	Mississippi State	515
1984	Mississippi State	505
1985	Mississippi State	504
1986	LSU	542
1987	LSU	509
1988	Mississippi State	537
1989	Mississippi State	618
1990	LSU	587
1991	LSU	547
1992	South Carolina	531
1993	LSU	603
1994	Tennessee	532
1995	Tennessee	533
1996	LSU	648
1997	Alabama	679
1998	Florida	618
1999	Alabama	617
2000	LSU	652
2001	LSU	574
2002	Florida	633
2003	LSU	524
2004	LSU	515
2005	Tennessee	532
2006	Kentucky	500
2007	South Carolina	520
2008	LSU	538
2009	LSU	575
2010	Auburn	584
2011	Vanderbilt	459

2012	LSU	397
2013	Vanderbilt	459
2014	Kentucky	472
2015	Florida	489

EARNED RUN AVERAGE

1980	Mississippi State	3.33
1981	Mississippi State	4.21
1982	Ole Miss	3.84
1983	Florida	2.85
1984	Florida	3.55
1985	Mississippi State	3.34
1986	Tennessee	4.22
1987	LSU	3.07
1988	Auburn	3.13
1989	LSU	3.50
1990	Alabama	3.59
1991	Florida	3.30
1992	Mississippi State	3.22
1993	South Carolina	3.49
1994	Tennessee	2.98
1995	Ole Miss	3.36
1996	LSU	3.38
1997	Auburn	4.31
1998	LSU	4.38
1999	Mississippi State	4.08
2000	South Carolina	3.51
2001	South Carolina	3.44
2002	LSU	3.43
2003	Ole Miss	3.45
2004	Vanderbilt	3.34
2005	Vanderbilt	3.38
2006	Alabama	3.53
2007	Vanderbilt	3.55
2008	Kentucky	3.71
2009	LSU	4.01
2010	South Carolina	3.45
2011	Vanderbilt	2.44
2012	Mississippi State	2.58
2013	Arkansas	1.89
2014	South Carolina	2.43
2015	Vanderbilt	2.84

STRIKEOUTS

1980	Vanderbilt	262
1981	Alabama	387
1982	Florida	293
1983	Alabama	372
1984	Florida	456
1985	LSU	442
1986	Alabama	437
1987	LSU	552
1988	LSU	519
1989	LSU	621
1990	LSU	555
1991	LSU	626
1992	South Carolina	549
1993	Auburn	558
1994	Florida	552
1995	Tennessee	545
1996	LSU	633
1997	LSU	681

THROUGH THE YEARS

MISSISSIPPI STATE • MISSOURI • SOUTH CAROLINA • TENNESSEE • TEXAS A&M • VANDERBILT



SEC STATISTICAL TEAM LEADERS

1998	LSU	646	1992	Arkansas	.971	1986	Alabama	.514
1999	Alabama	.594	1993	Tennessee	.975	1987	Georgia	.542
2000	LSU	.574	1994	Tennessee	.977	1988	Mississippi State	.502
2001	South Carolina	.545	1995	LSU	.970	1989	Mississippi State	.508
2002	South Carolina	.587	1996	Alabama	.971	1990	LSU	.486
2003	LSU	.515	1997	Florida	.968	1991	Kentucky	.501
2004	South Carolina	.660	1998	South Carolina	.969	1992	South Carolina	.512
2005	Alabama	.569	1999	Mississippi State	.974	1993	LSU	.511
2006	Vanderbilt	.574	2000	Tennessee	.967	1994	Kentucky	.548
2007	Vanderbilt	.632	2001	Vanderbilt	.970	1995	LSU	.491
2008	Ole Miss	.624		South Carolina	.970	1996	LSU	.558
2009	LSU	.679	2002	South Carolina	.975	1997	Alabama	.622
2010	South Carolina	.625	2003	Mississippi State	.974	1998	Florida	.592
2011	Vanderbilt	.567	2004	Vanderbilt	.978	1999	Alabama	.569
2012	LSU	.572	2005	Ole Miss	.974	2000	LSU	.542
2013	Mississippi State	.588	2006	South Carolina	.978	2001	LSU	.508
2014	Vanderbilt	.636	2007	Ole Miss	.976	2002	Florida	.565
2015	Vanderbilt	.703	2008	South Carolina	.977	2003	Florida	.512

FIELDING PERCENTAGE

1980	Kentucky	.965
1981	Florida	.965
1982	Ole Miss	.957
1983	Alabama	.960
1984	Tennessee	.961
1985	Vanderbilt	.960
1986	Florida	.960
1987	Mississippi State	.966
1988	Florida	.968
1989	Georgia	.968
1990	Georgia	.968
1991	Tennessee	.964
	Ole Miss	.964

2010	Florida	.978
2011	Georgia	.974
2012	LSU	.980
2013	LSU	.980
2014	Mississippi State	.981
2015	Florida	.984

SLUGGING PERCENTAGE

1981	Florida	.499
1982	Auburn	.495
1983	Alabama	.521
1984	Alabama	.497
1985	Vanderbilt	.560

1992	Arkansas	.971	1986	Alabama	.514
1993	Tennessee	.975	1987	Georgia	.542
1994	Tennessee	.977	1988	Mississippi State	.502
1995	LSU	.970	1989	Mississippi State	.508
1996	Alabama	.971	1990	LSU	.486
1997	Florida	.968	1991	Kentucky	.501
1998	South Carolina	.969	1992	South Carolina	.512
1999	Mississippi State	.974	1993	LSU	.511
2000	Tennessee	.967	1994	Kentucky	.548
2001	Vanderbilt	.970	1995	LSU	.491
	South Carolina	.970	1996	LSU	.558
2002	South Carolina	.975	1997	Alabama	.622
2003	Mississippi State	.974	1998	Florida	.592
2004	Vanderbilt	.978	1999	Alabama	.569
2005	Ole Miss	.974	2000	LSU	.542
2006	South Carolina	.978	2001	LSU	.508
2007	Ole Miss	.976	2002	Florida	.565
2008	South Carolina	.977	2003	Florida	.512
2009	LSU	.974	2004	LSU	.506
	South Carolina	.974	2005	Tennessee	.498
2010	Florida	.978	2006	Kentucky	.523
2011	Georgia	.974	2007	South Carolina	.508
2012	LSU	.980	2008	Kentucky	.515
2013	LSU	.980	2009	Alabama	.566
2014	Mississippi State	.981	2010	Auburn	.591
2015	Florida	.984	2011	Florida	.460
			2012	Florida	.449
			2013	Vanderbilt	.439
			2014	Kentucky	.446
			2015	Texas A&M	.456

SEC - NCAA STATISTICAL CHAMPIONS

INDIVIDUAL

BATTING AVERAGE

Year	Player, Team	Avg.
1962	Ronnie Braddock, Georgia	.489
2012	Raph Rhymes, LSU	.431

RUNS PER GAME

Year	Player, Team	Avg.
1983	Bret Elbin, Alabama	1.63
2001	Chris Burke, Tennessee	1.57

DOUBLES PER GAME

Year	Player, Team	Avg.
1991	Doug Radziewicz, Georgia	0.54
(Also led nation in doubles with 31)		

TRIPLES PER GAME

Year	Player, Team	Avg.
1963	Carroll Minnick, Georgia	0.28
1965	Frank Fryer, Auburn	0.26

TRIPLES

Year	Player, Team	No.
1979	Mike Kelly, Miss. State	12*

HOME RUNS PER GAME

Year	Player, Team	Avg.
1969	Phil Garner, Tennessee	0.36
1973	Bobby Tucker, Tennessee	0.37

HOME RUNS

Year	Player, Team	No.
1981	Bruce Castoria, Miss. State	29*
1996	Eddy Furniss, LSU	26*
2005	Matt LaPorta, Florida	26
2008	Gordon Beckham, Georgia	28*
	Matt Clark, LSU	28*
2014	A.J. Reed, Kentucky	23
2015	Andrew Benintendi, Arkansas	20

RUNS BATTED IN

Year	Player, Team	No.
1993	Todd Walker, LSU	102
1996	Eddy Furniss, LSU	103

TOTAL BASES

Year	Player, Team	TB
1993	Todd Walker, LSU	214
2010	Hunter Morris, AU	202

STOLEN BASES

Year	Player, Team	SB
1997	Clay Greene, Tennessee	54

BASES ON BALLS

Year	Player, Team	No.
1987	Andy Galy, LSU	77*
1998	Brad Wilkerson, Florida	85
2002	Jeremy Brown, Alabama	69

BASES ON BALLS PER GAME

Year	Player, Team	Avg.
1998	Brad Wilkerson, Florida	1.33
(Also led nation in bases on balls with 85)		
2002	Jeremy Brown, Alabama	.105
(Also led nation with 69)		



THROUGH THE YEARS

ALABAMA • ARKANSAS • AUBURN • FLORIDA • GEORGIA • KENTUCKY • LSU • OLE MISS

SEC - NCAA STATISTICAL CHAMPIONS

TOUGHEST TO STRIKE OUT

Year	Player, Team	AB/SO	Avg.
1981	Larry Simcox, Ole Miss . . .	174/1	174.0#

LOWEST EARNED RUN AVERAGE

Year	Player, Team	ERA
1981	Jeff Keener, Kentucky	0.51
1988	Bobby Reed, Miss. State	1.09

STRIKEOUT RATIO

Year	Player, Team	IP/SO	Avg.
1977	Bob Sprowl, Alabama.	92.0/118	11.5
1981	Alan Dunn, Alabama	44.1/62	12.6
1994	John Powell, Auburn.	89.1/130	13.1
(Also led nation in strikeouts with 130)			
2008	Scott Bittle, Ole Miss.	70.2/130	16.5
2012	Aaron Nola, LSU		12.57

VICTORIES

Year	Player, Team	W-L
1994	R.A. Dickey, Tennessee	15-2
1997	Tim Hudson, Auburn	15-2*
2000	Kip Bouknight, S. Carolina	17-1
2005	Luke Hochevar, Tennessee	15-3
2011	Michael Roth, S. Carolina	14-3
2015	Carson Fulmer, Vanderbilt	14-2

SAVES

Year	Player, Team	SV
1983	Troy Brauchle, Alabama	12
1991	Ben Short, Alabama	14*
1991	Rick Greene, LSU	14*
2001	Lee Gronkiewicz, S. Carolina	19
2002	Blake Taylor, S. Carolina	16
2003	Steven Register, Auburn	16
2004	Chad Blackwell, S. Carolina	20
2008	Joshua Fields, Georgia	18
2011	Matt Price, S. Carolina	20

TEAM

BATTING AVERAGE

Year	Team	Avg.
1971	Auburn330

HITS

Year	Team	No.
1990	LSU	807
1997	Alabama	860
2011	Florida	755
2015	LSU	762

RUNS

Year	Team	No.
1993	LSU	603
1997	Alabama	679

HOME RUNS PER GAME

Year	Team	Avg.
1972	Kentucky	1.15
1994	Kentucky	1.93
(Also led nation in home runs with 110)		
1997	LSU	2.69#
(Also led nation in home runs with 188)		
1998	LSU	2.34
(Also led nation in home runs with 157)		
2010	Auburn	2.05
(Also led nation in home runs with 131)		

HOME RUNS

Year	Team	No.
1994	Kentucky	110
1996	LSU	131
1997	LSU	188#
1998	LSU	157
2010	Auburn	131
2012	Florida	75

SLUGGING PERCENTAGE

Year	Team	Pct.
1997	Alabama622
2010	Auburn591

TOTAL BASES

Year	Team	TB
1997	Alabama	1,571

STOLEN BASES

Year	Team	SB
1991	Tennessee	174

FIELDING PERCENTAGE

Year	Team	Pct.
1993	Tennessee975
1994	Tennessee977
1999	Mississippi State974
2002	South Carolina976
2015	Florida984

DOUBLE PLAYS PER GAME

Year	Team	Avg.
1975	Kentucky	1.37
1994	Tennessee	1.41
(Also led nation in double plays with 93)		

DOUBLE PLAYS

Year	Team	Avg.
1990	Georgia	85
1994	Tennessee	93
2012	Mississippi State	71

ATTENDANCE

AVERAGE ATTENDANCE

Year	Team	Avg.
1985	Miss. State	3,894
1987	Miss. State	3,536
1988	Miss. State	3,634
1989	Miss. State	4,476
1990	Miss. State	6,430
1996	LSU	5,816
1997	LSU	6,322
1998	LSU	6,646
1999	LSU	7,155
2000	LSU	7,356
2001	LSU	7,476
2002	LSU	7,532
2003	LSU	7,449
2004	LSU	7,802
2005	LSU	7,508
2006	LSU	7,320
2007	Arkansas	8,089
2008	LSU	7,590
2009	LSU	9,611
2010	LSU	10,673
2011	LSU	10,534
2012	LSU	10,736
2013	LSU	11,006#
2014	LSU	10,880
2015	LSU	10,799

TOTAL ATTENDANCE

Year	Team	Total
1990	Miss. State	199,330
1996	LSU	226,805
1997	LSU	252,864
1998	LSU	232,597
1999	LSU	271,888
2000	LSU	286,874
2001	LSU	276,622
2002	LSU	271,159
2003	LSU	245,813
2004	LSU	265,255
2005	LSU	270,300
2006	LSU	263,534
2007	LSU	256,537
2008	LSU	311,187
2009	LSU	394,068
2010	LSU	394,900
2011	LSU	400,295
2012	LSU	472,931
2013	LSU	473,298#
2014	LSU	424,321
2015	LSU	421,171

* - Tied for position

- NCAA Record

SECSPORTS.COM

RECORDS



BASEBALL



SEC RECORDS

ALABAMA • ARKANSAS • AUBURN • FLORIDA • GEORGIA • KENTUCKY • LSU • OLE MISS

INDIVIDUAL RECORDS

BATTING AVERAGE

GAME (Min. 6 at bats):

1.000 — J. T. Riddle, Kentucky vs. Niagara (6 for 6)	2014
— Adam Frazier, Miss. State vs. Virginia (6 for 6)	2013
— David Coffey, Georgia vs. Gardner Webb (6 for 6)	2003
— Kris Bennett, Tennessee vs. Georgia (CWS 6 for 6)	2001
— Chris Burke, Tennessee vs. Hawaii-Hilo (6 for 6)	2000
— Jeff Pickler, Tennessee vs. College of Charleston (6 for 6)	1998
— Kenderick Moore, Arkansas vs. Alabama (6 for 6)	1995
— Burke Masters, Miss. State vs. Florida State (6 for 6)	1990
— Larry Fielder, Tennessee vs. Georgia Tech (6 for 6)	1968
— Tommy Nichols, Ole Miss vs. Delta State (6 for 6)	1967
— Don Bell, Miss. State vs. Arkansas (6 for 6)	1966
— Ron Bertisch, Kentucky vs. Transylvania (6 for 6)	1959
— Terry Murphy, Miss. State vs. Vanderbilt (6 for 6)	1956
— Bobby Wilson, Ole Miss vs. Delta State (6 for 6)	1948
— Charley Connerly, Ole Miss vs. Millsaps (6 for 6)	1947

SEASON:

.525 — David Magadan, Alabama (114 for 217)	1983
.489 — Ronnie Braddock, Georgia (22 for 45)	1962
.469 — Ken Chapman, Alabama (30 for 64)	1959
.464 — Sam Ewing, Tennessee (45 for 97)	1970
.464 — Charley Trippi, Georgia (52 for 112)	1946
.459 — Hunter Bledsoe, Vanderbilt (95 for 207)	1999
.459 — Nat Showalter, Miss. State (67 for 146)	1977
.451 — Charley Conerly, Ole Miss (34 for 75)	1947

CAREER:

.439 — David Magadan, Alabama (268 for 610)	1981-83
.425 — Hunter Bledsoe, Vanderbilt (170 for 400)	1997-99
.411 — Sam Ewing, Tennessee (117 for 284)	1968-70
.411 — Ken Chapman, Alabama (85 for 207)	1959-61
.407 — Donnie Kessinger, Ole Miss (138 for 345)	1968-70
.404 — Chris Burke, Tennessee (314 for 777)	1999-01
.399 — Charley Connerly, Ole Miss (55 for 138)	1947-48
.397 — John Huffstetler, Tennessee (54 for 136)	1951-53
.396 — Todd Walker, LSU (310 for 783)	1992-94
.394 — Joe Stewart, Georgia (104 for 355)	1977-79

HOME RUNS

GAME:

4 — JJ Schwarz, Florida vs. Stetson	2015
4 — Bill Sandry, Kentucky vs. Eastern Kentucky	1982

SEASON:

40 — Brandon Larson, LSU (69 games)	1997
30 — Brad Cresse, LSU (69 games)	2000
29 — Yaron Peters, South Carolina (72 games)	2002
29 — Rafael Palmeiro, Miss. State (61 games)	1984
29 — Bruce Castoria, Miss. State (63 games)	1981
29 — Brad Cresse, LSU (63 games)	1998
28 — Kent Matthes, Alabama (58 games)	2009
28 — Gordon Beckham, Georgia (71 games)	2008
28 — Matt Clark, LSU (65 games)	2008
28 — Eddy Furniss, LSU (67 games)	1998
28 — Will Clark, Miss. State (61 games)	1984
27 — Trey McClure, LSU (67 games)	1998
27 — Doug Duke, Alabama (63 games)	1986
26 — Matt LaPorta, Florida (70 games)	2005
26 — Eddy Furniss, LSU (66 games)	1996
25 — Rich Poythress, Georgia (62 games)	2009
25 — Dustan Mohr, Alabama (68 games)	1997
25 — Gary Hymel, LSU (71 games)	1991
25 — Will Clark, Miss. State (65 games)	1985
24 — Sonny Cortez, Tennessee (52 games)	1998
24 — Ryan Lundquist, Arkansas (56 games)	1997
23 — AJ Reed, Kentucky (62 games)	2014
23 — Hunter Morris, Auburn (64 games)	2010
23 — Nick Ebert, South Carolina (63 games)	2009
23 — Justin Smoak, South Carolina (63 games)	2008
23 — Josh Morris, Georgia (67 games)	2006
23 — Quinn Stewart, LSU (59 games)	2006
23 — Ryan Shealy, Florida (65 games)	2002
23 — Brad Wilkerson, Florida (64 games)	1997
23 — Jeff Abbott, Kentucky (55 games)	1994
23 — Andy Osbolt, Georgia (53 games)	1998
23 — Brad Wilkerson, Florida (64 games)	1998

CAREER:

80 — Eddy Furniss, LSU (265 games)	1995-98
78 — Brad Cresse, LSU (236 games)	1997-00
74 — Matt LaPorta, Florida (215 games)	2004-07
67 — Rafael Palmeiro, Miss. State (183 games)	1983-85
62 — Justin Smoak, South Carolina (195 games)	2006-08
61 — Andy Phillips, Alabama (244 games)	1996-99
61 — Will Clark, Miss. State (175 games)	1983-85
59 — Trey McClure, LSU (234 games)	1996-99
59 — Josh Etheredge, Auburn (222 games)	1995-98
58 — Bruce Castoria, Miss. State (202 games)	1979-82
57 — Preston Tucker, Florida (265 games)	2009-12
57 — Danny Hamblin, Arkansas (246 games)	2004-07
56 — Blake Dean, LSU (258 games)	2007-10
56 — Ryan Lundquist, Arkansas (232 games)	1996-99
55 — Brad Wilkerson, Florida (195 games)	1996-98
53 — Gordon Beckham, Georgia (197 games)	2006-08
52 — Todd Walker, LSU (203 games)	1992-94
51 — Josh Morris, Georgia (190 games)	2004-06
51 — Jon Knott, Miss. State (228 games)	1998-01
50 — Ryan Patterson, LSU (190 games)	2003-05
50 — Todd Faulkner, Auburn (232 games)	1998-01
50 — Doug Duke, Alabama (128 games)	1984-86
50 — G.W. Keller, Alabama (201 games)	1997-99
49 — Brian Fletcher, Auburn (171 games)	2008-10
49 — Pedro Alvarez, Vanderbilt (170 games)	2006-08
49 — Frank Thomas, Auburn (178 games)	1987-89
49 — Albert Belle, LSU (184 games)	1985-87
49 — Scotti Madison, Vanderbilt (189 games)	1977-80
48 — Kent Matthes, Alabama (199 games)	2006-09
48 — Kyle Gordon, Ole Miss (193 games)	1984-87
47 — Mike Zunino, Florida (193 games)	2010-12
47 — Jake Smith, Alabama (216 games)	2007-10
47 — Dustan Mohr, Alabama (200 games)	1995-97
47 — Tracy Echols, Miss. State (237 games)	1986-87, 89-90
47 — Clinton Johnston, Vanderbilt (162 games)	1996-98
46 — Hunter Morris, Auburn (168 games)	2008-10
46 — Jeremy Brown, Alabama (251 games)	1999-02
46 — Blair Barbier, LSU (259 games)	1997-00
46 — Richard Lee, Miss. State (248 games)	1995-98

GRAND SLAMS

GAME:

2 — Zack Powers, Florida vs. Duke	2013
2 — Preston Tucker, Florida vs. UCF	2009
2 — Roger Miller, Georgia vs. Georgia College	1987
2 — Frank Baldasare, Auburn vs. Florida State	1968

SEASON:

6 — Mike Pitiisci, Alabama (53 games)	1984
4 — Bruce Castoria, Miss. State (63 games)	1981
4 — Brad Cresse, LSU (63 games)	1998

CAREER:

7 — Roger Miller, Georgia (230 games)	1986-99
6 — Mike Pitiisci, Alabama (53 games)	1984
6 — Jeff Pyburn, Georgia (128 games)	1978-80
6 — Josh Etheredge, Auburn (222 games)	1995-98

RUNS BATTED IN

INNING:

8 — Jeff Pyburn, Georgia vs. Westminster	1980
8 — Allen Trammell, Florida vs. Kentucky	1965

GAME:

11 — Preston Tucker, Florida vs. UCF	2009
11 — Jason Nappi, Mississippi State vs. UAB	2008
10 — JJ Schwarz, Florida vs. Stetson	2015
10 — Avery Barnes, Florida vs. Tennessee	2007
10 — Adam Davis, Florida vs. Tennessee	2005
10 — Joe Randa, Tennessee vs. Louisville	1991
10 — Roger Miller, Georgia vs. Georgia College	1987
10 — Rafael Palmeiro, Miss. State vs. Jackson State	1984
10 — Bob Berry, Auburn vs. Huntingdon	1982
10 — Bruce Castoria, Miss. State vs. UNLV	1981
10 — Frank Baldasare, Auburn vs. Florida State	1968
10 — Charley Conerly, Ole Miss vs. Millsaps	1947

SEC RECORDS



MISSISSIPPI STATE • MISSOURI • SOUTH CAROLINA • TENNESSEE • TEXAS A&M • VANDERBILT

SEASON:

118 — Brandon Larson, LSU (69 games)	1997
106 — Brad Cresse, LSU (69 games)	2000
103 — Todd Faulkner, Auburn (61 games)	2000
103 — Eddy Furniss, LSU (66 games)	1996
102 — Todd Walker, LSU (71 games)	1993
98 — Bruce Castoria, Miss. State (63 games)	1981
95 — Yaron Peters, South Carolina (72)	2002
95 — Tim Hudson, Auburn (66 games)	1997
95 — David Magadan, Alabama (56 games)	1983
94 — Rafael Palmeiro, Miss. State (61 games)	1984
93 — Will Clark, Miss. State (61 games)	1984
92 — Todd Helton, Tennessee (69 games)	1995
90 — Richard Lee, Miss. State (68 games)	1997
90 — Brad Cresse, LSU (63 games)	1998
90 — Josh Ethredge, Auburn (63 games)	1998
87 — Sonny Cortez, Tennessee (52 games)	1998
87 — Ryan Bordenick, South Carolina (56 games)	1997
86 — Rich Poythress, Georgia (62 games)	2009
86 — Gabe Gross, Auburn (61 games)	2000
86 — Casey Dunn, Auburn (65 games)	1999
85 — Preston Tucker, Florida (62 games)	2009
85 — Wes Grisham, LSU (72 games)	1989
85 — Richard Lee, Miss. State (65 games)	1998

CAREER:

308 — Eddy Furniss, LSU (265 games)	1995-98
269 — Josh Ethredge, Auburn (222 games)	1995-98
265 — Richard Lee, Miss. State (248 games)	1995-98
260 — Blake Dean, LSU (258 games)	2007-10
258 — Preston Tucker, Florida (265 games)	2009-12
257 — Brad Cresse, LSU (236 games)	1997-00
255 — Todd Faulkner, Auburn (216 games)	1998-01
246 — Todd Walker, LSU (203 games)	1992-94
239 — Rafael Palmeiro, Miss. State (183 games)	1983-85
238 — Todd Helton, Tennessee (199 games)	1993-95
233 — Ryan Lundquist, Arkansas (232 games)	1996-99
232 — Casey Dunn, Auburn (231 games)	1996-99
230 — Jeremy Brown, Alabama (251 games)	1999-02
226 — Andy Phillips, Alabama (244 games)	1996-99
226 — Roger Miller, Georgia (230 games)	1986-89
219 — Danny Hamblin, Arkansas (246 games)	2004-07
218 — Gabe Gross, Auburn (183 games)	1999-01
214 — Brad Wilkerson, Florida (195 games)	1996-98
213 — Bruce Castoria, Miss. State (202 games)	1979-82
207 — Justin Smoak, South Carolina (195 games)	2006-08
207 — Tommy Raffo, Miss. State (218 games)	1987-90

OFFICIAL TIMES AT BAT

INNING:

3 — Ben Harrison, Florida vs. Savannah State (3 hits)	2001
3 — Chip Rhea, Kentucky vs. Marshall (3 hits)	1996
3 — Joey Jackson, Vanderbilt vs. St. Joseph's (3 hits)	1986
3 — Vance Shulte, Vanderbilt vs. St. Joseph's (3 hits)	1986
3 — Jeff Pyburn, Georgia vs. Westminster (3 hits)	1980
3 — Allen Trammell, Florida vs. Kentucky (3 hits)	1965
3 — Jay Waggoner, Auburn vs. Troy State (3 hits)	1994
3 — Warren Morris, LSU vs. Georgia Tech (2 hits)	1996

GAME:

9 — Anthony Gomez, Vanderbilt vs. Louisville	2012
9 — Mark Gugino, South Carolina vs. Clemson (4 for 9)	1994
9 — John Fuller, Florida vs. Auburn	1972
8 — Logan Taylor, Texas A&M vs. TCU (2 for 8)	2015
8 — Chandler Avant, Alabama vs. LSU (1 for 8)	2015
8 — Scott Price, Tennessee vs. Morehead State (5 for 8)	2014
8 — Casey Turgeon, Florida vs. Missouri (3 for 8)	2013
8 — Adam Frazier, Miss. State vs. Missouri (3 for 8)	2013
8 — Alex Detz, Miss. State vs. Missouri (2 for 8)	2013
8 — Mario Garza, Florida vs. South Florida (4 for 8)	2003
8 — C.J. Smith, Florida vs. South Florida (3 for 8)	2003
8 — Justin Tordi, Florida vs. South Florida (5 for 8)	2003
8 — Steve Gendron, Miss. State vs. Georgia (1 for 8)	2003
8 — Garris Goncse, South Carolina vs. Arkansas (3 for 8)	2002
8 — Lance Jones, Ole Miss vs. Arizona	2001
8 — Burney Hutchinson, Ole Miss vs. Arizona	2001
8 — Justin Parker, Tennessee vs. Georgia State (4 for 8)	1999
8 — Jeff Baumtrog, Tennessee vs. Georgia State (5 for 8)	1999
8 — Dan Gorman, Tennessee vs. ETSU (3 for 8)	1988
8 — Stacy Stokes, South Carolina vs. Clemson (2 for 8)	1994
8 — John Farrell, Alabama vs. Miss. State (4 for 8)	1989
8 — Pat Monti, Alabama vs. Miss. State (3 for 8)	1989
8 — Burke Masters, Miss. State vs. Alabama (5 for 8)	1989

8 — Russell Whittenburg, Auburn vs. Arkansas (0 for 8)	1994
8 — Mike Killimett, Auburn vs. Arkansas (2 for 8)	1994
8 — Jay Waggoner, Auburn vs. Troy State (5 for 8)	1994
8 — Chris Wiggs, Florida vs. Miami, Fla. (2 for 8)	1995
8 — Dee Smithey, Alabama vs. Georgia Southern (3 for 8)	1984
8 — Allan Stallings, Alabama vs. Georgia Southern (4 for 8)	1984
8 — Andy Merchant, Auburn vs. Florida (6 for 8)	1972
8 — Bill Etheridge, Miss. State vs. Ole Miss (2 for 8)	1963
8 — Terry Childers, Georgia vs. Western Carolina (3 for 8)	1992
8 — Blaise Kozeniewski, Georgia vs. Western Carolina (5 for 8)	1992

SEASON:

334 — Drew Meyer, South Carolina (75 games)	2002
315 — Joey Side, Georgia (70)	2006
311 — Ryan Peisel, Georgia (71 games)	2008
304 — Adam Frazier, Miss. State (71 games)	2013
302 — Justin Harris, South Carolina (74 games)	2002
302 — David Eckstein, Florida (68 games)	1996
301 — Matt Olson, Georgia (70 games)	2008
298 — McKay Smith, Georgia (71 games)	1990
297 — Josh Rutledge, Alabama (67 games)	2010
296 — Whit Merrifield, South Carolina (70 games)	2010
296 — Steve Thomas, South Carolina (75 games)	2002
295 — David Tidwell, Alabama (69 games)	1997
294 — Adam Davis, Florida (71 games)	2005
294 — Brian Buscher, South Carolina (75 games)	2002
293 — Ryan Patterson, LSU (65 games)	2004
293 — Matt Whitley, Tennessee (70 games)	1995
292 — Mike Fontenot, LSU (69 games)	2000
291 — Jay Waggoner, Auburn (65 games)	1994
291 — Wes Grisham, LSU (72 games)	1989
290 — Rhett Wiseman, Vanderbilt (71 games)	2015
289 — Brandon Larson, LSU (69 games)	1997
288 — Dave Majeski, Florida (68 games)	1991
287 — Andy Neufeld, Georgia (69 games)	2001
287 — Brad Hawpe, LSU (69 games)	2000
287 — David Mitchell, Miss. State (71 games)	1990
286 — Austin Bousfield, Ole Miss (69 games)	2014
286 — Anthony Gomez, Vanderbilt (66 games)	2011
286 — Preston Tucker, Florida (72 games)	2011
286 — Gordon Beckham, Georgia (70 games)	2006
286 — Bryan Reynolds, Vanderbilt (72 games)	2015

CAREER:

1035 — Preston Tucker, Florida (265 games)	2009-12
1019 — Jason Williams, LSU (266 games)	1993-96
1000 — Blair Barbier, LSU (259 games)	1997-00
998 — Jeffery Rea, Miss. State (236 games)	2004-07
998 — Jay Waggoner, Auburn (246 games)	1992-95
994 — Steven Gendron, Miss. State (232 games)	2001-04
993 — Matthew Maniscalco, Miss. State (246 games)	2000-03
989 — Blake Dean, LSU (258 games)	2007-10
967 — Richard Lee, Miss. State (248 games)	1995-98
963 — Brent Boyd, Alabama (242 games)	1999-02
950 — Michael Campbell, South Carolina (255 games)	2003-06
948 — Eddy Furniss, LSU (265 games)	1995-98
941 — Josh Adams, Florida (253 games)	2008-11
941 — Mark Ellis, Florida (174 games)	1996-99
940 — Danny Hamblin, Arkansas (246 games)	2004-07
937 — Burke Masters, Miss. State (251 games)	1987-90
927 — Taylor Dugas, Alabama (241 games)	2009-12
919 — Travis Chapman, Miss. State (248 games)	1997-00
917 — Brandon Moore, Auburn (242 games)	1991-94
910 — Jeremy Brown, Alabama (251 games)	1999-02
905 — Casey Dunn, Auburn (231 games)	1996-99
905 — Andy Phillips, Alabama (244 games)	1996-99
901 — Chad Wandall, Auburn (245 games)	1996-99
900 — Joe Caruso, Alabama (242 games)	1994-97
900 — Tookie Johnson, LSU (255 games)	1988-91

HITS

GAME:

6 — J.T. Riddle, Kentucky vs. Niagara	2014
6 — Adam Frazier, Miss. State vs. Virginia	2013
6 — Tyler Johnstone, Auburn vs. Elon	2005
6 — David Coffey, Georgia vs. Gardner Webb	2003
6 — Kris Bennett, Tennessee vs. Georgia (CWS)	2001
6 — Chris Burke, Tennessee vs. Hawaii-Hilo	2000
6 — Andy Merchant, Auburn vs. Florida	1972
6 — Burke Masters, Miss. State vs. Florida State	1990
6 — Tracy Echols, Miss. State vs. Kentucky	1989
6 — Larry Fielder, Tennessee vs. Georgia Tech	1968
6 — Tommy Nichols, Ole Miss vs. Delta State	1967



SEC RECORDS

ALABAMA • ARKANSAS • AUBURN • FLORIDA • GEORGIA • KENTUCKY • LSU • OLE MISS

6 — Don Bell, Miss. State vs. Arkansas	1966
6 — Ron Bertsch, Kentucky vs. Transylvania	1959
6 — Ralph Greenbaun, Vanderbilt vs. Middle Tennessee State	1957
6 — Terry Murphy, Miss. State vs. Vanderbilt	1956
6 — Bobby Wilson, Ole Miss vs. Delta State	1948
6 — Charley Conerly, Ole Miss vs. Millsaps	1947
6 — Kendrick Moore, Arkansas vs. Alabama	1995
6 — Ryan Bordenick, South Carolina vs. Clemson	1997
6 — Mike Curry, South Carolina vs. Western Carolina	1997
6 — Jason McConnell, Arkansas vs. Vanderbilt	1997
6 — Jeremy Jackson, Arkansas vs. Northeastern State	1997
6 — Jeff Pickler, Tennessee vs. College of Charleston	1998

SEASON:

120 — Drew Meyer, South Carolina (334 at bats)	2002
119 — Jay Waggoner, Auburn (291 at bats)	1994
118 — Chris Burke, Tennessee (271 at bats)	2001
114 — David Magadan, Alabama (217 at bats)	1983
113 — Gordon Beckham (275 at bats)	2008
111 — Joey Side, Georgia (315 at bats)	2006
111 — Warner Jones, Vanderbilt (268 at bats)	2004
110 — Brandon Larson, LSU (289 at bats)	1997
109 — Chris Burke, Tennessee (272 at bats)	2000
109 — Todd Walker, LSU (276 at bats)	1993
109 — Jeff Pickler, Tennessee (245 at bats)	1998
108 — Chaz Lytle, Georgia (279 at bats)	2002
108 — Tim Hudson, Auburn (273 at bats)	1997
107 — Adam Frazier, Miss. State (304 at bats)	2013
107 — G.W. Keller, Alabama (270 at bats)	1999
107 — Josh Rutledge, Alabama (297 at bats)	2010
106 — Ryan Peisel (311 at bats)	2008
106 — J.C. Holt, LSU (270 at bats)	2004
106 — Brian Buscher, South Carolina (270 at bats)	2003
106 — Yaron Peters, South Carolina (281 at bats)	2002
106 — Brad Cresse, LSU (273 at bats)	2000
106 — Wes Grisham, LSU (291 at bats)	1989
105 — Hunter Morris, Auburn (272 at bats)	2010
105 — Pedro Alvarez, Vanderbilt (272 at bats)	2007
105 — Steve Thomas, South Carolina (296 at bats)	2002
105 — Todd Faulkner, Auburn (61 games)	2000
105 — Dax Norris, Alabama (284 at bats)	1996
105 — Todd Helton, Tennessee (258 at bats)	1998
105 — Scott Pratt, Auburn (258 at bats)	1998
104 — Alex Bregman, LSU	2013
104 — Ryan Flaherty, Vanderbilt (272 at bats)	2007
104 — Mark Kiger, Florida (258 at bats)	2002
104 — Pat Osborn, Florida (251 at bats)	2002
104 — Brad Hawpe, LSU (287 at bats)	2000
104 — Mike Curry, South Carolina (260 at bats)	1998
103 — Kurt Keene, Florida (282 at bats)	2000
103 — Mike Fontenot, LSU (292 at bats)	2000
103 — Brian Wiese, Miss. State (250 at bats)	1998
103 — Adam Sullivan, Auburn (260 at bats)	1997
103 — Andy Phillips, Alabama (259 at bats)	1999
102 — Josh Rutledge, Alabama (67 games)	2010
102 — Zack Cox, Arkansas (102 hits in 238 at bats)	2010
102 — Sean Barker, LSU (267 at bats)	2002
102 — Jeff Keppinger, Georgia (262 at bats)	2001
102 — Gabe Gross, Auburn (61 games)	2000
102 — Casey Dunn, Auburn (269 at bats)	1999
102 — Mailon Kent, Auburn (269 at bats)	1999
102 — David Eckstein, Florida (302 at bats)	1996
102 — Joe Caruso, Alabama (278 at bats)	1996
102 — Jeff Abbott, Kentucky (229 at bats)	1994
102 — Tommy Roffo, Miss. State (266 at bats)	1989
102 — Roberto Vaz, Alabama (255 at bats)	1997
102 — Andy Phillips, Alabama (279 at bats)	1997
101 — Emeel Salem, Alabama (284 at bats)	2006
101 — Brad Henderson, Ole Miss (260 at bats)	1999
101 — Todd Walker, LSU (257 at bats)	1994
101 — David Tidwell, Alabama (295 at bats)	1997
100 — Raph Rhymes, LSU (232 at bats)	2012
100 — Jeff Corsaletti, Florida (279 at bats)	2005
100 — Ryan Patterson, LSU (293 at bats)	2004
100 — Richard Lee, Miss. State (276 at bats)	1997
100 — Todd Walker, LSU (250 at bats)	1992
100 — Wes Grisham, LSU (278 at bats)	1990
100 — Adam Everett, South Carolina (267 at bats)	1998

CAREER:

352 — Eddy Furniss, LSU (948 at bats)	1995-98
341 — Preston Tucker, Florida (265 games)	2009-12
341 — Jay Waggoner, Auburn (998 at bats)	1992-95
335 — Jeffery Rea, Miss. State (998 at bats)	2004-07
334 — Taylor Dugas, Alabama (927 at bats)	2009-12

332 — Blake Dean, LSU (989 at bats)	2007-10
328 — Richard Lee, Miss. State (967 at bats)	1995-98
327 — Travis Chapman, Miss. State (919 at bats)	1997-00
327 — Jason Williams, LSU (1019 at bats)	1993-96
322 — Andy Phillips, Alabama (244 games)	1996-99
319 — Mark Ellis, Florida (941 at bats)	1996-99
316 — Steve Gendron, Mississippi State (242 games)	2001-04
313 — Brent Boyd, Alabama (963 at bats)	1999-02
314 — Chris Burke, Tennessee (777 at bats)	1999-01
310 — Todd Walker, LSU (713 at bats)	1992-94
309 — Mailon Kent, Auburn (232 games)	1998-01
309 — Joe Caruso, Alabama (900 at bats)	1994-97
307 — Jeremy Brown, Alabama (910 at bats)	1999-02
307 — Blair Barbier, LSU (1000 at bats)	1997-00
307 — Casey Dunn, Auburn (231 games)	1996-99
304 — Brandon Moore, Auburn (917 at bats)	1991-94
303 — Todd Faulkner, Auburn (216 games)	1998-01
300 — Dominic de la Osa, Vanderbilt (243 games)	2005-08

DOUBLES

2 — Vickash Ramjit, Florida vs. South Carolina	2013
2 — Beau Hearod, Alabama vs. UAB	2003
2 — Michael Brown, Miss. State vs. Ole Miss	2001
2 — Jay Tedesco, Kentucky vs. Marshall	1996
2 — Jay Waggoner, Auburn vs. Troy State	1994
2 — Jon Shave, Miss. State vs. Georgia Southern	1990
2 — Billy Minnis, Florida vs. Alabama	1989
2 — Chuck Rouse, Ole Miss vs. Southern Illinois	1982
2 — Charles DeFrance, Vanderbilt vs. Georgia	1981
2 — David Nenad, Vanderbilt vs. Florida	1980
2 — Ronnie Russell, Ole Miss vs. Delta State	1979
2 — Allen Trammell, Florida vs. Kentucky	1965

GAME:

4 — Lee Mitchell, Georgia vs. Coastal Carolina	2002
4 — Matt Kata, Vanderbilt vs. Alabama	1998
4 — Rodney Nye, Arkansas vs. Louisiana Tech	1998
4 — David Eckstein, Florida vs. Bethune-Cookman	1996
4 — Jeffrey Johnson, Ole Miss vs. South Carolina	1995
4 — Mick Kerns, Alabama vs. Auburn (1st game)	1991
4 — Junior Rodgers, Ole Miss vs. Livingston	1985
4 — Ken Dempsey, Auburn vs. Georgia	1981

SEASON:

36 — Brad Hawpe, LSU (69 games)	2000
31 — Doug Radziewicz, Georgia (58 games)	1991
31 — David Magadan, Alabama (58 games)	1983
30 — Jeff Pickler, Tennessee (55 games)	1998
29 — Scott Schroeffel, Tennessee (63 games)	1996
28 — Mike Zunino, Florida (66 games)	2012
27 — Dansby Swanson, Vanderbilt (72 games)	2014
27 — Warner Jones, Vanderbilt (64 games)	2004
27 — Adam Pavkovich, Alabama (62 games)	2003
27 — Aaron Hill, LSU (68 games)	2003
27 — Matt Erickson, Arkansas (56 games)	1997
27 — Pete Young, Miss. State (67 games)	1989
27 — Vince Castaldo, Kentucky (63 games)	1988
27 — Todd Helton, Tennessee (69 games)	1995
27 — Eddy Furniss, LSU (67 games)	1998
27 — Eric Hinske, Arkansas (58 games)	1998
27 — Todd Faulkner, Auburn (61 games)	2000
26 — Mitch Moreland, Miss. State (60 games)	2007
26 — Steve Thomas, South Carolina (75 games)	2002
26 — Adam Swann, Georgia (69 games)	2001
26 — Gabe Gross, Auburn (61 games)	2000
26 — Chris Burke, Tennessee (63 games)	1999
26 — Josh Adee, Vanderbilt (51 games)	1997
26 — Adam Piatt, Miss. State (61 games)	1996
26 — Russ Johnson, LSU (66 games)	1994
26 — Wes Grisham, LSU (72 games)	1989
26 — Chris Burke, Tennessee (63 games)	2000

CAREER:

87 — Eddy Furniss, LSU (265 games)	1995-98
80 — Doug Radziewicz, Georgia (242 games)	1988-91
72 — Chris Burke, Tennessee (186 games)	1999-01
71 — Todd Faulkner, Auburn (216 games)	1998-01
71 — Travis Chapman, Miss. State (248 games)	1997-00
70 — Preston Tucker, Florida (265 games)	2009-12
69 — Adam Swann, Georgia (215 games)	1999-02
68 — Gabe Gross, Auburn (183 games)	1999-01
68 — Ryan Lundquist, Arkansas (232 games)	1996-99

SEC RECORDS



MISSISSIPPI STATE • MISSOURI • SOUTH CAROLINA • TENNESSEE • TEXAS A&M • VANDERBILT

67 — Taylor Dugas, Alabama (241 games)	2009-12
66 — Ryan Patterson, LSU (190 games)	2002-05
66 — Richard Lee, Miss. State (248 games)	1995-98
65 — J.R. Showalter, Georgia (190 games)	1988-90
65 — Mike Botkin, Kentucky (203 games)	1979-82
65 — Todd Helton, Tennessee (199 games)	1993-95
64 — David Magadan, Alabama (162 games)	1981-83
63 — Kyle Farmer, Georgia (212 games)	2010-13
63 — Blake Dean, LSU (258 games)	2007-10
63 — Dominic de la Osa, Vanderbilt (243 games)	2005-08
63 — Brent Boyd, Alabama (242 games)	1999-02
63 — Andy Phillips, Alabama (244 games)	1996-99

27 — Greg Thomas, Vanderbilt	1991
27 — David Magadan, Alabama	1981
27 — Condredge Holloway, Tennessee	1975
26 — Mark Thornhill, Georgia	2001
26 — Eddy Furniss, LSU	1998
26 — Brad Wilkerson, Florida	1997
26 — Jeff Pickler, Tennessee	1998

GAMES (Consecutive Seasons):

36 — Ryan Flaherty, Vanderbilt	2006-07
32 — Warner Jones, Vanderbilt	2003-04
31 — Rex Buckner, Miss. State	1992-93

CONSECUTIVE AT BATS:

11 — Mick Kerns, Alabama	1991
10 — Mason Katz, LSU	2012
10 — Craig Gentry, Arkansas	2005
10 — Drew Rogers, Ole Miss	2002
10 — Mike Basse, Tennessee	1991

RUNS SCORED

INNING:

3 — Ben Harrison, Florida vs. Savannah State	2001
3 — Tim Lanier, LSU vs. Georgia Tech	1996
3 — Joey Jackson, Vanderbilt vs. St. Joseph's	1986
3 — Allen Trammell, Florida vs. Kentucky	1965

GAME:

7 — Mario Garza, Florida vs. Siena	2002
6 — Brian Reimsnyder, Florida vs. Alabama	1989
6 — Andy Burns, Kentucky vs. Mississippi State	2009
6 — Adam Davis, Florida vs. Notre Dame	2005
6 — Jonathan Tucker, Florida vs. Hofstra	2003
6 — Mario Garza, Florida vs. Florida Atlantic	2003
6 — Jeremy Jackson, Arkansas vs. Northeastern State	1997
6 — Adam Everett, South Carolina vs. Clemson	1997
6 — Derick Urquhart, South Carolina vs. Clemson	1997
6 — Ryan Bordenick, South Carolina vs. Clemson	1997
6 — Craig Shipley, Alabama vs. Georgia Southern	1984
6 — David Jackson, Georgia vs. Tennessee Temple	1982
6 — Terry Murphy, Miss. State vs. Vanderbilt	1956

SEASON:

105 — Chris Burke, Tennessee (67 games)	2001
102 — Mike Curry, South Carolina (62 games)	1998
97 — Gordon Beckham, Georgia (71 games)	2008
95 — Nathan Dunn, LSU (66 games)	1996
93 — Mike Fontenot, LSU (69 games)	2000
90 — Mark Kiger, Florida (65 games)	2002
88 — Brett Elbin, Alabama (54 games)	1983
87 — Drew Meyer, South Carolina (75 games)	2002
87 — Roberto Vaz, Alabama (63 games)	1997
87 — Eric Hinske, Arkansas (56 games)	1997
87 — Rafael Palmeiro, Miss. State (61 games)	1984
86 — Brad Wilkerson, Florida (64 games)	1998
86 — David Tidwell, Alabama (69 games)	1997
86 — Matt Erickson, Arkansas (56 games)	1997
86 — Todd Helton, Tennessee (69 games)	1995
85 — G.W. Keller, Alabama (69 games)	1999
85 — David Eckstein, Florida (64 games)	1997
85 — Todd Walker, LSU (71 games)	1993
85 — Eddy Furniss, LSU (67 games)	1998
83 — Gabe Gross, Auburn (61 games)	2000
83 — Ryan Lundquist, Arkansas (56 games)	1997
83 — Russ Johnson, LSU (71 games)	1993

CAREER:

270 — Jason Williams, LSU (266 games)	1993-96
261 — Eddy Furniss, LSU (265 games)	1995-98
260 — Blair Barbier, LSU (259 games)	1997-00
244 — Jeremy Brown, Alabama (251 games)	1999-02
241 — Ryan Lundquist, Arkansas (232 games)	1996-99
240 — Mark Ellis, Florida (224 games)	1996-99
239 — Brad Wilkerson, Florida (195 games)	1996-98
234 — Todd Walker, LSU (203 games)	1992-94
233 — Brent Boyd, Alabama (242 games)	1999-02
232 — Taylor Dugas, Alabama (241 games)	2009-12
232 — Mailon Kent, Auburn (216 games)	1998-01
232 — Dan Van Cleve, Miss. State (219 games)	1982-85
227 — Burke Masters, Miss. State (251 games)	1987-90
224 — Chris Burke, Tennessee (186 games)	1999-01
224 — Rafael Palmeiro, Miss. State (183 games)	1983-85
223 — Blake Dean, LSU (258 games)	2007-10

TRIPLES

GAME:

3 — Michael Rosemond, Ole Miss vs. New Orleans	1999
3 — Stuart Driscoll, Tennessee vs. Carson-Newman	1971
3 — Ken Chapman, Alabama vs. Samford	1960
3 — Maury Hurt, Florida vs. Tennessee	1956
3 — Haywood Sullivan, Florida vs. Georgia Tech	1951

SEASON:

12 — Mike Kelley, Miss. State (60 games)	1979
11 — Chris Burke, Tennessee (67 games)	2001
11 — Brian Duva, Florida (58 games)	1993
11 — Todd Walker, LSU (71 games)	1993
11 — Rob Teegarden, Florida (60 games)	1979
10 — Trey Gainous, Auburn (55 games)	1986
9 — Joey Side, Georgia (70 games)	2006
9 — Roberto Vaz, Alabama (63 games)	1997
9 — Bob Hughes, Arkansas (57 games)	1994
8 — Tony Kemp, Vanderbilt (63 games)	2012
8 — Justin Henry, Ole Miss (65 games)	2007
8 — Ryan Klosterman, Vanderbilt (63 games)	2004
8 — Shane Kelly, Miss. State (60 games)	2000
8 — Justin Parker, Tennessee (63 games)	2000
8 — Jeremy Jackson, Arkansas (56 games)	1997
8 — Kevin Kessinger, Ole Miss (54 games)	1991
8 — Tommy Keyes, Ole Miss (33 games)	1963
8 — Sonny Saye, Georgia (27 games)	1955
8 — Roger Sigler, LSU (19 games)	1954
8 — Dick Ramsey, Kentucky (25 games)	1949

CAREER:

21 — Brian Duva, Florida (241 games)	1991-94
20 — Rock Wilson, Auburn (213 games)	1984-87
20 — Mike Kelley, Miss. State (190 games)	1976-79
20 — Ty Bilderback, Arkansas (205 games)	1992-95
18 — Taylor Dugas, Alabama (241 games)	2009-12
17 — Chris Burke, Tennessee (186 games)	1999-01
16 — Clete Thomas, Auburn (179 games)	2003-05
15 — Tony Kemp, Vanderbilt (28 games)	2011-12
15 — Jason McConnell, Arkansas (153 games)	1995-97
15 — Allen Williams, Arkansas (172 games)	1992-94
15 — Todd Walker, LSU (203 games)	1992-94
15 — Nick Morrow, Vanderbilt (219 games)	1991-94
15 — Trey Gainous, Auburn (154 games)	1985-87
15 — Rob Teegarden, Florida (108 games)	1978-79
15 — Chuck Long, Kentucky (180 games)	1976-79
14 — Justin Henry, Ole Miss (186 games)	2005-07
14 — Alex Presley, Ole Miss (185 games)	2004-06
14 — Joey Side, Georgia (187 games)	2004-06
14 — Burney Hutchinson, Ole Miss (214 games)	1999-02
14 — Justin Parker, Tennessee (218 games)	1998-01
14 — Kevin Kessinger, Ole Miss (209 games)	1989-92
14 — Nate Riddley, Ole Miss (193 games)	1989-92
14 — Ted Milton, Miss. State (151 games)	1969-72

HITTING STREAK

GAMES (Single Season):

36 — Andy Phillips, Alabama	1999
35 — Ryan Flaherty, Vanderbilt	2007
33 — Todd Walker, LSU	1993
32 — Roberto Vaz, Alabama	1997
31 — Casey Dunn, Auburn	1997
30 — Thomas Berkery, Mississippi State	2006
29 — Tim Olson, Florida	2000
28 — Josh Hudson, Georgia	1999
28 — Scott Pratt, Auburn	1998
27 — Justin Fradejas, Auburn	2010
27 — Ron Brown, Miss. State	1993



SEC RECORDS

ALABAMA • ARKANSAS • AUBURN • FLORIDA • GEORGIA • KENTUCKY • LSU • OLE MISS

223 — Derick Urquhart, South Carolina (217 games)	1995-98
223 — Nick Morrow, Vanderbilt (219 games)	1991-94
222 — Andy Phillips, Alabama (244 games)	1996-99
222 — David Eckstein, Florida (199 games)	1994-97
221 — Travis Chapman, Miss. State (248 games)	1997-00
220 — Matt den Dekker, Florida (234 games)	2007-10
219 — Richard Lee, Miss. State (248 games)	1995-98
216 — Russ Johnson, LSU (200 games)	1992-94
215 — Mike Curry, South Carolina (172 games)	1996-98
214 — G.W. Keller, Alabama (201 games)	1997-99
212 — Mark Kiger, Florida (180 games)	2000-02
212 — Drew Meyer, South Carolina (209 games)	2000-02
212 — Jack Welsh, Arkansas (22 games)	1997-00

TOTAL BASES

INNING:

8 — Blake Dean, LSU vs. Tulane (2 HR)	2009
8 — Ryan Schimpf, LSU vs. Tulane (2 HR)	2009
8 — Kavin Mellilo, South Carolina vs. Charleston Southern (2HR)	2004
8 — Garris Gonc, South Carolina vs. Ole Miss (2 HR)	2002
8 — Matt Goss, Florida vs. Ole Miss (2 HR)	2002
8 — Ryan Shealy, Florida vs. Ole Miss (2 HR)	2002
8 — Mike Dezenzo, South Carolina vs. Charleston Southern (2 HR)	1993
8 — Frank Velleggia, Alabama vs. Columbus (2 HR)	1983
8 — Allen Trammell, Florida vs. Kentucky (HR, 2 2B)	1965

GAME:

18 — JJ Schwarz, Florida vs. Stetson	2015
16 — Bill Sandry, Kentucky vs. Eastern Kentucky	1982
16 — Eddy Furniss, LSU vs. Auburn	1998
15 — Ryan Duffy, Mississippi State vs. Jackson State	2010
15 — Ryan Lundquist, Arkansas vs. Central Missouri State	1997
14 — 15 times (Last: Tyler Thompson, Florida vs. Florida Atlantic)	2010

SEASON:

250 — Brandon Larson, LSU (69 games)	1997
221 — Gordon Beckham, Georgia (71 games)	2008
221 — Chris Burke, Tennessee (67 games)	2001
217 — Brad Cresse, LSU (69 games)	2000
215 — Yaron Peters, South Carolina (75 games)	2002
214 — Todd Walker, LSU (71 games)	1993
212 — Eddy Furniss, LSU (67 games)	1998
209 — Rafael Palmeiro, Miss. State (61 games)	1984
203 — Andy Phillips, Alabama (64 games)	1999
203 — Jeff Abbott, Kentucky (55 games)	1994
202 — Hunter Morris, Auburn (64 games)	2010
203 — Roberto Vaz, Alabama (63 games)	1997
201 — Wes Grisham, LSU (72 games)	1989
200 — Todd Helton, Tennessee (69 games)	1995
198 — Todd Faulkner, Auburn (61 games)	2000
191 — Will Clark, Miss. State (65 games)	1985
190 — Ryan Lundquist, Arkansas (56 games)	1997
190 — Eddy Furniss, LSU (66 games)	1996
188 — Joey Side, Georgia (70 games)	2006
186 — Pedro Alvarez, Vanderbilt (67 games)	2007
186 — Ryan Shealy, Florida (65 games)	2002
185 — Matt LaPorta, Florida (70 games)	2005
185 — Tommy Raffo, Miss. State (68 games)	1989
184 — Mike Koerner, LSU (69 games)	1997
183 — Tim Hudson, Auburn (66 games)	1997

CAREER:

689 — Eddy Furniss, LSU (265 games)	1995-98
596 — Preston Tucker, Florida (265 games)	2009-12
590 — Andy Phillips, Alabama (244 games)	1996-99
575 — Blake Dean, LSU (258 games)	2007-10
557 — Todd Walker, LSU (203 games)	1992-94
556 — Brad Cresse, LSU (236 games)	1997-00
544 — Richard Lee, Miss. State (248 games)	1995-98
538 — Ryan Lundquist, Arkansas (232 games)	1996-99
532 — Todd Faulkner, Auburn (216 games)	1998-01
530 — Rafael Palmeiro, Miss. State (183 games)	1983-85
522 — Danny Hamblin, Arkansas (246 games)	2004-07
517 — Blair Barbier, LSU (259 games)	1997-00
515 — Dominic de la Osa, Vanderbilt (243 games)	2005-08
514 — J.R. Showalter, Georgia (190 games)	1988-90
511 — Jeremy Brown, Alabama (251 games)	1999-02
510 — Ryan Patterson, LSU (190 games)	2003-05
509 — G.W. Keller, Alabama (201 games)	1997-99
500 — Mark Ellis, Florida (174 games)	1996-99

STOLEN BASES

GAME:

6 — Clay Greene, Tennessee vs. Middle Tennessee	1997
6 — Tom Moore, Florida vs. Georgia	1962
5 — Scott Bridges, Arkansas vs. Louisiana Tech	2005
5 — Boomer Whipple, Vanderbilt vs. W. Kentucky	1994
5 — Mike Carlsen, Tennessee vs. Carson-Newman	1990
5 — Chris Estep, Kentucky vs. Youngstown State	1988
5 — Ted Williams, Alabama vs. Samford	1986
5 — Joey Cora, Vanderbilt vs. David Lipscomb	1985
5 — Mike Summerlin, Ole Miss vs. Alabama	1981
5 — Jimmy Conn, Vanderbilt vs. Belmont	1971
5 — Chuck Bancroft, Alabama vs. Vanderbilt	1956
5 — Les Shumake, Ole Miss vs. Auburn	1952
5 — Ronnie Deans, Florida vs. Delaware State	1950

SEASON:

67 — Brian Roberts, South Carolina (58 games)	1999
58 — Stevie Daniel, Tennessee (63 games)	2000
59 — Mike Curry, South Carolina (62 games)	1998
56 — Chris Burke, Tennessee (63 games)	2000
55 — Chad Green, Kentucky (59 games)	1996
54 — Clay Greene, Tennessee (59 games)	1997
54 — Chad Green, Kentucky (60 games)	1995
53 — Mike Basse, Tennessee (59 games)	1989
51 — Bob Schabes, Vanderbilt (54 games)	1989
50 — David Fowke, Alabama (57 games)	1981
49 — Chris Burke, Tennessee (67 games)	2001
49 — Mike Basse, Tennessee (60 games)	1991
46 — Stevie Daniel, Tennessee (67 games)	2001
46 — Vee Hightower, Vanderbilt (56 games)	1993
44 — Ted Williams, Alabama (63 games)	1986
43 — Mike Basse, Tennessee (46 games)	1990
42 — G.W. Keller, Alabama (69 games)	1999
42 — Mike Curry, South Carolina (53 games)	1997
42 — Rob Hartwig, LSU (67 games)	1987
42 — Nick Belmonte, Florida (48 games)	1976

CAREER:

145 — Mike Basse, Tennessee (165 games)	1989-91
134 — Stevie Daniel, Tennessee (184 games)	1999-01
126 — Chad Green, Kentucky (169 games)	1994-96
124 — Chris Burke, Tennessee (186 games)	1999-01
122 — Mike Curry, South Carolina (172 games)	1996-98
103 — Brian Duva, Florida (240 games)	1991-94
96 — Charles DeFrance, Vanderbilt (150 games)	1980-82
95 — Kenderick Moore, Arkansas (252 games)	1992-96
93 — David Eckstein, Florida (199 games)	1994-97
91 — Vee Hightower, Vanderbilt (138 games)	1991-93
91 — Billy Henderson, Georgia (109 games)	1947-50
90 — Mailon Kent, Auburn (232 games)	1998-01
88 — Stevie Daniel, Tennessee (117 games)	1999-00
87 — Clay Greene, Tennessee (114 games)	1996-97
84 — Joey Cora, Vanderbilt (142 games)	1983-85
79 — Mike Kelley, Miss. State (190 games)	1976-79
79 — Curt Cope, Auburn (Games n/a)	1973-76
78 — Mark Gugino, South Carolina (161 games)	1992-94
77 — Emeel Salem, Alabama (222 games)	2004-07
75 — Dave Majeski, Florida (242 games)	1989-92

WALKS

SEASON:

85 — Brad Wilkerson, Florida (64 games)	1998
78 — Brian Reimsnyder, Florida (66 games)	1989
77 — Andy Galy, LSU (68 games)	1987
76 — Brad Wilkerson, Florida (67 games)	1996
72 — Eddy Furniss, LSU (67 games)	1998
69 — Jeremy Brown, Alabama (66 games)	2002
69 — Jody Hurst, Miss. State (66 games)	1989
67 — Russ Johnson, LSU (71 games)	1993
67 — Russ Johnson, LSU (66 games)	1994
66 — Brett Elbin, Alabama (54 games)	1983
66 — Albie Scoggins, Florida (60 games)	1982
66 — Mark Gillaspie, Miss. State (63 games)	1981
64 — Armando Rios, LSU (70 games)	1993
63 — Vee Hightower, Vanderbilt	1993
63 — Chase Headley, Tennessee (67 games)	2005
63 — Jason Burkley, Miss. State (60 games)	2001
63 — Brad Wilkerson, Florida (64 games)	1997
62 — Brent Killen, Florida (63 games)	1992
62 — Mike Bianco, LSU (72 games)	1989

SEC RECORDS



MISSISSIPPI STATE • MISSOURI • SOUTH CAROLINA • TENNESSEE • TEXAS A&M • VANDERBILT

61 — Todd Helton, Tennessee (70 games)	1995
60 — Mark Kiger, Florida (65 games)	2002
60 — Brian Johnson, Georgia (57 games)	1995
60 — Craig Cala, LSU (72 games)	1989

CAREER:

224 — Brad Wilkerson, Florida (195 games)	1996-98
207 — Jeremy Brown, Alabama (251 games)	1999-02
191 — Eddy Furniss, LSU	1995-98
175 — Mike Stanley, Florida (217 games)	1982-85
164 — Brad Winkler, Mississippi State	1980-83
163 — Tracy Echols, Miss. State (237 games)	1986-87, 89-90
160 — Jeff Leatherman, Auburn	1988-91
157 — Kris Edge, Georgia (209 games)	1999-02
156 — Tim Thomas, Arkansas	1989-91
153 — Nolan Fontana, Florida (200 games)	2010-12
153 — Jake Dugger, Arkansas (239 games)	2004-07
153 — Frank Thomas, Auburn	1987-89
152 — Mark Kiger, Florida (180 games)	2000-02
151 — Taylor Dugas, Alabama (241 games)	2009-12
151 — Justin Smoak, South Carolina (195 games)	2006-08
149 — Jeff Parnell, South Carolina	1990-93
147 — Todd Helton, Tennessee	1993-95
147 — Barry Winford, Miss. State (214 games)	1986-89
146 — Steve Chandler, Vanderbilt	1974-77
145 — Gabe Gross, Auburn	1999-01
143 — Dave Van Cleve, Miss. State (219 games)	1981-85

PITCHING

VICTORIES

SEASON:

18 — Jeff Brantley, Miss. State (18-2)	1985
17 — Kip Bouknight, South Carolina (17-1)	2000
17 — Paul Byrd, LSU (17-6)	1990
16 — Jeff Gidcumb, Florida (16-7)	1988
16 — Ryan Halla, Auburn (16-3)	1995
15 — Luke Hochevar, Tennessee (15-3)	2005
15 — David Marchbanks, South Carolina (15-3)	2003
15 — Brian Tallet, LSU (15-3)	2000
15 — R. A. Dickey, Tennessee (15-2)	1994
15 — John Powell, Auburn (15-5)	1993
15 — Bobby Reed, Miss. State (15-4)	1990
15 — Curtis Leskanic, LSU (15-2)	1989
15 — Tim Hudson, Auburn (15-2)	1997
15 — Q.V. Lowe, Auburn (15-1)	1967

CAREER:

45 — Kip Bouknight, South Carolina (45-12)	1998-01
45 — Jeff Brantley, Miss. State (45-12)	1982-85
43 — John Powell, Auburn (43-20)	1990-94
39 — Ryan Halla, Auburn (34-16)	1993-96
38 — Scott Schultz, LSU (38-12)	1992-95
38 — R.A. Dickey, Tennessee (38-10)	1994-96
37 — Hayden Gliemmo, Auburn (37-12)	1998-01
36 — Lane Mestepey, LSU (36-20)	2001-05
35 — Bobby Reed, Miss. State (35-7)	1987-90
35 — Aaron Rawl, South Carolina (35-15)	2002-05
34 — Blake Cooper, South Carolina (34-14)	2007-10
34 — Ryan Halla, Auburn (34-12)	1993-96
33 — Stan Loewer, LSU (33-14)	1984-87
31 — David Marchbanks, South Carolina (31-8)	2001-03
31 — Lance Cormier, Alabama (31-6)	1999-02
31 — Marc Valdes, Florida (31-13)	1991-93
31 — Paul Byrd, LSU (31-11)	1989-91
31 — Derek Lilliquist, Georgia (31-12)	1985-87
31 — Joe Beckwith, Auburn (31-15)	1974-77

EARNED RUN AVERAGE

SEASON (Min. 40 Innings Pitched):

0.21 — Rick Farizo, LSU (1 run - 41.2 innings)	1970
0.51 — Jeff Keener, Kentucky (4 runs - 71.0 innings)	1981
0.63 — Dennis Hall, Miss. State (4 runs - 57.0 innings)	1970
0.68 — Frank Montgomery, Miss. State (7 runs - 92.0 innings)	1962

CAREER (Min. 160 Innings Pitched):

1.68 — Jeff Peeples, Vanderbilt	1970-73
1.69 — Q.V. Lowe, Auburn (40 runs - 213.0 innings)	1966-67
1.71 — Frank Montgomery, Miss. State (34 runs - 171.1 innings)	1961-63
1.71 — Larry Williams, Ole Miss (34 runs - 170.1 innings)	1957-60

1.77 — Joe Overton, Auburn	1962-63
1.79 — Frank Montgomery, Miss. State (34 runs - 171.1 innings)	1961-63
1.81 — Michael Roth, South Carolina (75 runs - 354.1 innings)	2009-12
1.82 — Allen Smith, LSU (48 runs - 237.1 innings)	1960-62
1.85 — Jimmy Lee, Tennessee (42 runs - 204.0 innings)	1968-70

INNINGS PITCHED

GAME:

14.2 — Jackie Glover, Alabama vs. Miss. State	1969
14.0 — James Carroll, Miss. State vs. Alabama	1966

SEASON:

164.0 — Jamie Bennett, Tennessee (11-5, 4.12 ERA)	1999
160.1 — Dave Fleming, Georgia (12-6, 2.86 ERA)	1990
159.2 — R.A. Dickey, Tennessee (14-4, 4.28 ERA)	1995
152.1 — Ben McDonald, LSU (14-4, 3.49 ERA)	1989
151.2 — Jeff Gidcumb, Florida (16-7, 3.20 ERA)	1988
149.2 — Jamie Bennett, Tennessee (10-4, 2.71 ERA)	2000
147.0 — R. A. Dickey, Tennessee (15-2, 3.00 ERA)	1994
147.0 — Brian Powell, Georgia (8-4, 3.61 ERA)	1995
146.2 — Ryan Halla, Auburn (16-3, 3.07 ERA)	1995
145.2 — Jeff Brantley, Miss. State (18-2, 2.29 ERA)	1985
145.0 — Michael Roth, South Carolina (14-3, 1.06 ERA)	2011
145.0 — Mike Sirotko, LSU (12-6, 1.99 ERA)	1993
145.0 — Don Mundie, Miss. State (14-5, 3.60 ERA)	1981

CAREER:

482.0 — Kip Bouknight, South Carolina (45-12)	1998-01
480.0 — Lane Mestepey, LSU (36-20)	2001-05
477.0 — John Powell, Auburn (43-20)	1990-94
434.0 — R.A. Dickey, Tennessee (38-10)	1994-96
427.0 — Jeff Brantley, Miss. State (45-12)	1982-85
400.0 — Ryan Halla, Auburn (39-16)	1993-96
398.0 — Scott Schultz, LSU (38-12)	1992-95
394.2 — Marc Valdes, Florida (31-13)	1991-93
384.2 — Lance Cormier, Alabama (31-16)	1999-02
383.1 — Charlie Boyce, Arkansas (30-21)	2003-06
383.0 — Craig Cobb, Tennessee	2004-07
377.0 — Blake Cooper, South Carolina (34-14)	2007-10
372.0 — Mike Sirotko, LSU (30-11)	1990-93
370.0 — Aaron Rawl, South Carolina (35-15)	2002-05
369.2 — Levale Speigner, Auburn	2000-03
366.2 — John Hill, Georgia (24-28)	1991-94
366.0 — Dave Fleming, Georgia (29-17)	1988-90
365.2 — Rob Bonanno, Florida (28-12)	1991-94
364.2 — Eric DuBose, Miss. State (27-12)	1995-97
359.0 — Hayden Gliemmo, Auburn (37-12)	1998-01
357.2 — Brian Powell, Georgia (19-14)	1993-95
355.1 — James Adkins, Tennessee	2005-07
354.1 — Michael Roth, South Carolina (26-6)	2009-12
345.1 — Arnold Hughey, Auburn (22-17)	2002-05
344.0 — Stan Loewer, LSU (33-14)	1984-87

CONSECUTIVE SCORELESS INNINGS

SEASON:

47.2 — Todd Helton, Tennessee vs. 26 teams	1994
44.2 — Ben McDonald, LSU vs. TCU, Mercer, Oklahoma State, Southern, Tennessee, Florida, St. John's, Kentucky	1989
37.0 — Jeff Peeples, Vanderbilt vs. Tennessee, Auburn, Georgia, Florida, Alabama	1973

FEWEST HITS*

PERFECT GAMES:

Eric Brandon, Auburn vs. Murray State (9-0) (9 innings)	2002
Jason Johnson, Auburn vs. LaGrange (14-0) (7 innings)	1991
Don Woeljen, Georgia vs. Georgia Tech (5-0) (9 innings)	1963
Bruce Baudier, LSU vs. Alabama (2-0) (7 innings)	1967
J.T. Peatross, Miss. State vs. Miss. College (1-0)	1918
Willie Mitchell, Miss. State vs. LSU (1-0)	1909
Fred Sale, Georgia vs. Virginia (4-0) (9 innings)	1923

NO-HITTERS:

Jonathan Crawford, Florida vs. Bethune-Cookman (9 innings, 4-0, NCAAs)	2012
Jeffery Terrell, Tennessee vs. Bowling Green (9 innings), 5-0	2002
Richie Nye, Arkansas vs. Iowa State (9 innings, 14-0)	1996
Todd Abbott, Arkansas vs. Vanderbilt (9 innings, 6-0)	1994
Brian Powell, Georgia vs. E. Kentucky (9 innings, 9-0)	1994



SEC RECORDS

ALABAMA • ARKANSAS • AUBURN • FLORIDA • GEORGIA • KENTUCKY • LSU • OLE MISS

John Burke, Florida vs. Furman (9 innings, 2-0)	1991
Bob Dillon, Tennessee vs. Kentucky (7 innings, 11-0)	1990
Mike Rebhan, Georgia vs. W. Carolina (9 inn., 1-0)	1989
Gene Morgan, Miss. State vs. Hawaii-Hilo (9 innings, 2-0)	1985
Vince Barantini vs. Alabama vs. Auburn (7 innings, 2-0)	1981
Bobby Landry, LSU vs. Southern Miss (7 innings, 1-0)	1979
Pete Teixeira, Florida vs. Kentucky (7 innings, 1-0)	1978
Jim Gaylor, Tennessee vs. Tennessee Tech (7 innings, 4-0)	1976
Rick Honeycutt, Tennessee vs. Georgia (7 innings, 1-0)	1976
Joe O'Brien, Tennessee vs. Georgia (7 innings, 3-0)	1973
John Bowling, Kentucky vs. Georgia (3-0)	1974
Ernie Vincent, Georgia vs. Vanderbilt (7 innings, 6-0)	1973
Mike Newman, Florida vs. Florida Southern (9 innings, 1-0)	1973
Randy Wiles, LSU vs. Rice (7 innings, 3-0)	1972
Jerry Thompson, Miss. State vs. Ill.-Weslyan	1971
Doug Wessel, Vanderbilt vs. Louisville	1971
Doug Wessel, Vanderbilt vs. Belmont	1971
Gene Henderson, Miss. State vs. Arkansas	1970
Buddy Copeland, Georgia vs. Vanderbilt (9 innings, 1-0)	1967
Van Quigley, LSU vs. Tulane (7 innings, 1-0)	1966
Russ Johnson, Ole Miss vs. Miss. State (9 innings, 5-0)	1966
Grady Elmore, Alabama vs. Southern Miss (7 innings, 6-0)	1965
Robert Earl Siedell, Ole Miss vs. Alabama (7 innings, 1-0)	1962
Fred Southerland, LSU vs. Tulane (9 innings, 2-0)	1962
Joe Beckwith, Auburn vs. Houston (7 innings, 5-0)	1976
Mike Howell, Kentucky vs. Centre (7-0)	1960
Jerry Sharp, Kentucky vs. Tennessee (6-2)	1959
Cecil Buford, Ole Miss vs. Vanderbilt (7 innings, 3-0)	1956
Bob Adams, Florida vs. North Carolina (7 innings, 6-0)	1949
Eddie Owcarr, Alabama vs. Ole Miss (8-0)	1942
Sisler Johnson, Ole Miss vs. Miss College (9 innings, 8-0)	1940
Webb Burke, Ole Miss vs. James Millikin (12-0)	1926
Pat Lippett, Georgia vs. Pittsburgh (6-0)	1920
Tom Philpot, Georgia vs. Georgia Tech (8-0)	1919
Will Sanford, Georgia vs. Penn (4-0)	1897

*Perfect games and no-hitters listed are only those which were also complete games for the pitcher of record.

SEASON (Hits x 9/Innings Pitched):

3.51 — Brian Senn, Auburn (52 hits - 55 innings)	1991
3.74 — Jacob Lindgren, Mississippi State (23 hits - 55.1 innings)	2014
3.93 — Jeff Keener, Kentucky (31 hits - 71 innings)	1981
4.07 — Fred Southerland, LSU (25 hits - 55.1 innings)	1962
4.20 — Jimmy Biggart, Florida (23 hits - 49.1 innings)	1962
4.56 — Buddy Wittichen (25 hits - 49.1 innings)	1957
4.69 — Jimmy Lee, Tennessee (33 hits - 63.1 innings)	1969

CAREER (Hits x 9/Innings Pitched):

3.94 — Chuck Fore, Georgia (67 hits - 153 innings)	1976-77
5.11 — Jeff Keener, Kentucky (84 hits - 148 innings)	1980-81
5.33 — Barry Manuel, LSU (80 hits - 135 innings)	1985-87
5.51 — Buddy Wittichen (100 hits - 163.1 innings)	1954-57
5.54 — Larry Williams, Ole Miss (120 hits - 195 innings)	1958-60
5.84 — Guy Hollingsworth, LSU (104 hits - 160.1 innings)	1972-75
5.61 — Q.V. Lowe, Auburn (86 hits - 138 innings)	1966-67

FEWEST WALKS

SEASON (Walks x 9/Innings Pitched):

0.48 — Jarrett Gardner, Arkansas (5 walks - 93.1 innings)	2003
0.54 — George Reed, Florida (3 walks - 50.0 innings)	1951
0.58 — Chris Cotton, LSU (3 walks, 46.2 innings)	2013
0.70 — Aaron Nola, LSU (7 walks - 89.2 innings)	2012
0.71 — Tommy Boss, Florida (6 walks - 76.1 innings)	2004
0.85 — Bobby Poyner, Florida (6 walks - 63.1 innings)	2015
0.85 — Connor Falkenbach, Florida (12 walks - 126.2 innings)	2004
0.88 — Tucker Hawley, Alabama (4 walks - 40.2 innings)	2010
0.94 — Hudson Randall, Florida (13 walks - 124.1 innings)	2011
0.91 — Michael Palazzone, Georgia (11 walks - 120.1 innings)	2011
0.95 — Jared Shore, Auburn (7 walks, 66.1 innings)	2005
0.96 — Hudson Randall, Florida (10 walks - 94.0 innings)	2012
0.98 — Danny Wheeler, Florida (6 walks - 55 innings)	1996
1.02 — Jack Wynkoop, South Carolina (10 walks - 88.0 innings)	2014
1.07 — Tanner Houck, Missouri (12 walks - 100.2 innings)	2015
1.07 — Matty Off, LSU (6 walks - 50.1 innings)	2009
1.08 — Lane Mestepey, LSU (17 walks - 141.2 innings)	2002
1.09 — Archie White, Ole Miss (4 walks - 33.0 innings)	1955
1.10 — Matt Kent, Texas A&M (12 walks - 98.0 innings)	2015
1.11 — Glen Pickren, Florida (12 walks - 97.1 innings)	1968
1.14 — Scott Hasler, Ole Miss (9 walks - 71.1 innings)	1966
1.16 — Chris Morrison, Auburn (15 walks - 116.2 innings)	1995
1.19 — Randy Coleman, Ole Miss (8 walks - 60.1 innings)	1980
1.20 — Jack Wynkoop, South Carolina (14 walks - 104.2 innings)	2015
1.21 — Jordan Montgomery, South Carolina (10 walks-74.2 innings)	2012

Steven Register, Auburn (7 walks - 52.0 innings)	2003
1.22 — Brandon Moore, Arkansas (11 walks, 8. innings)	2012
1.23 — Nolan Belcher, South Carolina (16 walks - 117.0 innings)	2013
1.23 — Connor Falkenbach, Florida (8 walks - 58.1 innings)	2003
1.24 — Olin Briscoe, Ole Miss (11 walks - 79.2 innings)	1951
1.25 — Aaron Rawl, South Carolina (17 walks - 122 innings pitched)	2004

CAREER (Walks x 9/Innings Pitched):

1.00 — Jared Sjore, Auburn (10 walks, 89.2 innings)	2004-05
1.098 — Matt Kent, Texas A&M (22 walks, 180.1 innings)	2013-15
1.113 — Chris Cotton, LSU (16 walks, 127.1 innings)	2010-13
1.248 — Connor Falkenbach, Florida (41 walks - 295.2 innings)	2002-05
1.254 — Hudson Randall, Florida (44 walks - 315.2 innings)	2010-12
1.30 — Tommy Boss, Florida (38 walks - 263.1 innings)	2002-05
1.35 — Bobby Poyner, Florida (27 walks - 180.0 innings)	2012-15
1.44 — Jarrett Gardner, Arkansas (26 walks - 162.1 innings)	2002-03
1.55 — Scott Hasler (24 walks - 139.2 innings)	1965-67
1.65 — Darren O'Day, Florida (41 walks - 223.2 innings)	2003-06
1.69 — Jason Determann, LSU (40 walks - 213 innings)	2002-25
1.74 — Brian Johnson, Florida (47 walks - 243.1 innings)	2010-12
1.74 — Glen Pickren, Florida (46 walks - 237.1 innings)	1968-70
1.81 — Anthony DeSclafani, Florida (30 walks - 149.1 innings)	2009-11
1.84 — Jeff Barfield, Florida (17 walks - 83.1 innings)	2007-10
Brandon Moore, Arkansas (31 walks, 5.2 innings)	2011-Present
1.85 — Brantley Jones, Miss. State (53 walks - 257.0 innings)	1967-70
1.87 — Johnny Magliozzi, Florida (21 walks - 101.1 innings)	2012-13
1.89 — Stephen Locke, Florida (52 walks - 247.1 innings)	2005-09
1.91 — Alex Panteliodis, Florida (48 walks - 226.2 innings)	2009-11
1.92 — Bruce Baudier, LSU (26 walks - 122 innings)	1966-67
1.98 — Chris Morrison, Auburn (49 walks - 222.1 innings)	1994-95

STRIKEOUTS

GAME:

24 — Butch Mixon, LSU vs. SW Louisiana	1959
23 — Doug Wessel, Vanderbilt vs. UTC (16-0/9 innings)	1970
22 — Doug Wessel, Vanderbilt vs. Kentucky (3-4/11 innings)	1971

SEASON:

202 — Ben McDonald, LSU (152.1 innings)	1989
194 — David Price, Vanderbilt (133.1 innings)	2007
191 — John Powell, Auburn (141.0 innings)	1993
190 — Derek Lilliquist, Georgia (136.2 innings)	1987
174 — Eric DuBose, Miss. State (133.1 innings)	1996
167 — Carson Fulmer, Vanderbilt (127.2 innings)	2015
165 — Tim Hudson, Auburn (118.1 innings)	1997
163 — Dave Fleming, Georgia (160.1 innings)	1990
159 — Anthony Ranaudo, LSU (124.1 innings)	2009
158 — Doug Thompson, LSU (124.1 innings)	1997
157 — Kurt Ainsworth, LSU (130.1 innings)	1999
156 — Eddie Yarnall, LSU (124.2 innings)	1996
156 — Russell Springer, LSU (119.0 innings)	1988
155 — David Price, Vanderbilt (110.1 innings)	2006
155 — David Walling, Arkansas (121.1 innings)	1999
154 — Luke Hochevar, Tennessee (139.2)	2005
150 — Scott Schultz, LSU (117.0 innings)	1995
148 — Ryan Halla, Auburn (146.2 innings)	1995
148 — Rob Bonanno, Florida (135.1 innings)	1994
146 — Lance Lynn, Ole Miss (123.1 innings)	2007
145 — Nick Schmidt, Arkansas (166.2 innings)	2006
145 — Matt Campbell, South Carolina (124.0 innings)	2004
145 — Eric DuBose, Miss. State (118.2 innings)	1997
145 — B.J. Wallace, Miss. State (127.1 innings)	1992
145 — Willard Nixon, Auburn (IP n/a)	1948

CAREER:

602 — John Powell, Auburn (477.0 innings)	1990-94
457 — Kip Bouknight, South Carolina (482 innings)	1998-01
441 — David Price, Vanderbilt (313 innings)	2005-07
428 — Eric DuBose, Miss. State (364.2 innings)	1995-97
409 — Scott Schultz, LSU (398.0 innings)	1992-95
392 — Ryan Halla, Auburn (400.0 innings)	1993-96
392 — Rob Bonanno, Florida (365.2 innings)	1991-94
387 — Derek Lilliquist, Georgia (316.0 innings)	1985-87
380 — James Adkins, Tennessee (355.1 innings)	2005-07
373 — Ben McDonald, LSU (308.2 innings)	1987-89
364 — Jeff Brantley, Miss. State (427.0 innings)	1982-85
352 — Brian Powell, Georgia (357.2 innings)	1993-95
351 — Marc Valdes, Florida (394.2 innings)	1991-93
350 — Mike Willis, Vanderbilt (308.0 innings)	1969-72

SEC RECORDS



MISSISSIPPI STATE • MISSOURI • SOUTH CAROLINA • TENNESSEE • TEXAS A&M • VANDERBILT

SAVES

SEASON:

21 — Jonathan Holder, Miss. State	2013
21 — Blake Taylor, South Carolina	2002
20 — Matt Price, South Carolina	2011
20 — Chad Blackwell, South Carolina	2004
19 — Lee Gronkiewicz, South Carolina	2001
19 — Finley Woodward, Auburn	1995
18 — Tyler Maloof, Georgia	2011
18 — Joshua Fields, Georgia	2008
17 — Tyler Webb, South Carolina	2013
16 — Chris Cotton, LSU	2013
16 — Matty Ott, LSU	2009
16 — Steven Register, Auburn	2003
15 — Joshua Fields, Georgia	2006
15 — Scott Barber, South Carolina	2000
15 — Alex Barylak, Georgia	1993
14 — Joel Seddon, South Carolina	2014
14 — Jason Jester, Texas A&M	2013
14 — Ben Short, Alabama	1991
14 — Rick Greene, LSU	1991
14 — Cris Carpenter, Georgia	1986
13 — Breckin Williams, Missouri	2015
13 — Matt Price, South Carolina	2012
13 — Michael Nix, Auburn	2005
13 — Stephen Head, Ole Miss	2003
13 — Van Johnson, Miss. State	1997
13 — Scott Tanksley, Miss. State	1994
13 — Danny Wheeler, Florida	1994
13 — Josh Fogg, Florida	1998
13 — Jarrod Kingrey, Alabama	1998

CAREER:

43 — Matt Price, South Carolina	2009-12
41 — Joshua Fields, Georgia	2005-08
38 — Brett Huber, Ole Miss	2010-13
37 — Jonathan Holder, Mississippi State	2012-14
33 — Matty Ott, LSU	2009-11
33 — Cris Carpenter, Georgia	1985-87
30 — Jonathan Holder, Miss. State	2012-Present
30 — Alex Barylak, Georgia	1991-94
29 — Rick Greene, LSU	1990-92
29 — Van Johnson, Miss. State	1995-98
29 — Finley Woodward, Auburn	1995-97
25 — Steven Register, Auburn	2002-04
25 — John Pricher, Florida	1989-92
24 — Justin Huisman, Ole Miss	1998-00
23 — Todd Helton, Tennessee	1993-95
22 — Austin Hubbard, Auburn	2007-10
22 — Blake Taylor, South Carolina	2001-02
22 — Lee Gronkiewicz, South Carolina	1999-01
22 — Rob Mosser, South Carolina	1992-93
22 — Danny Wheeler, Florida	1994-96
22 — Josh Fogg, Florida	1996-98
21 — Caleb Reed, Miss. State	2009-12
21 — Brian Reed, Alabama	2002-03
20 — Tyler Webb, South Carolina	2010-13
20 — Darren O'Day, Florida	2003-06
20 — Chad Blackwell, South Carolina	2004-07
20 — Colter Bean, Auburn	1997-00
20 — Gregg Olson, Auburn	1986-88

TEAM RECORDS

NCAA DISTRICT OR REGIONAL TITLES

21 — LSU	1986-87-89-90-91-93-94-96-97-98-99-00-01-02-03-04-08-09-11-12-13-15
12 — South Carolina	2000-01-02-03-04-06-07-09-10-11-12-13
12 — Mississippi State	1971-79-81-85-90-97-98-00-01-07-11-13
11 — Florida	1988-91-96-98-04-05-09-10-11-12-15
9 — Ole Miss	1956-64-69-72-05-06-07-09-14
7 — Alabama	1950-83-96-97-99-06-10
6 — Arkansas	2002-04-09-10-12-15
6 — Georgia	1987-90-01-04-06-08
6 — Vanderbilt	2004-10-11-13-14-15
4 — Tennessee	1951-95-01-05
1 — Texas A&M	2015

VICTORIES

SEC GAMES ONLY:

26 — Vanderbilt (26-3, 897)	2013
25 — South Carolina (25-5, 833)	2000
24 — Tennessee (24-5, 828)	1994
23 — LSU (23-7, 767)	2013
22 — South Carolina (22-8, 733)	2011
22 — Florida (22-8, 733)	2011
22 — Vanderbilt (22-8, 733)	2011
22 — Florida (22-8, 733)	2010
22 — Vanderbilt (22-8, 733)	2007
22 — Arkansas (22-8, 733)	1999
22 — LSU (22-7, 759)	1997
22 — LSU (22-5, 815)	1986
22 — Tennessee (22-8, 733)	1995

OVERALL:

57 — LSU (57-11, .838)	2013
57 — South Carolina (57-18, .760)	2002
57 — LSU (57-13, .814)	1997
56 — South Carolina (56-10, .848)	2000
56 — Alabama (56-14, .800)	1997
56 — LSU (56-17, .767)	2009
55 — South Carolina (55-14, .797)	2011
55 — LSU (55-18, .753)	1991
55 — LSU (55-17, .764)	1989
55 — LSU (55-14, .797)	1986
54 — LSU (54-12, .818)	2015
54 — Vanderbilt (54-12, .818)	2013
54 — Vanderbilt (54-12, .818)	2011
54 — South Carolina (54-16, 771)	2010
54 — Vanderbilt (54-13, .806)	2007
54 — LSU (54-19, .740)	1990
54 — Miss. State (54-14, .794)	1989
54 — Tennessee (54-16, .771)	1995
53 — Florida (53-19, .736)	2011
53 — South Carolina (53-17, .757)	2004
53 — Alabama (53-16, .768)	1999
53 — LSU (53-17-1, .754)	1993
52 — Florida (52-18, .743)	2015
52 — LSU (52-17, .754)	2000
52 — LSU (52-15, .776)	1996
52 — Tennessee (52-14, .788)	1994
52 — Georgia (52-19, .732)	1990
51 — Vanderbilt (51-21, .708)	2015
51 — Vanderbilt (51-21, .708)	2014
51 — Mississippi State (51-20, .718)	2013
51 — Alabama (51-15, .773)	2002
51 — Florida (51-21, .708)	1991

WINNING PERCENTAGE (SEC Games Only)

.941 — Tennessee (16-1)	1951
.933 — Miss. State (14-1)	1962
.923 — Alabama (12-1)	1940

GAMES PLAYED

75 — South Carolina (57-18, .760)	2002
73 — LSU (56-17, .767)	2009
73 — LSU (55-18, .753)	1991
73 — LSU (54-19, .740)	1990
72 — Vanderbilt (51-21, .708)	2015
72 — Vanderbilt (51-21, .708)	2014
72 — Florida (53-19, .736)	2011
72 — Florida (51-21, .708)	1991
72 — LSU (55-17, .764)	1989
71 — Miss. State (51-20, 718)	2013
71 — Georgia (45-25-1, 641)	2008
71 — Florida (48-23, .676)	2005
71 — LSU (53-17-1, .754)	1993
71 — Georgia (52-19, .732)	1990
71 — Miss. State (50-21, .704)	1990
70 — Florida (52-18, .743)	2015
70 — South Carolina (54-16, .771)	2010
70 — Georgia (47-23, .671)	2006
70 — South Carolina (53-17, .757)	2004
70 — LSU (57-13, .814)	1997
70 — Alabama (56-14, .800)	1997
70 — Tennessee (54-16, .771)	1995



SEC RECORDS

ALABAMA • ARKANSAS • AUBURN • FLORIDA • GEORGIA • KENTUCKY • LSU • OLE MISS

LONGEST GAME

21 innings — Kentucky vs. Kent State (6-7; NCAA Regional) 2012
20 innings — Auburn vs. Florida (7-6) 1972

BATTING AVERAGE

SEASON:

.360 — Georgia (512 for 1,422) 1980
.348 — Auburn (816 for 2,344) 2010
.346 — Florida (825 for 2,384) 2002
.341 — South Carolina (725 for 2,124) 1997
.341 — Auburn (828 for 2,428) 1997
.341 — Arkansas (723 for 2,118) 1997
.340 — LSU (864 for 2,542) 2000
.340 — Alabama (860 for 2,527) 1997
.340 — Tennessee (703 for 2,065) 1997
.340 — Auburn (789 for 2,324) 1998
.338 — Alabama (227 for 818) 1955

RUNS SCORED

SEASON:

679 — Alabama (70 games) 1997
673 — LSU (70 games) 1997
652 — LSU (69 games) 2000
648 — LSU (67 games) 1996
633 — Florida (65 games) 2002
633 — Miss. State (68 games) 1997
618 — Miss. State (68 games) 1989
618 — Florida (64 games) 1998
617 — Alabama (69 games) 1999
613 — Auburn (67 games) 1997
605 — South Carolina (57 games) 1997
603 — LSU (71 games) 1993
596 — Miss. State (63 games) 1999
595 — Auburn (64 games) 1998
589 — Arkansas (56 games) 1997
587 — LSU (73 games) 1990
584 — Auburn (64 games) 2010
584 — South Carolina (75 games) 2002
583 — LSU (67 games) 1998
575 — LSU (73 games) 2009
574 — LSU (67 games) 2001
567 — Florida (68 games) 2000
566 — Tennessee (56 games) 1998
566 — LSU (72 games) 1989
560 — Miss. State (71 games) 1990

HITS

SEASON:

868 — South Carolina (75 games) 2002
864 — LSU (69 games) 2000
860 — Alabama (70 games) 1997
828 — Auburn (67 games) 1997
827 — Alabama (69 games) 1999
825 — Florida (65 games) 2002
816 — Auburn (64 games) 2010
823 — Miss. State (68 games) 1997
807 — LSU (73 games) 1990
791 — LSU (65 games) 2004
791 — LSU (70 games) 1997
789 — Auburn (64 games) 1998
788 — Tennessee (67 games) 2005
787 — Georgia (71 games) 2008
787 — Miss. State (63 games) 1999
786 — Georgia (70 games) 2006
784 — Miss. State (71 games) 1990
783 — LSU (73 games) 2009
783 — Florida (68 games) 2000
782 — Vanderbilt (67 games) 2007
778 — Miss. State (68 games) 1989
777 — LSU (68 games) 2003

RUNS BATTED IN

SEASON:

632 — LSU (70 games) 1997
625 — Alabama (70 games) 1997
598 — LSU (69 games) 2000
585 — LSU (67 games) 1996
576 — Auburn (67 games) 1997
575 — Miss. State (68 games) 1997
567 — Florida (65 games) 2002
555 — Alabama (69 games) 1999
549 — Auburn (64 games) 2010
549 — Miss. State (68 games) 1989
545 — Florida (64 games) 1998
542 — LSU (67 games) 1998
541 — Miss. State (63 games) 1999
541 — Auburn (64 games) 1998
536 — South Carolina (57 games) 1997
532 — LSU (73 games) 2009
527 — LSU (71 games) 1993
526 — South Carolina (75 games) 2002
525 — Arkansas (56 games) 1997
514 — LSU (67 games) 2001
515 — LSU (73 games) 1990
510 — Tennessee (56 games) 1998
509 — Florida (68 games) 2000
507 — Auburn (61 games) 2000
502 — LSU (66 games) 1999
500 — Alabama (65 games) 2000

HOME RUNS

INNING:

5 — South Carolina vs. Georgia (5 consecutive in NCAA Super Regional) 2006
5 — Kentucky vs. Georgetown (Ky.) 1987
5 — Tennessee vs. Vanderbilt 1973

GAME:

9 — Arkansas vs. Grambling State (NCAA Regional) 2010
9 — Kentucky vs. Murray State 1994
8 — South Carolina vs. Georgia (NCAA Super Regional) 2006
8 — Arkansas vs. Oral Roberts 2005
8 — Alabama vs. Alcorn State 1992
8 — Georgia vs. Georgia College 1986
8 — Ole Miss vs. SE Louisiana 1981
8 — LSU vs. Southern California 1998

SEASON:

188 — LSU (70 games) 1997
160 — Alabama (70 games) 1997
157 — LSU (67 games) 1998
132 — Florida (64 games) 1998
131 — Auburn (64 games) 2010
131 — LSU (67 games) 1996
122 — South Carolina (75 games) 2002
122 — Alabama (64 games) 1998
122 — South Carolina (62 games) 1998
120 — Alabama (63 games) 1999
113 — South Carolina (66 games) 2007
111 — Florida (65 games) 2002
110 — South Carolina (63 games) 2008
110 — South Carolina (69 games) 2001
110 — Kentucky (57 games) 1994
109 — Georgia (62 games) 2009
109 — South Carolina (63 games) 2009
107 — Alabama (58 games) 2009
107 — LSU (73 games) 2009
107 — Tennessee (56 games) 1998
106 — South Carolina (70 games) 2004
105 — South Carolina (66 games) 2000
104 — LSU (66 games) 1999
102 — Georgia (63 games) 1987

TRIPLES

SEASON:

38 — Arkansas (57 games) 1994
37 — LSU (71 games) 1993
34 — Ole Miss (55 games) 1991
34 — Arkansas (59 games) 1993
34 — Arkansas (61 games) 1995
34 — Alabama (70 games) 1997
33 — Miss. State (60 games) 1979

SEC RECORDS



MISSISSIPPI STATE • MISSOURI • SOUTH CAROLINA • TENNESSEE • TEXAS A&M • VANDERBILT

32 — Tennessee (63 games).....	2000
32 — Tennessee (66 games).....	1994
31 — Alabama (63 games).....	1999
31 — Arkansas (59 games).....	1996
31 — Florida (60 games).....	1979
30 — Arkansas (57 games).....	1992
30 — Georgia (23 games).....	1952

DOUBLES

SEASON:

194 — LSU (69 games).....	2000
178 — South Carolina (75 games).....	2002
168 — Arkansas (56 games).....	1997
165 — Auburn (67 games).....	1997
165 — Auburn (64 games).....	1998
163 — Alabama (70 games).....	1997
161 — Alabama (69 games).....	1999
159 — Alabama (69 games).....	1996
159 — Florida (64 games).....	1998
158 — Vanderbilt (67 games).....	2007
157 — Auburn (65 games).....	1999
157 — Miss. State (68 games).....	1989
156 — Miss. State (63 games).....	1999
156 — LSU (73 games).....	1990
154 — Alabama (66 games).....	2002
153 — Arkansas (65 games).....	1999
153 — Georgia (71 games).....	1990
152 — Vanderbilt (72 games).....	2015
152 — LSU (71 games).....	1993
152 — Auburn (63 games).....	1995
152 — Tennessee (56 games).....	1998
151 — Tennessee (68 games).....	2001
149 — Tennessee (61 games).....	1997
148 — Auburn (64 games).....	2010
148 — LSU (69 games).....	2008
148 — South Carolina (64 games).....	1992
147 — LSU (68 games).....	2003
147 — Georgia (69 games).....	2001
147 — LSU (70 games).....	1997
146 — LSU (66 games).....	2015
146 — LSU (65 games).....	1995
146 — Miss. State (65 games).....	1998
146 — Kentucky (57 games).....	1998

STOLEN BASES

SEASON:

215 — Tennessee (63 games).....	2000
182 — Vanderbilt (54 games).....	1989
174 — Tennessee (60 games).....	1991
160 — Tennessee (68 games).....	2001
159 — Tennessee (59 games).....	1990
156 — LSU (68 games).....	1987
154 — Vanderbilt (60 games).....	1974

DOUBLEHEADER NO-HITTERS

Vanderbilt vs. Louisville (Willis 3-0, Wessel 2-0).....	1971
---	------

CONSECUTIVE WINS

SEC GAMES ONLY:

17 — South Carolina (single-season).....	2000
15 — Tennessee (single-season).....	1951
*LSU won 15-straight over two seasons (4 in 1990; 11 in 1991)	
*Alabama won 19-straight over two seasons (10 in 1941; 9 in 1942)	

OVERALL:

24 — Texas A&M.....	2015
23 — LSU.....	2008
22 — Kentucky.....	2012
22 — South Carolina.....	2000
20 — Vanderbilt.....	2007
20 — South Carolina.....	2000
19 — Kentucky.....	2008
19 — Kentucky.....	2007
19 — LSU.....	1997
18 — Florida.....	2012
18 — South Carolina.....	2004
18 — Arkansas.....	1996
18 — LSU.....	1986

17 — Ole Miss.....	1960
17 — Auburn.....	1997
16 — South Carolina.....	2014
16 — Alabama.....	1999
16 — Auburn.....	1976
15 — LSU.....	2013
15 — Kentucky.....	2000
15 — Tennessee.....	1997
15 — Miss. State.....	1987
15 — Alabama.....	1997
15 — Alabama.....	1983
15 — LSU.....	1995
14 — LSU.....	2015
14 — Florida.....	2004
14 — Florida.....	2001
14 — Auburn (Twice).....	1995

TOTAL BASES

GAME:

71 — South Carolina vs. Charleston Southern.....	2004
(NCAA Record)	
63 — Alabama vs. Georgia Southern.....	1984

SEASON:

1,569 — Alabama (70 games).....	1997
1,523 — LSU (70 games).....	1997
1,448 — South Carolina (75 games).....	2002
1,410 — Alabama (69 games).....	1999
1,385 — Auburn (64 games).....	2010
1,378 — LSU (69 games).....	2000
1,353 — Florida (64 games).....	1998
1,348 — Florida (65 games).....	2002
1,331 — LSU (67 games).....	1996
1,319 — LSU (67 games).....	1998
1,284 — Auburn (67 games).....	1997
1,283 — LSU (73 games).....	2009
1,265 — LSU (69 games).....	2008
1,253 — Auburn (64 games).....	1998
1,249 — Alabama (64 games).....	1998
1,245 — Miss. State (68 games).....	1989
1,241 — Miss. State (68 games).....	1997
1,238 — Miss. State (65 games).....	1998
1,225 — Georgia (71 games).....	2008
1,220 — Miss. State (71 games).....	1990
1,218 — LSU (71 games).....	1993
1,217 — LSU (68 games).....	2003
1,212 — Florida (68 games).....	2000
1,209 — South Carolina (62 games).....	1998
1,208 — Georgia (70 games).....	2006
1,206 — LSU (73 games).....	1990
1,205 — LSU (67 games).....	2001
1,204 — South Carolina (70 games).....	2004
1,202 — LSU (65 games).....	2004
1,200 — Tennessee (56 games).....	1998

SAVES

SEASON:

27 — South Carolina.....	2012
25 — South Carolina.....	2002
24 — Miss. State.....	2013
24 — South Carolina.....	2004
23 — South Carolina.....	2011
23 — Auburn.....	1995
22 — Texas A&M.....	2015
22 — South Carolina.....	2013
22 — LSU.....	2009
22 — Alabama.....	2002
22 — South Carolina.....	2001
21 — Vanderbilt.....	2014
21 — Miss. State.....	2012
21 — Georgia.....	2011
21 — Auburn.....	2005
21 — South Carolina.....	2000
21 — Ole Miss.....	1993
21 — Miss. State.....	1998
20 — Florida.....	2014
20 — Arkansas.....	2011
20 — LSU.....	1989



SEC RECORDS

ALABAMA • ARKANSAS • AUBURN • FLORIDA • GEORGIA • KENTUCKY • LSU • OLE MISS

SEC NOTES

SECOND TO NONE

In the past 25 years, the Southeastern Conference has been the top college baseball conference in the nation. Consider:

- Since 1990, 186 squads have received NCAA Tournament bids to lead the nation.
- A nation-leading 54 SEC teams have recorded College World Series berths since 1990, winning 10 of the last 25 NCAA titles (1990, 1991, 1993, 1996, 1997, 2000, 2009, 2010, 2011 and 2014) and seven runner-ups (1997, 2002, 2005, 2008, 2011, 2012 and 2013).
- Eleven different SEC squads (Alabama, Arkansas, Auburn, Florida, Georgia, LSU, Ole Miss, Mississippi State, South Carolina, Tennessee, Vanderbilt) have made CWS appearances since 1990, the most squads from a conference to appear in Omaha since that time.
- SEC squads have appeared in 30 of the last 31 NCAA College World Series, with the lone miss in 1992.
- Since 1990, 36 SEC squads have posted 50 or more wins.

SEC IN THE COLLEGE WORLD SERIES

Since 1990, the Southeastern Conference has been the most successful baseball conference in the country. The SEC has won 10 of the last 26 NCAA titles (1990, 1991, 1993, 1996, 1997, 2000, 2009, 2010, 2011 and 2014), finished runner-up eight times and has put more teams in the College World Series than any conference in the country. The SEC has played in the CWS Championship Series eight consecutive years. Take a look at the SEC's success in the last 26 years:

CONFERENCE RECORDS IN THE CWS

Since 1990

(Using current conference alignments)

Conference	App.	Games	W-L	Pct.
SEC	54	208	113-95	.543
Pacific 12	34	131	75-56	.573
Atlantic Coast	33	106	50-56	.472
Big 12	24	87	36-51	.414
Big West	18	62	31-31	.500
Independents	10	36	21-15	.583
Missouri Valley	6	18	8-10	.444
Western Athletic	6	23	12-11	.522
C-USA	6	17	5-12	.294
American	5	10	2-8	.200
Southern	2	5	1-4	.200
Big Ten	1	3	1-2	.333
Mountain West	1	5	3-2	.600
Sun Belt	1	4	2-2	.500
West Coast	1	4	4-0	1.000
Mid American	1	3	1-2	.333
America East	1	2	0-2	.000

- Not counting games against each other, the SEC has posted an 88-71 record in the College World Series since 1990, a 55.3 winning percentage.
- Since 1990, an SEC team has played in 185 of the 376 games in the College World Series, an amazing 47.9 percent of games. SEC teams played in all 16 games of the 2015 College World Series, in 12 of the 15 games of the 2004 College World Series and in 11 of the 16 in 2013.
- The SEC has sent 11 of its 14 schools to the College World Series since 1990. Texas A&M also advanced three times since 1990 prior to joining SEC.

SEC FIRST ROUND MAJOR LEAGUE PICKS

The SEC had seven players selected in the first round of the 2015 Major League Baseball Draft. Those seven picks represented five different schools. The SEC has now had a first-round MLB selection each year since 1991 and 105 total in the first round during that time. Vanderbilt's Dansby Swanson was selected by the Arizona Diamondbacks as the No. 1 pick in the 2015 MLB Draft, becoming the fourth SEC player to go No. 1 in the MLB Draft.

2015 PRESEASON COACHES POLL RESULTS

Eastern Division

Team	Pts.
1. Vanderbilt (11)	89
2. Florida (3)	80
3. South Carolina	67
4. Tennessee	51
5. Georgia	42
6. Kentucky	36
7. Missouri	20

Western Division

Team	Pts.
1. LSU (13)	91
2. Alabama	62
3. Texas A&M (1)	60
4. Arkansas	59
5. Mississippi State	52
6. Ole Miss	42
7. Auburn	19

SEC Champion: Vanderbilt (11), Florida (2), LSU (1).

SEC ENDS 81ST SEASON OF CONFERENCE PLAY

This 2015 season marked the 81st season of conference play in the Southeastern Conference. In 1933, baseball became one of the first sports in which the SEC crowned a champion. The league did not sponsor teams in 1945 and 1946 due to World War II.

The SEC standings below include all regular-season games from 1933-2015, with SEC Tournament games counting in 1993 and 1994.

All-Time SEC Standings

Team	Years	Games	Won	Lost	Tied	Pct.
Florida	79	1591	957	633	2	.602
South Carolina	24	691	390	300	1	.565
LSU	81	1672	924	745	6	.554
Alabama	81	1705	941	761	3	.553
Mississippi State	81	1662	884	777	1	.532
Auburn	81	1643	862	781	3	.526
Arkansas	24	677	352	323	0	.520
Texas A&M	3	87	45	42	0	.517
Ole Miss	81	1624	783	838	2	.483
Georgia	81	1641	762	876	3	.465
Tennessee	73	1532	709	827	1	.463
Kentucky	76	1588	675	907	8	.428
Vanderbilt	69	1494	618	875	9	.417
Missouri	3	90	31	59	0	.344

All-Time Records

Team	Years	Games	Won	Lost	Tied	Pct.
Texas A&M	114	4026	2574	1452	42	.645
Mississippi State	125	4037	2520	1489	28	.628
South Carolina	124	3994	2487	1490	17	.625
Alabama	122	4097	2532	1542	23	.621
LSU	120	3981	2443	1514	24	.617
Arkansas	93	3401	2080	1315	6	.612
Florida	101	3942	2398	1520	24	.611
Auburn	81	3261	1948	1307	6	.598
Missouri	125	3757	2228	1509	20	.596
Ole Miss	115	3591	2057	1514	20	.576
Vanderbilt	117	3898	2183	1683	32	.564
Georgia	128	3869	2169	1676	24	.564
Tennessee	106	3475	1941	1520	14	.561
Kentucky	104	3390	1842	1526	25	.547

SECSPORTS.COM

HONORS



BASEBALL



HONORS

ALABAMA • ARKANSAS • AUBURN • FLORIDA • GEORGIA • KENTUCKY • LSU • OLE MISS

NATIONAL PLAYER OF THE YEAR AWARD WINNERS



DAVE MAGADAN

1983, Alabama

Alabama's David Magadan was named the sixth recipient of the Golden Spikes Award, college baseball's answer to football's Heisman Trophy, for his banner season in 1983, one in which he led the Crimson Tide to a second place finish nationally. Magadan, who hit .439 for his Alabama career, hit an amazing .525 his last year, which included a phenomenal 10 for 11 series in the SEC Tournament. In a 15-2 triumph over Florida, Magadan was 5-for-5 with a pair of home runs and doubles. For the season, Magadan was 114 for 217, including 31 doubles, just one of many SEC records then owned by the Tampa, Fla., native.

Magadan was also voted "Player of the Year" by Baseball America making him the first SEC player ever to be named the nation's best.



WILL CLARK

1985, Miss. State

Mississippi State's Will Clark was the eighth winner of the Golden Spikes Award after a stellar career under Coach Ron Polk and a banner 1985 collegiate season.

Clark batted .420 while slugging SEC-leading totals of 25 homers, 77 RBI and 158 total bases in leading the Bulldogs to a tie for third place with Arkansas in the '85 NCAA College World Series. Mississippi State finished the season with a 50-15 mark, then the most overall wins ever by an SEC team.

The New Orleans, La., native ended his career with a Mississippi State career record batting average of .391 and 61 career homers (second-highest total in SEC history behind teammate Rafael Palmeiro with 67) in three seasons. Clark then signed as the second player chosen in the '85 Major League Baseball Draft by the San Francisco Giants. He led the '84 Olympic Team with a .429 average and three home runs in four games at Dodger Stadium and was selected as Amateur Baseball Player of the Year in 1985 by the U.S. Olympic Committee.



DEREK LILLIQUIST

1987, Georgia

Georgia's Derek Lilliquist, pitcher for the SEC regular season champion and College World Series participant Bulldogs, was named the national Pitcher of the Year by Baseball America in 1987. He was also chosen an All-America by the American Baseball Coaches Association,

The Sporting News and Baseball America.

In 1987, Lilliquist posted a 14-3 record with an earned run average of 2.24. He continues to hold the Georgia record for strikeouts in a season with 190, achieved in 1987.

Drafted by the Atlanta Braves in 1987, Lilliquist reached the major leagues with the Braves in 1989 and has also played with the San Diego Padres and Cleveland Indians. The Winter Park, Fla. native, also belted 19 home runs and 63 runs batted as a designated hitter during his junior season in 1987.



BEN MCDONALD

1989, LSU

LSU pitcher Ben McDonald was the 12th winner of the prestigious Golden Spikes Award in 1989 after leading his team to its second College World Series appearance in his three-year career.

In 1989, McDonald notched a 14-4 record and a 3.49 ERA while setting the SEC mark for strikeouts with 202. He also recorded four

saves in leading LSU to an 18-9 second place SEC showing and a 55-17 overall mark. The squad earned a fourth place finish in the CWS. McDonald was tabbed a consensus All-America and the recipient of the Collegiate Baseball/ESPN Pitcher of the Year Award.

McDonald also knew success on the international level. He led the U.S. to the gold medal in the 1988 Olympics in Seoul, Korea by posting complete game wins over Korea (5-3) and Puerto Rico (7-2). The right-handed fireballer allowed only two earned runs in 18 innings at the Olympics, while striking out 17 and walking four.




LLOYD PEEVER

1992, LSU

LSU's Lloyd Peever, pitcher for the SEC Champion Tigers, was the winner of the Collegiate Baseball Player of the Year Award in 1992. Peever was also a first-team All-America selection by the American Baseball Coaches Association and Baseball America.

Peever recorded a perfect 14-0 record in 1992 with an earned run average of 1.978. He led the SEC in wins and was second in ERA. In 104.2 innings, he allowed just 67 hits and 20 walks.

Peever, a junior from Stonewall, Okla., turned pro following the 1992 season and was a fourth-round draft selection of the Rockies.



TODD HELTON

1995, Tennessee

Tennessee's Todd Helton, standout first baseman and pitcher for the SEC Champion Volunteers, was the winner of the Mizuno/Collegiate Baseball, Baseball America and the Baseball Weekly/USA Today Player of the Year awards. He was also the recipient of the Dick Howser Player of the

Year Award.

Helton batted .407 with a league-high 105 hits, 20 home runs, 92 runs batted in, 86 runs scored, 27 doubles and a .775 slugging percentage. On the mound, he was equally as impressive. The Knoxville, Tenn. native, had a SEC-best 1.66 earned run average while achieving an 8-2 record. His hits per 9 innings ratio of 5.68 was the best in the league and he recorded 12 saves, second best in the league.



TIM HUDSON

1997, Auburn

Auburn's Tim Hudson, standout outfielder and pitcher for the Tigers, was the winner of the Smith Award, given annually to the top collegiate baseball player in the country.

Hudson batted .396 with 18 home runs and 95 RBI, which was second in the SEC. On the mound, Hudson recorded a 15-2 mark with a 2.97 ERA. His win total was tops among all NCAA Division I pitchers. He led the SEC in wins, strikeouts (165), hits allowed per 9 innings (6.62) and his opponents batting average was a league-low .199.

Hudson ended his collegiate career after his Tigers' appearance in the College World Series and was a 6th round pick by the Oakland A's.



BRAD WILKERSON

1998, Florida

Florida's Brad Wilkerson, an outstanding pitcher, first baseman, outfielder and designated hitter, was named the National Player of the Year by the National Collegiate Baseball Writers Association.

Wilkerson batted .347 and led the SEC Champion Gators with 23 home runs and 70 runs batted in. He also led Florida in pitching with a 10-5 record, a 4.98 earned run average while striking out 136 batters, an SEC-best.

Wilkerson was a two-time All-SEC first-team selection and consensus All-America pick in 1998. Wilkerson was the 33rd selection in the 1998 Major League Baseball Amateur Draft, taken by the Montreal Expos.



EDDY FURNISS

1998, LSU

LSU's Eddy Furniss, the Tigers' standout first baseman, was named the recipient of the Dick Howser Award, given annually to the nation's outstanding collegiate player.

Furniss led the SEC in slugging percentage (.898) and on-base percentage (.545). Furniss, a four-year star for the

College World Series-bound Tigers, hit a team-high .403 with 28 home runs and 76 runs batted in.

Furniss was a two-time All-SEC first-team selection and a unanimous choice among the league's coaches in 1998. A consensus All-America in 1998, Furniss was a fourth round selection in the 1998 Major League Baseball Amateur Draft by the Pittsburgh Pirates.



KIP BOUKNIGHT

2000, South Carolina

South Carolina's Kip Bouknight, pitcher for the SEC Champion Gamecock's, was named the recipient of the Rotary Smith Award, as well as National Player of the Year by Collegiate Baseball and the American Baseball Coaches Association.

Bouknight led the nation in wins with 17, while only having one loss on the year. His 2.81 ERA was second in the league while he led all SEC pitchers in strikeouts with 143.

A consensus All-America in 2000, Bouknight was also named SEC Player of the year. Reipient of SEC Pitcher of the Week honors for the week of April 10. Bouknight was also recognized for his roll in the classroom by being named to the 2000 SEC Baseball Academic Honor Roll.



DAVID PRICE

2007, Vanderbilt

David Price of Vanderbilt won the fourth annual Brooks Wallace Award for national collegiate player of the year. Price was consensus All-America and 2006-07 Southeastern Conference Male Athlete of the Year. He also recently captured the Dick Howser Trophy and Golden Spikes Award as

well as being named American Baseball Coaches Association Player of the Year.

He led the SEC in five different pitching categories and helped Vandy to a school-record-season victories' total at 54-13 overall and is the Commodores' first men's athletics national player of the year in any sport. Price was chosen as the first player in the 2007 Major League Baseball Draft by the Tampa Bay Devil Rays and closed the year at 11-1 overall with 194 strikeouts in 133 1/3 innings pitched (13.1 strikeouts every nine frames). He did not lose a decision in his 17 starts and struck out 10 or more batters in 12 of those first 17 appearances.



MIKE ZUNINO

2012, Florida

Mike Zunino capped off one of the greatest individual seasons by a University of Florida student-athlete when USA Baseball announced him as the recipient of the 2012 USA Baseball Golden Spikes Award (GSA). Zunino joined fellow catcher Buster Posey (2008) as the only player to

collect the Golden Spikes Award, the Dick Howser Trophy and the Johnny Bench Award in the same campaign. The Cape Coral, Fla., native was a consensus first-team All-American, the first Dick Howser Trophy recipient from Florida, Baseball America's 2012 College Player of the Year, the initial Johnny Bench Award winner from UF and the 2012 National Player of the Year by CollegeBaseballInsider.com. He finished as the Gators' "Triple Crown" winner, leading the team in batting average (.322), RBI (67) and homers (19), and paced the Orange and Blue in total bases (164), doubles (28), sacrifice flies (11) and slugging percentage (.669).



AJ REED

2014, Kentucky

AJ Reed earned unanimous national player of the year honors as Kentucky's Friday-night ace, league leader in wins, and the NCAA leader in home runs. Reed was named the winner of the 2014 USA Baseball Golden Spikes Award, also claiming Baseball America's College Player of the Year,

the National Collegiate Baseball Writers Association's Dick Howser Trophy, the Perfect Game National Player of the Year, the John Olerud Two-Way Player of the Year and the Louisville Slugger National Player of the Year awards. Reed became the first player in SEC history to lead the conference in pitching wins (12), homers (23) and RBI (73). He led the NCAA in homers, slugging (.735) and OPS (1.211), sporting a 12-2 record and a 2.09 ERA on the mound. He became the first player in the SEC to hit over 20 homers in the BBCOR era and posted a .336 average and paced the circuit in on-base percentage (.476), total bases (164), scoring 60 runs, adding 18 doubles and one triple, with his 23 homers tying the UK single-season record.



ANDREW BENINTENDI

2015, Arkansas

Andrew Benintendi won both the prestigious Dick Howser Trophy as the top Division I baseball player in the country and the Golden Spikes Award as the nation's top amateur baseball player. He was also named national player of the year by Collegiate Baseball and Baseball America as he led

the country with 20 home runs. The first SEC and National Player of the Year in program history, Benintendi was the first Division I player in seven years and first SEC player in nine years to hit 20 home runs and steal 20 bases in a season. He led the SEC in batting average (.376), home runs (20), slugging percentage (.717), on-base percentage (.488) and walks (50) and became the third highest MLB draft pick in school history, taken No. 7 overall by the Boston Red Sox.



DANSBY SWANSON

2015, Vanderbilt

Dansby Swanson was named D1Baseball.com National Player of the Year in 2015. Swanson led Vanderbilt in hits (94), runs (76), doubles (24), triples (6), home runs (15) and walks (43) en route to a first team All-American season. He helped lead the Commodores back to the College

World Series finals in 2015 after winning Most Outstanding Player honors as Vanderbilt captured the school's first-ever men's national championship the previous season. He became the only first team All-American shortstop in school history and was selected No. 1 overall by the Arizona Diamondbacks in the 2015 MLB Draft. Swanson was also the Brooks Wallace Award winner, given to the nation's top shortstop.



HONORS

ALABAMA • ARKANSAS • AUBURN • FLORIDA • GEORGIA • KENTUCKY • LSU • OLE MISS

SEC ALL-AMERICANS

(First Team Only)

1949 Dominic Fucci, Kentucky C Coaches
1950 Ed White, Alabama OF Coaches
1953 B.B. Hopkins, Tennessee 3B Coaches
1957 Fred Frickie, Alabama 1B Coaches
1958 Bernie Parrish, Florida 2B Coaches
1959 Perry McGriff, Florida 1B Coaches
1960 Jake Gibbs, Ole Miss 3B Coaches
1962 Tom Moore, Florida 3B Coaches
 Larry Nichols, Auburn CF Coaches
1963 Tom Moore, Florida 3B Coaches
1964 Donnie Kessinger, Ole Miss SS Coaches, Sporting News
1966 Del Unser, Miss. State OF Sporting News
1967 Q.V. Lowe, Auburn P Coaches
1970 Sam Ewing, Tennessee CF Coaches, Sporting News
 Dan Adams, Ole Miss 3B Sporting News
1971 Philip Still, Miss. State 3B Coaches, Sporting News
1972 Paul Husband, Ole Miss OF Coaches, Worth
1973 Paul Husband, Ole Miss RF Coaches, Sporting News
 Bobby Tucker, Tennessee RF Coaches
1974 Mike Miley, LSU 2B Sporting News
1975 Condredge Holloway, Tenn. SS Sporting News
1976 Rick Honeycutt, Tennessee 1B Coaches
1977 Nat Showalter, Miss. State OF Coaches
1979 Mike Kelly, Miss. State CF Coaches
 Marc Sullivan, Florida C Sporting News
1980 Scotti Madison, Vanderbilt C Coaches, Sporting News
1981 Mark Gillaspie, Miss. State RF Coaches
1983 David Magadan, Alabama 1B Consensus
 Rafael Palmeiro, Miss. State 1B Baseball America
1984 Rafael Palmeiro, Miss. State 1B Coaches, Baseball America
 Will Clark, Miss. State 1B Sporting News
 Alan Cockrell, Tennessee OF Sporting News
1985 Rafael Palmeiro, Miss. State LF Sporting News
 Will Clark, Miss. State 1B Consensus
 Jeff Brantley, Miss. State P Consensus
1986 Doug Duke, Alabama C Coaches, Baseball America
1987 Derek Lilliquist, Georgia P Consensus
 Gregg Olson, Auburn P Baseball America
 Rodney Brewer, Florida 1B Sporting News
1988 Gregg Olson, Auburn P Coaches, Baseball America
 Ben McDonald, LSU P Baseball America
1989 Ben McDonald, LSU P Consensus
 Frank Thomas, Auburn 1B Consensus
 Pete Young, Miss. State U Baseball America
1990 Wes Grisham, LSU OF Baseball America
1991 Joe Vitiello, Alabama OF Baseball America
 John Burke, Florida P Baseball America
1992 Lloyd Peever, LSU P Consensus
 Doug Hecker, Tennessee 1B Baseball America
1993 Todd Walker, LSU 2B Consensus
 John Powell, Auburn P Baseball America
 Vee Hightower, Vanderbilt OF Mizuno
 Joe Biernat, South Carolina INF NCBWA

1994 Todd Walker, LSU 2B Mizuno, Baseball America, ABCA, NCBWA
 R. A. Dickey, Tennessee P Mizuno, Baseball America
 Gary Rath, Miss. State P Baseball America, ABCA
 Jeff Abbott, Kentucky OF Mizuno, NCBWA
 Todd Helton, Tennessee P NCBWA
 Jay Waggoner, Auburn 1B NCBWA
 Russ Johnson, LSU SS NCBWA
1995 Jamey Price, Ole Miss P Mizuno, NCBWA
 Todd Helton, Tennessee UT Mizuno, Baseball America, ABCA, NCBWA
 Mark Bellhorn, Auburn SS Baseball America
 Ryan Halla, Auburn P ABCA, NCBWA
 R.A. Dickey, Tennessee P NCBWA
 Scott Schultz, LSU P NCBWA
 David Dellucci, Ole Miss OF NCBWA
1996 R.A. Dickey, Tennessee P NCBWA, Collegiate Baseball
 Dax Norris, Alabama C NCBWA
 Eddy Furniss, LSU 1B Consensus
 David Eckstein, Florida 2B NCBWA
 Chad Green, Kentucky OF NCBWA, ABCA, Baseball America
 Brad Wilkerson, Florida UT/ATH NCBWA
 Eddie Yarnall, LSU P Baseball America, ABCA
1997 Tim Hudson, Auburn UT/P Consensus
 Patrick Coogan, LSU P NCBWA
 Brandon Larson, LSU SS/DH NCBWA, Sporting News, Baseball America, ABCA
 Roberto Vaz, Alabama OF NCBWA, Sporting News, ABCA
 Brad Wilkerson, Florida UT NCBWA, Baseball America
 Ryan Bordenick, So. Carolina DH ABCA
1998 Josh Fogg, Florida P NCBWA, Louisville Slugger, Baseball America
 Eddy Furniss, LSU 1B Consensus
 Jeff Pickler, Tennessee 2B Consensus
 Brad Wilkerson, Florida UT/DH Consensus
 Brian Wiese, Miss. State UT NCBWA
 Adam Everett, South Carolina SS Baseball America
 Mike Curry, South Carolina OF Baseball America
 Brad Cresse, LSU C Sporting News
1999 Kurt Ainsworth, LSU P Baseball America
 Hunter Bledsoe, Vanderbilt 3B Louisville Slugger
2000 Kip Bouknight, South Carolina P Consensus
 Brad Cresse, LSU C Consensus
 Todd Faulkner, Auburn 1B Consensus
 Gabe Gross, Auburn OF ABCA, Louisville Slugger, Baseball America, NCBWA
 Chris Burke, Tennessee 2B Baseball Weekly
2001 Chris Burke, Tennessee SS Baseball Weekly, Collegiate Baseball, ABCA, NCBWA
 Lee Gronkiewicz, S. Carolina P Baseball Weekly, Collegiate Baseball, ABCA, NCBWA
2002 Yaron Peters, S. Carolina 1B Baseball America, ABCA
 Blake Taylor, S. Carolina P NCBWA, ABCA

HONORS



MISSISSIPPI STATE • MISSOURI • SOUTH CAROLINA • TENNESSEE • TEXAS A&M • VANDERBILT

2003 David Marchbanks, S. Carolina . . . P Collegiate Baseball, Baseball America, NCBWA, CollegeBaseballInsider.com

Aaron Hill, LSU SS Baseball America

Beau Hearod, Alabama UT/ATH NCBWA

Steven Register, Auburn RP NCBWA

2004 Landon Powell, S. Carolina C Baseball Weekly, NCBWA

John Zeringue, LSU OF Baseball Weekly, ABCA, NCBWA

Stephen Head, Ole Miss DH/UTY Baseball Weekly, Baseball America, College Baseball Insider

Justin Hoyman, Florida P Collegiate Baseball, ABCA, College Baseball Insider

Brad Corley, Miss. State OF Baseball America

Warner Jones, Vanderbilt DH Baseball America, ABCA

Chad Blackwell, S. Carolina RP College Baseball Insider

2005 Matt LaPorta, Florida 1B Baseball America, NCBWA, Collegiate Baseball, Baseball Weekly, ABCA

Luke Hochevar, Tennessee P Baseball America, NCBWA, Collegiate Baseball, Baseball Weekly, ABCA

Ryan Patterson, LSU OF NCBWA, Baseball Weekly

Brian Pettway, Ole Miss OF NCBWA, Collegiate Baseball

Stephen Head, Ole Miss UT/DH Sports Weekly, ABCA

2006 Pedro Alvarez, Vanderbilt 3B Baseball America

Ryan Strieby, Kentucky 1B Baseball America, Collegiate Baseball, ABCA, College Baseball Foundation

Emeel Salem, Alabama OF College Baseball Foundation

Wade LeBlanc, Alabama P Collegiate Baseball

Nick Schmidt, Arkansas P Collegiate Baseball, CBF

J.P. Arencibia, Tennessee C College Baseball Foundation

Josh Morris, Georgia 1B College Baseball Foundation

2007 Pedro Alvarez, Vanderbilt 3B Baseball America, NCBWA

Matt LaPorta, Florida 1b Baseball America, ABCA

David Price, Vanderbilt P Baseball America, NCBWA, Collegiate Baseball, ABCA

Casey Weathers, Vanderbilt RP Baseball America, Collegiate Baseball, ABCA

Sean Coughlin, Kentucky C NCBWA

Dominic de la Osa, Vanderbilt OF Collegiate Baseball, ABCA

Edward Easley, Miss. State C ABCA

2008 Justin Smoak, South Carolina 1B Baseball America, NCBWA, Collegiate Baseball, ABCA, Rivals

Gordon Beckham, Georgia SS Baseball America, NCBWA, Collegiate Baseball, ABCA, Rivals

Sawyer Carroll, Kentucky OF Baseball America, NCBWA, Collegiate Baseball, ABCA, Rivals

Blake Dean, LSU OF Baseball America

Scott Bittle, Ole Miss RP Baseball America, NCBWA, Rivals

Collin Cowgill, Kentucky OF NCBWA

Joshua Fields, Georgia RP NCBWA, Collegiate Baseball, Rivals

2009 Kent Matthes, Alabama OF Baseball America, NCBWA, Collegiate Baseball, ABCA, CB Insider, Rivals

Rich Poythress, Georgia DH Baseball America, CB Insider, Rivals

Louis Coleman, LSU SP Baseball America, Collegiate Baseball, ABCA, CB Insider, Rivals

2010 Hunter Morris, Auburn 1B Baseball America, NCBWA, ABCA, Rivals

Taylor Dugas, Alabama OF Baseball America

Drew Pomeranz, Ole Miss SP Baseball America, NCBWA, Collegiate Baseball, ABCA, Rivals

Zack Cox, Arkansas DH Rivals

2011 Mike Zunino, Florida C Baseball America, ABCA, Perfect Game

Mikie Mahtook, LSU OF Baseball America, ABCA, Perfect Game

Michael Roth, South Carolina SP Baseball America, Perfect Game

Jason Espisto, Vanderbilt 3B ABCA

Sonny Gray, Vanderbilt SP Perfect Game

Matt Price, South Carolina RP Perfect Game

2012 Mike Zunino, Florida C Baseball America, NCBWA, Collegiate Baseball, ABCA, Perfect Game

Alex Yarbrough, Ole Miss 2B Baseball America, NCBWA, Collegiate Baseball, ABCA, Perfect Game

Chris Stratton, Mississippi State SP Baseball America, NCBWA, Collegiate Baseball, ABCA, Perfect Game

Raph Rhymes, LSU OF NCBWA, Collegiate Baseball, ABCA, Perfect Game

Brian Johnson, Florida UTY NCBWA, Perfect Game

Kevin Gausman, LSU SP Collegiate Baseball, ABCA, Perfect Game

2013 Stuart Turner, Ole Miss C Baseball America, ABCA, Collegiate Baseball, CBI

Tony Kemp, Vanderbilt 2B Baseball America, NCBWA, Collegiate Baseball, ABCA, Perfect Game, CBI

Alex Bregman, LSU SS Baseball America, ABCA, Perfect Game

Hunter Renfroe, Miss. State OF Baseball America, NCBWA, Collegiate Baseball, ABCA, Perfect Game, CBI

Aaron Nola, LSU SP Baseball America, NCBWA, Collegiate Baseball, ABCA, Perfect Game, CBI

Mason Katz, LSU 1B NCBWA

Tyler Beede, Vanderbilt SP NCBWA, CBI

Jonathan Holder, Miss. State RP NCBWA, Collegiate Baseball

Ross Mitchell, Miss. State RP CBI

2014 Auston Bousfield, Ole Miss OF ABCA

AJ Reed, Kentucky UT/DH Consensus

Aaron Nola, LSU SP Consensus

Jacob Lindgren, Mississippi State RP Baseball America, Perfect Game

2015 Andrew Benintendi, Arkansas OF Consensus

Alex Bregman, LSU DH Baseball America

Carson Fulmer, Vanderbilt P Consensus

Alex Lange, LSU P Baseball America, NCBWA, Perfect Game

Kyle Martin, South Carolina 1B Baseball America

Dansby Swanson, Vanderbilt SS Baseball America, NCBWA, ABCA, Perfect Game



HONORS

ALABAMA • ARKANSAS • AUBURN • FLORIDA • GEORGIA • KENTUCKY • LSU • OLE MISS

SEC COACH OF THE YEAR

Year	Name	School	Year	Name	School	Year	Name	School
1933	W. P. White	Georgia	1962	Dave Fuller	Florida	1991	Skip Bertman	LSU
1934	J. B. Whitworth	Alabama	1963	Paul Nix	Auburn	1992	Skip Bertman	LSU
1935	Tilden Campbell	Alabama	1964	Tom Swayze	Ole Miss	1993	Skip Bertman	LSU
1936	Tilden Campbell	Alabama	1965	Paul Gregory	Miss. State	1994	Rod Delmonico	Tennessee
1937	Dell Morgan	Auburn	1966	Paul Gregory	Miss. State	1995	Rod Delmonico	Tennessee
1938	Tilden Campbell	Alabama	1967	Paul Nix	Auburn	1996	Skip Bertman	LSU
1939	Harry Rabenhorst	LSU	1968	Joe Sewell	Alabama		Andy Lopez	Florida
1940	Tilden Campbell	Alabama	1969	Tom Swayze	Ole Miss		Jim Wells	Alabama
1941	Tilden Campbell	Alabama	1970	Paul Gregory	Miss. State	1997	Skip Bertman	LSU
1942	Tilden Campbell	Alabama	1971	Paul Gregory	Miss. State	1998	Ray Tanner	South Carolina
1943	"Red" Swanson	LSU	1972	Jake Gibbs	Ole Miss	1999	Norm DeBriyn	Arkansas
1944	No Competition		1973	Larry Schmittou	Vanderbilt	2000	Ray Tanner	South Carolina
1945	No Competition		1974	Larry Schmittou	Vanderbilt	2001	Ron Polk	Georgia
1946	Harry Rabenhorst	LSU	1975	Jim Smith	LSU	2002	Jim Wells	Alabama
1947	Tilden Campbell	Alabama	1976	Paul Nix	Auburn	2003	Smoke Laval	LSU
1948	R. P. Patty	Miss State	1977	Jake Gibbs	Ole Miss	2004	Dave Van Horn	Arkansas
1949	R. P. Patty	Miss. State	1978	Paul Nix	Auburn		David Perno	Georgia
1950	Tilden Campbell	Alabama	1979	Ron Polk	Miss. State	2005	Pat McMahon	Florida
1951	S. W. Anderson	Tennessee	1980	Roy Mewbourne	Vanderbilt	2006	John Cohen	Kentucky
1952	Dave Fuller	Florida	1981	Jack Rhine	Florida	2007	Tim Corbin	Vanderbilt
1953	Jim Whatley	Georgia	1982	Jack Rhine	Florida	2008	David Perno	Georgia
1954	Jim Whatley	Georgia	1983	Barry Shollenberger	Alabama	2009	Paul Mainieri	LSU
1955	Tilden Campbell	Alabama	1984	Joe Arnold	Florida	2010	Kevin O'Sullivan	Florida
1956	Dave Fuller	Florida	1985	Ron Polk	Miss. State	2011	Ray Tanner	South Carolina
1957	Joe Pittard	Georgia Tech	1986	Skip Bertman	LSU	2012	Gary Henderson	Kentucky
1958	Joe Connally	Auburn	1987	Steve Webber	Georgia	2013	Tim Corbin	Vanderbilt
1959	Tom Swayze	Ole Miss	1988	Joe Arnold	Florida	2014	Kevin O'Sullivan	Florida
1960	Tom Swayze	Ole Miss	1989	Ron Polk	Miss. State	2015	Paul Mainieri	LSU
1961	Ray Didier	LSU	1990	Skip Bertman	LSU			

SEC PLAYER OF THE YEAR

Year	Name	School	Year	Name	School
1993	Russ Johnson	LSU	2005	Matt LaPorta	Florida
1994	Todd Walker	LSU	2006	Ryan Strieby	Kentucky
1995	Todd Helton	Tennessee	2007	Matt LaPorta	Florida
1996	Eddy Furniss	LSU	2008	Gordon Beckham	Georgia
1997	Tim Hudson	Auburn	2009	Kent Matthes	Alabama
1998	Jeff Pickler	Tennessee	2010	Hunter Morris	Auburn
1999	Hunter Bledsoe	Vanderbilt	2011	Mike Zunino	Florida
2000	Kip Bouknight	South Carolina	2012	Raph Rhymes	LSU
2001	Chris Burke	Tennessee	2013	Tony Kemp	Vanderbilt
2002	Yaron Peters	South Carolina	2014	AJ Reed	Kentucky
2003	Aaron Hill	LSU	2015	Andrew Benintendi	Arkansas
2004	Jon Zeringue	LSU			
	Stephen Head	Ole Miss			

SEC PITCHER OF THE YEAR

Year	Name	School	Year	Name	School
2003	David Marchbanks	South Carolina	2010	Drew Pomeranz	Ole Miss
2004	Justin Hoyman	Florida	2011	Grayson Garvin	Vanderbilt
2005	Luke Hochevar	Tennessee	2012	Chris Stratton	Mississippi State
2006	Nick Schmidt	Arkansas	2013	Aaron Nola	LSU
2007	David Price	Vanderbilt	2014	Aaron Nola	LSU
2008	Joshua Fields	Georgia	2015	Carson Fulmer	Vanderbilt
2009	Louis Coleman	LSU			



SEC FRESHMAN OF THE YEAR

Year	Name	School
2000	Mike Fontenot	LSU
2001	Lane Mestepey	LSU
2002	Seth Smith	Ole Miss
2003	Stephen Head	Ole Miss
2004	Wade LeBlanc	Alabama
2005	J.P. Arencibia	Tennessee
2006	Pedro Alvarez	Vanderbilt
2007	Jordan Henry	Ole Miss
2008	Hunter Morris	Auburn

Year	Name	School
2009	Matty Ott	LSU
	Preston Tucker	Florida
2010	Austin Maddox	Florida
2011	Tony Kemp	Vanderbilt
2012	Austin Cousino	Kentucky
2013	Alex Bregman	LSU
2014	Logan Shore	Florida
2015	Alex Lange	LSU

SEC SCHOLAR-ATHLETE OF THE YEAR

Year	Name	School
2004	Brady Toops	Arkansas
2005	Jason Determann	LSU
2006	Emeel Salem	Alabama
2007	Emeel Salem	Alabama
2008	Gordon Beckham	Georgia
2009	Ben Jones	Auburn

Year	Name	School
2010	Cory Luckie	Auburn
2011	James McCann	Arkansas
2012	Michael Roth	South Carolina
2013	Sam Frost	Mississippi State
2014	Seth Heck	Mississippi State
2015	Seth Heck	Mississippi State

BASEBALL AMERICA HONORS COACH OF THE YEAR

- | | |
|-------------------------------------|-----------------------------------|
| 1983 — BARRY SHOLLENBERGER, ALABAMA | 1997 — JIM WELLS, ALABAMA |
| 1985 — RON POLK, MISSISSIPPI STATE | 2000 — RAY TANNER, SOUTH CAROLINA |
| 1986 — SKIP BERTMAN, LSU | 2004 — DAVID PERNO, GEORGIA |
| 1990 — STEVE WEBBER, GEORGIA | 2009 — PAUL MAINIERI, LSU |
| 1995 — ROD DELMONICO, TENNESSEE | 2011 — KEVIN O'SULLIVAN, FLORIDA |
| 1996 — SKIP BERTMAN, LSU | 2014 — TIM CORBIN, VANDERBILT |

COLLEGIATE BASEBALL HONORS COACH OF THE YEAR

- | | |
|--|-----------------------------------|
| 1990 — STEVE WEBBER, GEORGIA | 2000 — SKIP BERTMAN, LSU |
| 1991 — SKIP BERTMAN, LSU | 2009 — PAUL MAINIERI, LSU |
| 1993 — SKIP BERTMAN, LSU | 2010 — RAY TANNER, SOUTH CAROLINA |
| 1996 — SKIP BERTMAN, LSU;
ANDY LOPEZ, FLORIDA | 2011 — RAY TANNER, SOUTH CAROLINA |
| 1997 — SKIP BERTMAN, LSU | 2014 — TIM CORBIN, VANDERBILT |

PLAYER OF THE YEAR

- | | |
|-------------------------------------|---|
| 1983 — DAVE MAGADAN, 1B, ALABAMA | 2014 — AJ REED, UT/DH, KENTUCKY |
| DEREK LILLQUIST, LHP, GEORGIA | 2015 — ANDREW BENINTENDI, ARKANSAS |
| 1989 — BEN McDONALD, RHP, LSU | |
| 1995 — TODD HELTON, 1B/P, TENNESSEE | <i>Note: Baseball America named a Player and a Pitcher of the Year from 1981-1988. In 1989, the publication began naming just one Player of the Year.</i> |
| 2007 — DAVID PRICE, P, VANDERBILT | |
| 2012 — MIKE ZUNINO, C, FLORIDA | |

PLAYER OF THE YEAR

- | | |
|--------------------------------------|------------------------------------|
| 1989 — BEN McDONALD, RHP, LSU | 2014 — AJ REED, UT/DH, KENTUCKY |
| 1992 — LLOYD PEEVER, RHP, LSU | 2015 — ANDREW BENINTENDI, ARKANSAS |
| 1995 — TODD HELTON, 1B/P, TENNESSEE | |
| 2000 — KIP BOUKNIGHT, P, S. CAROLINA | |
| 2007 — DAVID PRICE, P, VANDERBILT | |

FRESHMAN OF THE YEAR

- | | |
|---|--------------------------------------|
| 1983 — RAFAEL PALMEIRO, OF, MISSISSIPPI STATE | 1993 — BRETT LAXTON, P, LSU |
| 1985 — RON WENRICH, OF, GEORGIA | 1994 — R. A. DICKEY, P, TENNESSEE |
| 1992 — TODD WALKER, 2B, LSU | 2004 — WADE LEBLANC, P, ALABAMA |
| | 2006 — PEDRO ALVAREZ, 3B, VANDERBILT |

FRESHMAN OF THE YEAR

- | | |
|----------------------------------|--------------------------------------|
| 1992 — TODD WALKER, 2B, LSU | 2000 — MIKE FONTENOT, LSU |
| 1993 — BRETT LAXTON, P, LSU | 2003 — STEPHEN HEAD, DH/UT, OLE MISS |
| 1994 — R.A. DICKEY, P, TENNESSEE | 2006 — PEDRO ALVAREZ, 3B, VANDERBILT |
| 1998 — HAYDEN GLIEMMO, P, AUBURN | |

COLLEGE BASEBALL FOUNDATION COACH OF THE YEAR

- 2006 — JOHN COHEN, KENTUCKY

COLLEGE BASEBALL INSIDER COACH OF THE YEAR

- 2008 — PAUL MAINIERI, LSU

D1BASEBALL.COM

PLAYER OF THE YEAR

- 2015 — DANSBY SWANSON, VANDERBILT

(NOTE: Only SEC players listed.)



HONORS

ALABAMA • ARKANSAS • AUBURN • FLORIDA • GEORGIA • KENTUCKY • LSU • OLE MISS

SEC PLAYERS OF THE WEEK

The Southeastern Conference began naming a player of the week in 1985.

In 1987 the league expanded the honor to include a player and pitcher of the week. In 2006, a freshman of the week was added.

1985

March 12 .. Jeff Brantley, MS
 March 19 .. Will Clark, MS
 March 26 .. Will Clark, MS
 April 2 Kerry St. Clair, UG
 April 9 Randy Clark, UK
 April 16 Scott Ruskin, UF
 April 23 David Turner, UT
 April 30 Joey Cora, VU
 Jeff Brantley, MS
 May 6 Doug Duke, UA

1986

March 10 .. Roger Smith, UM
 March 17 .. Pat Bailey, UA
 March 24 .. Cam Hazen, VU
 March 31 .. Derek Lilliquist, UG
 April 7 Terry Shumpert, UK
 April 14 David Miller, UM
 Kelly Klippenstein, VU
 April 21 Ron Powell, UT
 April 28 Roy Belle, LS
 May 5 Dan Paradoa, MS

1987

Player
 March 16 .. Roger Miller, UG
 March 23 .. Tony Haney, AU
 Joey Fernandez, UF
 March 30 .. Joe Gex, UM
 David Joiner, VU
 April 7 Frank Thomas, AU
 Rodney Brewer, UF
 April 13 Craig Faulkner, LS
 Kyle Gordon, UM
 April 20 Pete Freeman, UG
 Terry Shumpert, UK
 April 27 Jack Voigt, LS
 Brad Harvie, VU
 May 4 Mitch Knox, UK
 May 11 Terry Shumpert, UK
 Joel Smith, UT

Pitcher

March 16 .. Matt Coleman, UK
 March 23 .. Derek Lilliquist, UG
 March 30 .. Mike Sodders, UA
 April 7 Mike Martin, MS
 April 13 Cris Carpenter, UG
 April 20 David Oropeza, UA
 April 27 Ron Morton, UT
 May 4 David Oropeza, UA
 Derek Lilliquist, UG
 Gregg Patterson, LS
 May 11 Nelson Arriette, MS

1988

Player
 March 22 .. Jeff Livesey, AU
 March 29 .. Craig Cala, LS
 April 5 J.R. Showalter, UG
 April 12 Robbie Buchanan, UK
 April 18 Jim Schiffman, VU
 April 25 Philip Doyle, UA
 May 2 Tommy Raffo, MS
 May 9 Vince Castaldo, UK

Pitcher

March 22 .. Johnny Wiggs, UF
 March 29 .. Mike Martin, MS
 April 5 Dave Voit, UK
 April 12 Dave Voit, UK
 April 18 Ben McDonald, LS
 April 25 Johnny Wiggs, UF
 May 2 Darren Musselwhite, UM
 May 9 Johnny Wiggs, UF

1989

Player
 March 19 .. Jamie Abbig, VU

March 26 .. Tommy Raffo, MS
 April 3 J.R. Showalter, UG
 April 10 Tommy Raffo, MS
 April 17 Clark Preble, AU
 April 24 Cary Williams, UA
 May 1 Tracy Echols, MS
 May 8 Roger Miller, UG

Pitcher

March 19 .. Ben McDonald, LS
 March 26 .. Dave Fleming, UG
 April 3 Jeff Gidcumb, UF
 April 10 Grant Sullivan, UM
 April 17 Tommy Milstead, UA
 April 24 Mike McLochlin, VU
 May 1 Rod Bolton, UK
 May 8 Tommy Youngblood, UK

1990

Player
 March 20 .. Mike DiFelice, UT
 March 27 .. Jeff Cooper, UG
 April 2 Todd O'Donnell, AU
 April 10 Tim Edge, AU
 April 17 Brian Jester, UG
 April 24 Tommy Raffo, MS
 May 1 Bo Camposano, UF
 May 8 J.R. Showalter, UG

Pitcher

March 20 .. Kenny Cargyle, UM
 March 27 .. Bobby Dillon, UT
 April 10 Tommy Milstead, UA
 April 2 Chris George, MS
 April 17 Rod Bolton, UK
 April 24 Doug Brennan, UF
 May 1 Dave Fleming, UG
 May 8 Chad Ogea, LS

1991

Player
 March 18 .. Brannen Veal, AU
 March 25 .. Andrew Albrecht, AU
 April 1 Philip Doyle, UA
 April 8 Steve Hegan, MS
 April 15 Mick Kerns, UA
 April 22 Mick Kerns, UA
 April 29 Rich Cordani, LS
 May 5 Mike Basse, UT
 May 13 Joe Vitiello, UA

Pitcher

March 18 .. John Burke, UF
 March 25 .. Rick Green, LS
 April 1 Marc Valdes, UF
 April 8 Paul Fletcher, UT
 April 15 Grant Sullivan, UM
 April 22 Mark Thompson, UK
 April 29 John Powell, AU
 May 5 Jim Musselwhite, UG
 May 13 Mike Sirotko, LS

1992

Player
 March 23 .. Jeff Abbott, UK
 March 30 .. Blaise Kozeniewski, UG
 April 6 Rex Buckner, MS
 April 13 Rex Buckner, MS
 April 20 Russ Johnson, LS
 April 27 Burke Cromer, SC
 May 4 Ray Suplee, UG
 May 11 Jeff Parnell, SC

Pitcher

March 23 .. B.J. Wallace, MS
 March 30 .. Wally Maynard, SC
 April 6 Scott Schultz, LS
 April 13 Scott Newell, VU
 April 20 John Pricher, UF
 April 27 Brian Maxcy, UM
 May 4 Mark Fuller, AU

May 11 Lloyd Peever, LS

1993

Player

March 27 .. Todd Walker, LS
 April 5 Bo Camposano, UF
 April 12 Vee Hightower, VU
 April 19 Bubba Trammel, UT
 April 26 Joe Biernat, SC
 May 3 Eddie Brooks, UK
 May 10 Todd Walker, LS
 May 16 Todd Helton, UT

Pitcher

March 29 .. Carlton Loewer, MS
 April 5 Alex Barylak, UG
 April 12 Al Drumheller, UA
 April 19 John Powell, AU
 April 26 Mike Sirotko, LS
 May 3 Marc Valdes, UF
 May 10 Jason Haynie, SC
 May 17 Rob Mosser, SC

1994

Player

March 28 .. Russ Johnson, LS
 April 4 Drew Williams, MS
 April 11 Jeff Abbott, UK
 April 18 Chris Stowers, UG
 April 25 Todd Mensik, UM
 May 2 Chan Perry, UF
 May 9 Drew Williams, MS
 May 17 Nick Morrow, VU

Pitcher

March 28 .. Brian Reed, UK
 April 4 Todd Abbott, AR
 April 11 Rob Bonanno, UF
 April 18 R. A. Dickey, UT
 April 25 Gary Rath, MS
 May 2 John Powell, AU
 May 9 Brian Powell, UG
 May 17 Scott Schultz, LS

1995

Player

March 28 .. Russ Johnson, LS
 March 27 .. Todd Helton, UT
 April 3 Chris Moller, UA
 April 10 Nathan Dunn, LS
 April 17 Scott Vieira, UT
 April 24 Todd Helton, UT
 May 1 Kit Pellow, AR
 May 8 Shawn McNally, AU
 May 15 Jay Tedesco, UK

Pitcher

March 27 .. Jamey Price, AU
 April 3 Ryan Halla, AU
 April 10 J.J. Pearsall, SC
 April 17 Brian Winders, LS
 April 24 Chris Morrison, AU
 May 1 Joel Colgrove, MS
 May 8 Kyle Kennedy, UA
 May 15 Todd Helton, UT

1996

Player

March 11 .. Scott Schroeffel, UT
 March 18 .. Eddy Furniss, LS
 March 25 .. David Eckstein, UF
 April 1 Josh Etheredge, AU
 April 8 Brett Taft, UA
 April 15 Josh Adeeb, VU
 April 22 Keith Lewis, UM
 April 29 Chris Moller, UA
 May 6 Brad Wilkerson, UF
 May 13 Kit Pellow, AR

Pitcher

March 11 .. Adam Shadburne, UK

HONORS



MISSISSIPPI STATE • MISSOURI • SOUTH CAROLINA • TENNESSEE • TEXAS A&M • VANDERBILT

March 18 .. Scott Schroeffel, UT
 March 25 .. Jason Haynie, SC
 April 1 Richie Nye, AR
 April 8 Scott Downs, UK
 April 15 . . . David Hooten, MS
 April 22 . . . R.A. Dickey, UT
 April 29 . . . Phillip Haigler, VU
 May 6 Kevin Shipp, LS
 May 13 Joel Colgrove, UA

1997

Player

March 10 .. Brandon Larson, LS
 March 17 .. Roberto Vaz, UA
 March 24 .. Justin Ross, UT
 March 31 .. Ryan Lundquist, AR
 April 7 Adam Piatt, MS
 April 14 . . . Roberto Vaz, UA
 April 21 . . . Brad Wilkerson, UF
 April 28 . . . Josh Adeeb, VU
 May 5 Josh Etheredge, AU
 May 12 Justin Bunch, UK

Pitcher

March 10 .. Scott Downs, UK
 March 17 .. Patrick Coogan, LS
 March 24 .. Van Johnson, MS
 March 31 .. Tim Hudson, AU
 April 7 Scott Downs, UK
 April 14 . . . Josh Gandy, UG
 April 21 . . . Patrick Coogan, LS
 April 28 . . . Doug Thompson, LS
 May 5 Dan Wright, AR
 May 12 Josh Fogg, UF

1998

Player

March 9 . . . Jeff Pickler, UT
 March 16 .. David Ross, UF
 March 23 .. Trey McClure, LS
 March 30 .. Rodney Nye, AR
 April 6 Derek Nicholson, UF
 April 13 . . . G.W. Keller, UA
 April 20 . . . Adam Everrett, SC
 April 27 . . . Brian Wiese, MS
 May 4 Josh Dalton, LS
 May 11 Brad Wilkerson, UF

Pitcher

March 9 . . . David Walling, AR
 March 16 .. Kip Bouknight, SC
 March 23 .. Justin Smith, UA
 March 30 .. Chris Demouy, LS
 April 6 Hayden Gliemmo, AU
 April 13 . . . Rob Quarnstrom, AR
 April 20 . . . Jeremy Jackson, MS
 April 27 . . . Josh Paxton, UK
 May 4 Matt Ginter, MS
 May 11 Jeff McAvoy, UM

1999

Player

March 15 .. Andy Phillips, UA
 March 22 .. Greg Catalanotte, UF
 March 29 .. Jamie Kersh, AU
 April 5 Jude Voltz, UM
 April 12 . . . Travis Chapman, MS
 April 19 . . . Brian Roberts, SC
 April 26 . . . Kurt Keene, UF
 May 5 Brad Cresse, LS
 May 10 . . . G.W. Keller, UA
 May 17 Casey Dunn, AU

Pitcher

March 15 .. Cliff Brand, UG
 March 22 .. Matt Ginter, MS
 March 29 .. Kip Bouknight, SC
 April 5 David Walling, AR
 April 12 . . . Jeff McAvoy, UM
 April 19 . . . Nathan Kent, UK
 April 26 . . . Jonathan Blankenship, UA
 May 3 David Walling, AR
 May 10 . . . Brian Compton, MS
 May 17 . . . Kurt Ainsworth, LS

2000

Player

March 13 .. John McHenry, SC

March 20 .. Gabe Gross, AU
 March 27 .. Brad Cresse, LS
 April 3 Doc Brooks, UG
 April 10 . . . Karl Nonemaker, VU
 April 17 . . . Cedrick Harris, LS
 April 24 . . . Shane Kelly, MS
 May 1 Sam Bozanich, UA
 May 8 Travis Chapman, MS
 May 15 . . . Todd Faulkner, AU

Pitcher

March 13 .. Chris Clark, UG
 March 20 .. Jamie Bennett, UT
 March 27 .. Colter Bean, AU
 April 3 Peter Bauer, SC
 April 10 . . . Kip Bouknight, SC
 April 17 . . . Colter Bean, AU
 April 24 . . . Eddie Rojas, UF
 May 1 Mike Smalley, UF
 May 8 Brian Tallet, LS
 May 15 . . . Jared Manatt, AR

2001

Player

Feb. 12 . . . Gabe Gross, AU
 Feb. 19 . . . Kyle Washburn, AR
 Feb. 26 . . . Zeph Zinsman, LS
 March 5 . . . Bryan Moore, LS
 March 12 .. Ulises Cabrera-Valenzuela, VU
 March 19 .. Brian Kirby, AR
 March 26 .. Chris Burke, UT
 April 2 Peter Nystrom, UF
 April 9 Ryan Theriot, LS
 April 16 . . . Gabe Gross, AU
 April 23 . . . Mailon Kent, AU
 April 30 . . . Josh Christian, UM
 May 7 Chris Burke, UT
 May 14 . . . Mailon Kent, AU

Pitcher

Feb. 12 . . . Lance Cormier, UA
 Feb. 19 . . . Pete Montrenes, UM
 Feb. 26 . . . Gary Bell, SC
 March 5 . . . Lance Cormier, UA
 March 12 .. Brandon Crowe, UT
 March 19 .. Kip Bouknight, SC
 March 26 .. Tanner Brock, MS
 April 2 Hayden Gliemmo, AU
 April 9 Scott Murphy, UG
 April 16 . . . Lane Mestepey, LS
 April 23 . . . Gary Bell, SC
 April 30 . . . Jeffery Carswell, UG
 May 7 Charlie Isaacson, AR
 May 14 . . . Lee Gronkiewicz, SC

2002

Player

Feb. 11 . . . Sean Barker, LS
 Feb. 18 . . . Pat Osborn, UF
 Feb. 25 . . . Yaron Peters, SC
 March 4 . . . Brent Boyd, UA
 March 11 .. Jeremy Brown, UA
 March 18 .. Ryan Shealy, UF
 March 25 .. Drew Meyer, SC
 April 1 Matthew Brinson, MS
 April 8 Ryan Fox, AR
 April 15 . . . Burney Hutchinson, UM
 April 22 . . . Mark Kiger, UF
 April 29 . . . Brent Boyd, UA
 May 6 Yaron Peters, SC
 May 13 . . . Trent Pratt, AU
 May 20 . . . Ryan Shealy, UF

Pitcher

Feb. 11 . . . David Marchbanks, SC
 Feb. 18 . . . Jeffery Terrell, UT
 Feb. 25 . . . Jeremy Sowers, VU
 March 4 . . . Eric Brandon, AU
 March 11 .. Joseph Blanton, UK
 March 18 .. Colby Paxton, AU
 March 25 .. Gary Hogan, Jr., AR
 April 1 Keith Ramsey, UF
 April 8 Lance Cormier, UA
 April 15 . . . Bo Pettit, LS
 April 22 . . . T.J. Beam, UM
 April 29 . . . Brian Wilson, LS
 May 6 Rob Carrado, UK
 May 13 . . . Alex Hart, UF
 May 20 . . . Chris Young, MS

2003

Player

Feb. 10 . . . Stephen Barton, UF
 Feb. 17 . . . Josh Bell, AU
 Feb. 24 . . . C.J. Smith, UF
 March 3 . . . Bobby Huddleston, AU
 March 10 .. Beau Heard, UA
 March 17 .. Allen Rice, UA
 March 24 .. Tug Hulett, AU
 April 1 Andrew Wishy, AR
 April 8 Stephen Head, UM
 April 15 . . . Aaron Hill, LS
 April 22 . . . Cesar Nicolas, VU
 April 29 . . . Ryan Patterson, LS
 May 6 Bryan Triplett, SC
 May 13 . . . Justin McClain, UG
 May 20 . . . Warner Jones, VU

Pitcher

Feb. 10 . . . Ben Riley, UT
 Feb. 17 . . . Allen Pinder, UA
 Feb. 24 . . . Matt Campbell, SC
 March 3 . . . Alan Johnson, MS
 March 10 .. Adam Sanabria, UF
 March 17 .. Jarrett Gardner, AR
 March 24 .. Justin Hoyman, UF
 April 1 Alan Johnson, MS
 April 8 Jeremy Sowers, VU
 April 15 . . . David Marchbanks, SC
 April 22 . . . Scott Wade, VU
 April 29 . . . Stephen Head, UM
 May 6 Alan Johnson, MS
 May 13 . . . Matt Campbell, SC
 May 20 . . . Matt Campbell, SC

2004

Player

Feb. 16 . . . Steve Pearce, SC
 Feb. 23 . . . C.J. Smith, UF
 March 1 . . . Stephen Head, UM
 March 8 . . . Stephen Head, UM
 March 15 .. Michael Rivera, UT
 March 22 .. Matt Liuzza, LS
 March 29 .. Warner Jones, VU
 April 5 Clay Harris, LS
 April 12 .. Brad Corley, MS
 April 19 .. Alex Presley, UM
 April 26 .. Ben Harrison, UF
 May 3 Jeff Corsaletti, UF
 May 10 .. Justin Holmes, UG
 May 17 .. Brad Corley, MS
 May 24 .. Ryan Patterson, LS

Pitcher

Feb. 16 . . . Justin Hoyman, UF
 Feb. 23 . . . Ryan Mullins, VU
 March 1 . . . Jeremy Sowers, VU
 March 8 . . . Clay Dirks, LS
 March 15 .. Brandon Belcher, UA
 March 22 .. Kelen Gibson, UK
 March 29 .. Wade LeBlanc, UA
 April 5 Will Startup, UG
 April 12 .. Jay Sawatski, AR
 April 19 .. Kalen Gibson, UK
 April 26 .. Matt Campbell, SC
 May 3 Arik Hempy, SC
 May 10 .. Mark Holliman, UM
 May 17 .. Aaron Rawl, SC
 May 24 .. Jeremy Sowers, VU

2005

Player

Feb. 14 . . . Scott Bridges, AR
 Feb. 21 . . . Matt LaPorta, UF
 Feb. 28 . . . Steve Pearce, SC
 March 7 . . . Billy Grace, UK
 March 14 .. Eli Iorg, UT
 March 21 .. Brian Pettway, UM
 March 28 .. Josh Bell, AU
 April 4 Mike Baxter, VU
 April 11 . . . Gabe Scott, UA
 April 18 .. Clay Harris, LS
 April 25 .. Matt LaPorta, UF
 May 2 John Shelby, UK
 May 9 J.P. Arencibia, UT
 May 16 .. Ryan Patterson, LS
 May 23 .. Matt LaPorta, UF



HONORS

ALABAMA • ARKANSAS • AUBURN • FLORIDA • GEORGIA • KENTUCKY • LSU • OLE MISS

Pitcher

Feb. 14 . . . Aaron Rawl, SC
 Feb. 21 . . . Jensen Lewis, VU
 Feb. 28 . . . Luke Hochaver, UT
 March 7 . . . Wade LeBlanc, UA
 March 14 . . . Josh Sullivan, AU
 March 21 . . . Luke Hochaver, UT
 March 28 . . . Todd Doolittle, MS
 April 4 . . . T.J. Large, UA
 April 11 . . . Zac McCamie, SC
 April 18 . . . Ryan Mullins, VU
 April 25 . . . Clay Dirks, LS
 May 2 . . . Matt Maloney, UM
 May 9 . . . Nick Schmidt, AR
 May 16 . . . Charley Boyce, AR
 May 23 . . . Jason Determann, LS

2006

Player

2 (2/13) . . . Adam Davis, UF
 3 (2/20) . . . Mike Bianucci, AU
 4 (2/27) . . . Bruce Sprowl, LS
 5 (3/6) . . . Sean Coughlin, UK
 6 (3/13) . . . Matt Robbins, UG
 7 (3/20) . . . Ryan Strieby, UK
 8 (3/27) . . . Antone DeJesus, UK
 9 (4/3) . . . Alex Presley, UM
 10 (4/10) . . . Sean Coughlin, UK
 11 (4/17) . . . Pedro Alvarez, VU
 12 (4/24) . . . John Shelby, UK
 13 (5/1) . . . Emeel Salem, UA
 14 (5/8) . . . Brian Walker, AR
 15 (5/15) . . . J.P. Arencibia, UT
 16 (5/22) . . . Matt Downs, UA

Pitcher

2 (2/13) . . . Nick Schmidt, AR
 3 (2/20) . . . Darren O'Day, UF
 4 (2/27) . . . Brooks Brown, UG
 5 (3/6) . . . Andrew Curse, SC
 6 (3/13) . . . David Price, VU
 7 (3/20) . . . Wade LaBlanc, UA
 8 (3/27) . . . David Price, VU
 9 (4/3) . . . David Price, VU
 10 (4/10) . . . David Price, VU
 11 (4/17) . . . Mike Cisco, SC
 12 (4/24) . . . Brooks Brown, UG
 13 (5/1) . . . Mickey Westphal, UG
 14 (5/8) . . . Justin Pigott, MS
 15 (5/15) . . . Matt Robinson, UK
 16 (5/22) . . . Nick Schmidt, AR

Freshman

2 (2/13) . . . Jarred Bogany, LSU
 3 (2/20) . . . Josh Lindblom, UT
 4 (2/27) . . . Tommy Hunter, UA
 5 (3/6) . . . Cody Satterwhite, UM
 6 (3/13) . . . Pedro Alvarez, VU
 7 (3/20) . . . Tommy Hunter, UA
 8 (3/27) . . . David Hum, AR
 9 (4/3) . . . Tommy Hunter, UA
 10 (4/10) . . . Sean Coughlin, UK
 11 (4/17) . . . Tony Delmonico, UT
 12 (4/24) . . . Alex Avila, UA
 13 (5/1) . . . Justin Smoak, SC
 14 (5/8) . . . Nathan Moreau, UG
 15 (5/15) . . . Logan Power, UM
 16 (5/22) . . . Ryan Flaherty, VU

2007

Player

Week 1 . . . Pedro Alvarez, VU
 Week 2 . . . Kent Matthes, UA
 Week 3 . . . Mike Bianucci, AU
 Week 4 . . . Sean Coughlin, UK
 Week 5 . . . Justin Henry, UM
 Week 6 . . . Edward Easley, MS
 Week 7 . . . Matt LaPorta, UF
 Week 8 . . . Matt LaPorta, UF
 Week 9 . . . Travis Jones, SC
 Week 10 . . . Danny Hamblin, AR
 Week 11 . . . Brian Leclerc, UF
 Week 12 . . . Dominic de la Osa, VU
 Week 13 . . . Travis Jones, SC
 Week 14 . . . Emeel Salem, UA
 Week 15 . . . Dominic de la Osa, VU

Pitcher

Week 1 . . . Brandon Belcher, UA
 Week 2 . . . David Price, VU
 Week 3 . . . James Adkins, UT
 Week 4 . . . Harris Honeycutt, SC
 Week 5 . . . David Price, VU
 Week 6 . . . Lance Lynn, UM
 Week 7 . . . Jess Todd, AR
 Week 8 . . . Nick Schmidt, AR
 Week 9 . . . Justin Pigott, MS
 Week 10 . . . Arik Hempy, SC
 Week 11 . . . Lance Lynn, UM
 Week 12 . . . James Adkins, UT
 Week 13 . . . Nathan Moreau, UG
 Week 14 . . . Chris Rusin, UK
 Week 15 . . . Brett Bukvich, UM

Freshman

Week 1 . . . Lonnie Chisenhall, SC
 Week 2 . . . Jason Kipnis, UK
 Week 3 . . . Jared Mitchell, LS
 Week 4 . . . Andrew Clark, UM
 Week 5 . . . Brock Wright, UK
 Week 6 . . . Jake Smith, UA
 Week 7 . . . Jeff Lockwood, UT
 Week 8 . . . Brandon Turner, MS
 Week 9 . . . Taylor Thompson, AU
 Week 10 . . . Blake Dean, LS
 Week 11 . . . Brandon Turner, MS
 Week 12 . . . Jordan Henry, UM
 Week 13 . . . Blake Dean, LS
 Week 14 . . . Kyle Mullaney, UF
 Week 15 . . . Jeff Lockwood, UT

2008

Player

Week 1 . . . Reese Havens, SC
 Week 2 . . . Sawyer Carroll, UK
 Week 3 . . . Aaron Murphee, AR
 Week 4 . . . Gordon Beckham, UG
 Week 5 . . . Gordon Beckham, UG
 Week 6 . . . Phil Dasher, SC
 Week 7 . . . Shawn Griffin, UT
 Week 8 . . . David Macias, UF
 Week 9 . . . Collin McGill, UK
 Week 10 . . . Logan Forsythe, AR
 Week 11 . . . Brandon May, UA
 Week 12 . . . Ryan Schimpf, LSU
 Week 13 . . . Cole Figueroa, UF

Pitcher

Week 1 . . . Lance Lynn, UM
 Week 2 . . . Ryan Verdugo, LSU
 Week 3 . . . Scott Bittle, UM
 Week 4 . . . Ricky Bowen, MS
 Week 5 . . . Bryan Woodall, AU
 Week 6 . . . Patrick Keating, UF
 Week 7 . . . Joshua Fields, UG
 Week 8 . . . Lance Lynn, UM
 Week 9 . . . Blake Cooper, SC
 Week 10 . . . Andrew Albers, UK
 Week 11 . . . Jared Bradford, LSU
 Week 12 . . . Dallas Keuchel, AR
 Week 13 . . . James Paxton, UK

Freshman

Week 1 . . . Andy Wilkins, AR
 Week 2 . . . Matt Smith, UM
 Week 3 . . . Kentrail Davis, UT
 Week 4 . . . Josh Adams, UF
 Week 5 . . . Tommy Toledo, UF
 Week 6 . . . Trent Mummey, AU
 Week 7 . . . Drew Pomeranz, UM
 Week 8 . . . Kentrail Davis, UT
 Week 9 . . . Ross Wilson, UA
 Week 10 . . . Josh Rutledge, UA
 Week 11 . . . Grant Dayton, AU
 Week 12 . . . Tim Ferguson, UM
 Week 13 . . . Ross Wilson, UA

2009

Player

Week 1 . . . Ryan Schimpf, LS
 Week 2 . . . Kent Matthes, UA
 Week 3 . . . Chase Leavitt, AR
 Week 4 . . . Kent Matthes, UA
 Week 5 . . . Jordan Henry, UM
 Week 6 . . . Rich Poythress, UG

Week 7 . . . Micah Gibbs, LS
 Week 8 . . . Blake Dean, LS
 Week 9 . . . P.J. Polk, UT
 Week 10 . . . Brian Harris, VU
 Week 11 . . . Brandon May, UA
 Week 12 . . . Aaron Westlake, UG
 Week 13 . . . Kyle Henson, UM

Pitcher

Week 1 . . . Patrick Keating, UF
 Week 2 . . . Austin Ross, LS
 Week 3 . . . Chris Rusin, UK
 Week 4 . . . Louis Coleman, LS
 Week 5 . . . Matty Ott, LS
 Week 6 . . . Austin Ross, LS
 Week 7 . . . Scott Bittle, UM
 Week 8 . . . Mike Minor, VU
 Week 9 . . . Brett Eibner, AR
 Week 10 . . . Matty Ott, LS
 Week 11 . . . Louis Coleman, LS
 Week 12 . . . Austin Hyatt, UA
 Week 13 . . . Sam Dyson, SC

Freshman

Week 1 . . . Johnathan Taylor, UG
 Week 2 . . . Aaron Westlake, VU
 Week 3 . . . Casey McElroy, AU
 Week 4 . . . Collin Kuhn, AR
 Week 5 . . . Alex Panteliodis, UF
 Week 6 . . . Preston Tucker, UG
 Week 7 . . . Sonny Gray, VU
 Week 8 . . . Preston Tucker, UF
 Week 9 . . . Chad Wright, UF
 Week 10 . . . Preston Tucker, UF
 Week 11 . . . Jackie Bradley, Jr., SC
 Week 12 . . . Andy Burns, UK
 Week 13 . . . Zach Osborne, UT

2010

Player

Week 1 . . . P.J. Polk, UT
 Week 2 . . . Brian Fletcher, AU
 Week 3 . . . Connor Powers, MS
 Week 4 . . . Ross Wilson, UA
 Week 5 . . . Hunter Morris, AU
 Week 6 . . . Zack Cox, AR
 Week 7 . . . P.J. Polk, UT
 Week 8 . . . Justin Fradejas, AU
 Week 9 . . . Connor Powers, MS
 Week 10 . . . Hunter Morris, AU
 Week 11 . . . Trent Mummey, AU
 Week 12 . . . Joe Loftus, VU
 Week 13 . . . Marcus Nidiffer, UK
 Week 14 . . . Jake Smith, UA

Pitcher

Week 1 . . . Sonny Gray, VU
 Week 2 . . . Drew Pomeranz, UM
 Week 3 . . . Logan Darnell, UK
 Week 4 . . . Bryan Morgado, UT
 Week 5 . . . Drew Pomeranz, UM
 Week 6 . . . Sonny Gray, VU
 Week 7 . . . Drew Smyly, AR
 Week 8 . . . Jay Brown, SC
 Week 9 . . . Blake Cooper, SC
 Week 10 . . . Sam Dyson, SC
 Week 11 . . . Brett Huber, UM
 Week 12 . . . Mike Bolsinger, UM
 Week 13 . . . Sam Dyson, SC
 Week 14 . . . Kevin Chapman, UF

Freshman

Week 1 . . . Taylor Rogers, UK
 Week 2 . . . Hudson Randall, UF
 Week 3 . . . Nolan Fontana, UF
 Week 4 . . . Matt Vinson, AR
 Week 5 . . . Tyler Webb, SC
 Week 6 . . . Alex Yarbrough, UM
 Week 7 . . . Brian Johnson, UF
 Week 8 . . . Hudson Randall, UF
 Week 9 . . . Austin Maddox, UF
 Week 10 . . . Brian Johnson, UF
 Week 11 . . . Jordan Cooper, UK
 Week 12 . . . Nolan Fontana, UF
 Week 13 . . . Kyle Farmer, UG
 Week 14 . . . Chris Stratton, MS

HONORS



MISSISSIPPI STATE • MISSOURI • SOUTH CAROLINA • TENNESSEE • TEXAS A&M • VANDERBILT

2011

Player

Week 1 . . . Nolan Fontana, UF
 Week 2 . . . Taylor Black, UK
 Week 3 . . . Kyle Robinson, AR
 Week 4 . . . Matt Duffy, UT
 Week 5 . . . Casey McElroy, AU
 Week 6 . . . Josh Rosecrans, UA
 Week 7 . . . Mikie Mahtook, LS
 Week 8 . . . Curt Casali, VU
 Week 9 . . . Kyle Robinson, AR
 Week 10 . . . Christian Walker, SC
 Week 11 . . . Mike Zunino, UF
 Week 12 . . . Miles Hamblin, UM
 Week 13 . . . Nolan Fontana, UF

Pitcher

Week 1 . . . Kurt McCune, LS
 Week 2 . . . Derek Varnadore, AU
 Week 3 . . . Sonny Gray, VU
 Week 4 . . . Alex Wood, UG
 Week 5 . . . Hudson Randall, UF
 Week 6 . . . Grayson Garvin, VU
 Week 7 . . . Hudson Randall, UF
 Tyler Maloof, UG
 Week 8 . . . Colby Holmes, SC
 Week 9 . . . Michael Roth, SC
 Week 10 . . . Alex Meyer, UK
 Week 11 . . . Michael Palazzone, UG
 Week 12 . . . Alex Meyer, UK
 Week 13 . . . Colby Holmes, SC

Freshman

Week 1 . . . Daryl Norris, MS
 Week 2 . . . JaCoby Jones, LS
 Week 3 . . . Zack Powers, UF
 Week 4 . . . Corey Littrell, UK
 Week 5 . . . J.T. Riddle, UK
 Week 6 . . . Daryl Norris, MS
 Week 7 . . . Forrest Koumas, SC
 Tony Kemp, VU
 Week 8 . . . Dillon Ortman, AU
 Dominic Ficociello, AR
 Week 9 . . . Bobby Wahl, UM
 Week 10 . . . Conrad Gregor, VU
 Karsten Whitson, UF
 Week 11 . . . Kevin Gausman, LS
 Week 12 . . . Dominic Ficociello, AR
 Week 13 . . . Kevin Gausman, LS

2012

Player

Week 1 . . . D. Steckenrider, UT
 Week 2 . . . Zac Zellers, UK
 Week 3 . . . Mason Katz, LS
 Week 4 . . . Matt Snyder, UM
 Week 5 . . . Preston Tucker, UF
 Week 6 . . . Tim Carver, AR
 Ryan Tella, AU
 Week 7 . . . Taylor Dugas, UA
 Luke Maile, UK
 Week 8 . . . Brian Johnson, UF
 Week 9 . . . Luke Maile, UK
 Alex Yarbrough, UM
 Week 10 . . . Blake Austin, AU
 Week 11 . . . JaCoby Jones, LS
 Week 12 . . . Anthony Gomez, VU
 Week 13 . . . Mason Katz, LS

Pitcher

Week 1 . . . Barrett Astin, AR
 Week 2 . . . Michael Roth, SC
 Bobby Wahl, UM
 Week 3 . . . Alex Wood, UG
 Week 4 . . . Kevin Gausman, LS
 Week 5 . . . Chris Stratton, MS
 Week 6 . . . Zack Godley, UT
 Week 7 . . . Brent Bonvillain, LS
 Week 8 . . . Ryan Eades, LS
 Week 9 . . . Kendall Graveman, MS
 Week 10 . . . Chris Stratton, MS
 Week 11 . . . Alex Wood, UG
 Week 12 . . . Kevin Gausman, LS
 Week 13 . . . DJ Baxendale, AR

Freshman

Week 1 . . . Taylor Gushue, UF
 Week 2 . . . Ben Moore, UA

Week 3 . . . Taylor Gushue, UF
 Week 4 . . . D. Henderson, MS
 Week 5 . . . A.J. Reed, UK
 Week 6 . . . Justin Kamplain, UA
 Week 7 . . . J. Montgomery, SC
 Week 8 . . . Grayson Greiner, SC
 Week 9 . . . Ben Moore, UA
 Week 10 . . . Spencer Turnbull, AU
 Week 11 . . . Casey Turgeon, UF
 Week 12 . . . Sam Mahar, UK
 Week 13 . . . Jacob Lindgren, MS

2013

Player

Week 1 . . . Zack Powers, UF
 J.T. Riddle, UK
 Week 2 . . . LB Dantzer, SC
 Week 3 . . . A.J. Reed, UK
 Week 4 . . . Joey Pankake, SC
 Week 5 . . . Mason Katz, LS
 Week 6 . . . Alex Bregman, LS
 Week 7 . . . Mason Katz, LS
 Week 8 . . . Keaton Steele, MU
 Week 9 . . . Hunter Renfroe, MS
 Week 10 . . . Nick Ammirati, MS
 Week 11 . . . Damek Tomscha, AU
 Week 12 . . . Tony Kemp, VU

Pitcher

Week 1 . . . Bobby Wahl, UM
 Week 2 . . . Philip Pfeifer, VU
 Week 3 . . . Kevin Ziomek, VU
 Week 4 . . . Kevin Ziomek, VU
 Week 5 . . . Keaton Steele, MU
 Week 6 . . . Ryne Stanek, AR
 Week 7 . . . Jonathon Crawford, UF
 Week 8 . . . Kendall Graveman, MS
 Week 9 . . . Zack Godley, UT
 Week 10 . . . Aaron Nola, LS
 Bobby Wahl, UM
 Week 11 . . . Aaron Nola, LS
 Week 12 . . . D. Mengden, AM
 Mike Mayers, UM

Freshman

Week 1 . . . Mikey White, UA
 Week 2 . . . Colin Poche, AR
 Week 3 . . . J. Moroney, AM
 Week 4 . . . Trey Killian, AR
 Week 5 . . . Georgie Salem, UA
 Week 6 . . . Matt Kent, AM
 Week 7 . . . Tyler Spoon, AR
 Week 8 . . . Max Schrock, SC
 Week 9 . . . Harrison Bader, UF
 Week 10 . . . Jack Wynkoop, SC
 Week 11 . . . Hunter Melton, AM
 Week 12 . . . Jordan Ebert, AU

2014

Player

Week 1 . . . Will Allen, UM
 Week 2 . . . AJ Reed, UK
 Week 3 . . . Will Maddox, UT
 Week 4 . . . Nick Senzel, UT
 Week 5 . . . Vince Conde, VU
 Week 6 . . . Micheal Thomas, UK
 Week 7 . . . Grayson Greiner, SC
 Week 8 . . . AJ Reed, UK
 Week 9 . . . Eric Anderson, MU
 Week 10 . . . Conner Hale, LS
 Week 11 . . . Auston Bousfield, UM
 Week 12 . . . Casey Turgeon, UF
 Week 13 . . . Vince Conde, VU

Pitcher

Week 1 . . . Wil Crowe, SC
 Week 2 . . . Aaron Nola, LS
 Week 3 . . . Ross Mitchell, MS
 Brett Graves, MU
 Week 4 . . . Aaron Nola, LS
 Week 5 . . . Ross Mitchell, MS
 Week 6 . . . Trey Killian, AR
 Week 7 . . . Keaton Steele, MU
 Jon Keller, UA
 Week 8 . . . Jalen Beeks, AR
 Chris Oliver, AR
 Aaron Nola, LS
 Week 9 . . . Justin Kamplain, UA
 Week 10 . . . Logan Salow, UK

Week 11 . . . Aaron Rhodes, UF
 Week 12 . . . Ryan Lawlor, UG
 Ross Mitchell, MS
 Week 13 . . . Robert Tyler, UG

Freshman

Week 1 . . . Bryan Reynolds, VU
 Week 2 . . . Wil Crowe, SC
 Week 3 . . . Keegan Thompson, AU
 Week 4 . . . Robert Tyler, UG
 Week 5 . . . Thomas Burrows, UA
 Week 6 . . . Jared Poche, LS
 Week 7 . . . Robert Tyler, UG
 Week 8 . . . Hunter Webb, UA
 Week 9 . . . A.J. Puk, UF
 Week 10 . . . Thomas Burrows, UA
 Week 11 . . . Jake Fraley, LS
 Week 12 . . . Nick Banks, AM
 Week 13 . . . Logan Shore, UF

2015

Player

Week 1 . . . Harrison Bader, UF
 Week 2 . . . Kade Scivicque, LS
 Buddy Reed, UF
 Week 3 . . . Anfernee Grier, AU
 Zander Wiel, VU
 Week 4 . . . Conner Hale, LS
 Week 5 . . . Rhet Wiseman, VU
 Week 6 . . . Kyle Barrett, UK
 Week 7 . . . Zander Wiel, VU
 Week 8 . . . Christin Stewart, UT
 Week 9 . . . JJ Schwarz, UF
 Week 10 . . . Andrew Benintendi, AR
 Week 11 . . . Zander Wiel, VU
 Week 12 . . . Mitchell Nau, AM
 Week 13 . . . Marcus Mooney, SC
 Week 14 . . . Chris China, LS
 Sikes Orvis, UM

Pitcher

Week 1 . . . Reggie McClain, MU
 Week 2 . . . Reggie McClain, MU
 Week 3 . . . Vince Tatum, MS
 Kyle Cody, UK
 Week 4 . . . Grayson Long, AM
 Week 5 . . . Wil Crowe, SC
 Bret Marks, UT
 Week 6 . . . Grayson Long, AM
 Reggie McClain, MU
 Week 7 . . . Spencer Jack, UK
 Week 8 . . . Tanner Houck, MU
 Week 9 . . . Keegan Thompson, AU
 Scott Weathersby, UM
 Week 10 . . . Cole Lipscomb, AU
 Week 11 . . . Zack Brown, UK
 Week 12 . . . Keaton McKinney, AR
 Week 13 . . . Carson Fulmer, VU
 Wyatt Short, UM
 Week 14 . . . Carson Fulmer, VU

Freshman

Week 1 . . . Alex Lange, LS
 Week 2 . . . Ryan Gridley, MS
 Week 3 . . . JJ Schwarz, UF
 Week 4 . . . Riley Mahan, UK
 Week 5 . . . Alex Lange, LS
 Week 6 . . . Will Golsan, UM
 Week 7 . . . Mike Rivera, UF
 Week 8 . . . Kyle Wright, VU
 Austin Bain, LS
 Week 9 . . . Cody Henry, UA
 Week 10 . . . Zach Logue, UK
 Week 11 . . . Jeren Kendall, VU
 Week 12 . . . Brett Bond, MU
 Week 13 . . . Alex Lange, LS
 Week 14 . . . Keaton McKinney, AR



HONORS

ALABAMA • ARKANSAS • AUBURN • FLORIDA • GEORGIA • KENTUCKY • LSU • OLE MISS

ALL-SEC TEAMS

1951

Mike Mizerany, Alabama 1B
 Chappel Rhino, Ga. Tech 2B
 Bob Lusk, Ga. Tech 3B
 Dan Murphy, Miss. State SS
 Jim Umbricht, Georgia (tie) SS
 George Howell, Alabama UT
 Frank Ramsey, Kentucky LF
 Bert Rechichar, Tennessee CF
 Dud Rushing, Florida RF
 G.P. Anderson, Tennessee C
 Gene Murphy, LSU C
 John Huffstutler, Tennessee P
 Olin Briscoe, Ole Miss P
 Bill Letchworth, Auburn P

1952

Charles Keller, Kentucky 1B
 Jim Hirsch, Florida 2B
 B.B. Hopkins, Tennessee 3B
 Dan Murphy, Miss. State SS
 Inman Veal, Auburn UT
 Frank Ramsey, Kentucky LF
 Bobby Carr, Alabama CF
 Harry Babcock, Georgia RF
 Haywood Sullivan, Florida C
 Jerry Marchand, LSU C
 Benny McArdle, LSU P
 Ray Weidenbacher, Tulane P
 John Huffstutler, Tennessee P

1959

Perry McGriff, Florida 1B
 Mike Thomas, Ga. Tech 2B
 Jake Gibbs, Ole Miss 3B
 Dickie Parsons, Kentucky SS
 Ken Chapman, Alabama UT
 Tommy Lewis, Georgia LF
 Bobby Geissinger, Florida CF
 Roger Kaiser, Ga. Tech RF
 George Inman, Ga. Tech C
 Bob Khayat, Ole Miss C
 Buddy Blemker, Ga. Tech P
 Ray Weidenbacher, Tulane P
 Larry Williams, Ole Miss P
 Jerry Sharp, Kentucky P

1960

Ron Overcash, Florida 1B
 Jim Douglas, Auburn 2B
 Jake Gibbs, Ole Miss 3B
 Gene Gianni, Alabama SS
 Gary Dempsey, Miss. State UT
 Billy Jones, Ole Miss OF
 Perry McGriff, Florida OF
 Ken Chapman, Alabama OF
 George Inmans, Ga. Tech C
 Bobby Khayat, Ole Miss C
 Larry Williams, Ole Miss P
 Ed Chambless, Ga. Tech P
 Alan Koch, Auburn P

1953

Pete Vogt, Tulane 1B
 Frank Bragan, Miss. State 2B
 B.B. Hopkins, Tennessee 3B
 Reggie Andrews, Georgia SS
 Chappel Rhino, Ga. Tech UT
 Frank Ramsey, Kentucky LF
 Jack Reed, Ole Miss CF
 Lewis Gilardoni, Miss. State RF
 Jerry Marchand, LSU C
 Bobby Barnes, Florida C
 Jack Roberts, Georgia P
 Harry Coe, Florida P
 Curt Monroe, Miss. State P

1954

Lou Pesce, Florida 1B
 Bernie Schreiber, Ole Miss 2B
 Jim Pyburn, Auburn 3B
 Miles Willard, Kentucky SS
 Reggie Andrews, Georgia UT
 Wayne Clark, Florida (tie) UT
 Jackie Parker, Miss. State LF
 Doug Dickey, Auburn CF
 Larry Morris, Ga. Tech RF
 Braxton Nail, Miss. State C
 Don Lloyd, Tulane C
 Paul Susce, Auburn P
 Charles Hawkins, Vanderbilt P
 Gene Lary, Alabama P
 Rudy Simpson, Florida (tie) P

1961

AII-SEC

Don Porter, Ole Miss 1B
 Jim Douglas, Auburn 2B
 Jake Gibbs, Ole Miss 3B
 Dickie Parsons, Kentucky SS
 Milledge White, Georgia UT
 Larry Nichols, Auburn OF
 John Bailey, LSU OF
 Charlie Thompson, Ga. Tech OF
 C.W. Price, Florida OF
 Paul Bocher, Florida C
 Bob Cornett, Tulane C
 Allen Smith, LSU P
 Charlie Loyd, Kentucky P
 Dennis Aust, Florida P

1955

Frank McNally, Miss. State 1B
 Bernie Schreiber, Ole Miss 2B
 Herb Kosten, Alabama 3B
 Reggie Andrews, Georgia SS
 Bobby McCauley, Ga. Tech UT
 Bobby Barnes, Alabama LF
 Bobby Hunt, Alabama CF
 Doug Dickey, Auburn RF
 Braxton Nail, Miss. State C
 Jerry Bilyk, Florida C
 Gene Lary, Alabama P
 Allen Parrish, Georgia P
 J.P. Anderson, Alabama P

1956

Sonny Saye, Georgia 1B
 Bernie Schreiber, Ole Miss 2B
 Herb Kosten, Alabama 3B
 Jack Kubiszyn, Alabama SS
 Lane Akers, Ga. Tech SS
 Billy Kinard, Ole Miss UT
 Bobby Barnes, Alabama LF
 Eddie Crawford, Ole Miss CF
 Alton Shell, Auburn RF
 Jerry Bilyk, Florida C
 Gene Simpson, Tennessee C
 Frank Roland, Alabama P
 Dale Willis, Florida P
 Joe Gibbon, Ole Miss P
 Paul Susce, Alabama (tie) P
 Rudy Simpson, Florida (tie) P

Eastern Division

Jack Anderson, Auburn 1B
 Jim Douglas, Auburn 2B
 Milledge White, Georgia 3B
 Dickie Parsons, Kentucky SS
 Larry Nichols, Auburn OF
 Tommy Vandiver, Georgia OF
 Charlie Thompson, Ga. Tech OF
 Billy Williamson, Ga. Tech UT
 C.W. Price, Florida UT
 Paul Bocher, Florida C
 Allen Feldhaus, Kentucky C
 Charlie Loyd, Kentucky P
 Dennis Aust, Florida P
 Jim Boyd, Auburn P

Western Division

Don Porter, Ole Miss 1B
 Don Pope, Miss. State 2B
 Jake Gibbs, Ole Miss 3B
 Larry Edmonson, LSU SS
 John Bailey, LSU OF
 Ken Chapman, Alabama OF
 Doug Elmore, Ole Miss OF
 Larry Brannon, Miss. State UT
 Frank Dempsey, Miss. State UT
 Bob Cornett, Tulane C
 Nathan Bedford, Alabama C
 Allen Smith, LSU P
 Bobby Siedell, Ole Miss P
 Lynn Amadee, LSU P

1957

Fred Frickle, Alabama 1B
 Don Gardiner, Miss. State 2B
 John Menger, Ga. Tech 3B
 Jack Kubiszyn, Alabama SS
 Lane Akers, Ga. Tech UT
 Wendell Tarleton, Georgia LF
 John Lee Gainey, Ole Miss CF
 Rex Frederick, Auburn RF
 Bob Gregor, Vanderbilt C
 Tony Reginelli, Tulane C
 Frank Roland, Alabama P
 Buddy Blemken, Ga. Tech P
 Burt Touchberry, Florida P

1958

Jim Boring, Miss. State 1B
 Al White, LSU 2B
 Doug Litton, Miss. State 3B
 Jack Kubiszyn, Alabama SS
 Bobby Ledford, Alabama UT
 Bernie Parrish, Florida LF
 Charlie Turner, Miss. State CF
 L.F. Lanier, Auburn RF
 Pat Duke, Auburn C
 Bobby Barnes, Florida C
 Red Roberts, Auburn P
 Ray Oestricher, Florida P
 Bob Lofin, LSU P

1962

AII-SEC

John Gher, Ga. Tech 1B
 Jerry Ellis, Alabama 2B
 Hal Green, Miss. State 3B
 Donnie Kessinger, Ole Miss SS
 Tom Moore, Florida UT
 Larry Nichols, Auburn OF
 Bill Etheridge, Miss. State OF
 Glen Baker, Alabama OF
 Ronnie Braddock, Georgia OF
 Len Scheinholt, Florida C
 Art Nester, Miss. State C
 Frank Montgomery, Miss. State P
 Allen Smith, LSU P
 Jerry Nicholson, Florida P

HONORS



MISSISSIPPI STATE • MISSOURI • SOUTH CAROLINA • TENNESSEE • TEXAS A&M • VANDERBILT

Eastern Division

Joe Gher, Ga. Tech 1B
 Ken Hudgens, Tennessee 2B
 Tom Moore, Florida 3B
 Joey Miller, Georgia SS
 Wayne Fowler, Auburn UT
 Larry Nichols, Auburn OF
 Al Lopez, Florida OF
 Ronnie Braddock, Georgia OF
 John Maddox, Tennessee OF
 Len Scheinholt, Florida C
 Richie Conliff, Ga. Tech C
 Joe Overton, Auburn P
 Jerry Nicholson, Florida P
 Jim Herbert, Tennessee P

Western Division

Ronnie Norton, Miss. State 1B
 Jerry Ellis, Alabama 2B
 Hal Green, Miss. State 3B
 Donnie Kessinger, Ole Miss SS
 Larry Edmondsaon, LSU UT
 Glen Baker, Alabama OF
 Bill Etheridge, Miss. State OF
 Jimmy Field, LSU OF
 Johnny Cantrell, Miss. State OF
 Bob Cornett, Tulane C
 Art Nester, Miss. State C
 Frank Montgomery, Miss. State P
 Allen Smith, LSU P
 Earl Griffin, Alabama P

Eastern Division

Tom Shannon, Florida 1B
 Jimmy Martin, Auburn 2B
 Jimmy Barfield, Auburn 3B
 Otis Bibb, Auburn SS
 Jim Bonin, Kentucky UT
 Jack Ervin, Tennessee OF
 Jim Bachus, Auburn OF
 Dink Haire, Auburn OF
 Bill Blomgren, Florida OF
 Harry Doles, Auburn C
 Dave Porter, Florida C
 Jim Crysel, Auburn P
 Steve Calloway, Kentucky P
 Charles Anderson, Florida P

Western Division

Tommy Keyes, Ole Miss 1B
 Billy Sumrall, Ole Miss 2B
 Harry Morel, LSU 3B
 Donnie Kessinger, Ole Miss SS
 Wayne Meadows, Miss State UT
 Glen Lusk, Ole Miss OF
 Mickey Andrews, Alabama OF
 Gene Achord, LSU OF
 Fred Roberts, Ole Miss OF
 Buddy French, Alabama C
 Dennis Malpass, Tulane C
 Richie Prine, Ole Miss P
 Steve Georgie, LSU P
 Frank Chambers, Ole Miss P

1963

AII-SEC

Bill Etheridge, Miss. State 1B
 Carol Lenoux, Florida 2B
 Tom Moore, Florida 3B
 Donnie Kessinger, Ole Miss SS
 Wayne Meadows, Florida UT
 Jim Bachus, Auburn OF
 Gene Achord, LSU OF
 Ashton Wells, Alabama OF
 Ronnie Braddock, Georgia OF
 George Shuford, Tennessee C
 Vic Svetlay, Auburn C
 Joe Overton, Auburn P
 Danny Eggart, Florida P
 Tommy Keyes, Ole Miss P

1965

AII-SEC

Jimmy Yawn, Ole Miss 1B
 Pete McKenzie, Auburn 2B
 Randy Embry, Kentucky 3B
 Dave Flettrich, Tulane SS
 Jim Monin, Kentucky UT
 Allen Trammell, Florida OF
 Del Unser, Miss. State OF
 Dink Haire, Auburn OF
 Mike Burns, Miss. State OF
 Buddy French, Alabama C
 Harry Doles, Auburn C
 Monte Sharpe, Auburn P
 John Olagues, Tulane P
 Ken Tatum, Miss. Tate P

Eastern Division

Cotton Nash, Kentucky 1B
 Carol Lenoux, Florida 2B
 Tom Moore, Florida 3B
 Otis Bibb, Auburn SS
 Elliott Hembree, Vanderbilt UT
 Jack Ervin, Tennessee LF
 Jim Bachus, Auburn CF
 Ron Braddock, Georgia RF
 Jimmy Adams, Ga. Tech UT
 George Shuford, Tennessee C
 Vic Svetley, Auburn C
 Joe Overton, Auburn P
 Danny Eggart, Florida P
 Don Pierce, Georgia P

Western Division

Bill Etheridge, Miss. State 1B
 Mike Box, Alabama 2B
 David Jennings, Ole Miss 3B
 Donnie Kessinger, Ole Miss SS
 Wayne Meadows, Miss State UT
 Freddie Roberts, Ole Miss LF
 Gene Achord, LSU CF
 Shelton Wells, Alabama RF
 Bobby Neider, Tulane UT
 Buddy French, Alabama C
 Charles Smith, Miss. State C
 Doug Hutton, Miss. State P
 Wiley Diel, LSU P

Eastern Division

Tom Shannon, Florida 1B
 Pete McKenzie, Auburn 2B
 Randy Embry, Kentucky 3B
 Jim Monin, Kentucky SS
 Tom Reid, Georgia UT
 Allen Trammell, Florida OF
 Dink Haire, Auburn OF
 Frank Fryer, Auburn OF
 Danny Neff, Tennessee OF
 Harry Doles, Auburn C
 Pete Fritsch, Kentucky C
 Monte Sharpe, Auburn P
 Bill Ferrell, Tennessee P
 Kenny Lewis, Kentucky P

Western Division

Jimmy Yawn, Ole Miss 1B
 Billy Sumrall, Ole Miss 2B
 Johnny Mosley, Alabama 3B
 Dave Flettrich, Tulane SS
 Don Bell, Miss. State UT
 Del Unser, Miss. State OF
 Mike Burns, Miss. State OF
 Jim McGill, Tulane OF
 Charlie Williams, Ole Miss OF
 Buddy French, Alabama C
 Joe Weible, Tulane C
 Ken Tatum, Miss. State P
 Frank Chambers, Miss. State P
 John Olagues, Tulane P

1964

AII-SEC

Tommy Keyes, Ole Miss 1B
 Jimmy Martin, Auburn 2B
 Jim Barfield, Auburn 3B
 Donnie Kessinger, Ole Miss SS
 Otis Bibb, Auburn UT
 Glenn Lusk, Ole Miss OF
 Mickey Andrews, Alabama OF
 Jack Ervin, Tennessee OF
 Bill Blomgren, Florida OF
 Harry Doles, Auburn C
 Buddy French, Alabama C
 Jimmy Crysel, Auburn P
 Richie Prine, Ole Miss P
 Steve George, LSU P

1966

AII-SEC

Joe McCorqudale, Alabama 1B
 Ronnie Scott, Tulane 2B
 Don Bell, Miss. State 3B
 Scotty Long, Auburn SS
 Jimmy Yawn, Ole Miss UT
 Jack Ervin, Tennessee OF
 Frank Fryer, Auburn OF
 Del Unser, Miss. State OF
 Mike Roos, Tulane OF
 Pete Fritsch, Kentucky C
 Chet Bergalowski, Ole Miss C
 Ken Tatum, Miss. State P
 Scotty Hasler, Ole Miss P
 Q.V. Lowe, Auburn P



HONORS

ALABAMA • ARKANSAS • AUBURN • FLORIDA • GEORGIA • KENTUCKY • LSU • OLE MISS

Eastern Division

John Burpo, Tennessee 1B
 Bruce Moore, Florida 2B
 Ralph Wells, Auburn 3B
 Scotty Long, Auburn SS
 Darryl Lowe, Tennessee UT
 Jack Ervin, Tennessee OF
 Frank Fryer, Auburn OF
 Bob O'Callaghan, Georgia OF
 Jim Frazier, Florida OF
 Pete Friisch, Kentucky C
 Jack Kenworthy, Florida C
 Q.V. Lowe, Auburn P
 Mike Lawler, Tennessee P
 Kelly Prior, Florida P

Western Division

Joe McCorqudale, Alabama 1B
 Jimmy Yawn, Ole Miss 2B
 Don Bell, Miss. State 3B
 Ronnie Scott, Tulane SS
 Gary Washington, Miss. State UT
 Del Unser, Miss. State OF
 Charlie Williams, Ole Miss OF
 Mike Roos, Tulane OF
 Glenn Lusk, Ole Miss OF
 Chet Bergalowski, Ole Miss C
 Frank Portera, Miss. State C
 Ken Tatum, Miss. State P
 Scotty Hasler, Ole Miss P
 Bruce Baudler, LSU P

Eastern Division

Frank Baldasare, Auburn 1B
 Larry Fielder, Tennessee 2B
 Greg Golden, Auburn 3B
 Richard Trapp, Florida SS
 Rick Anderson, Kentucky UT
 Nick Nicosia, Florida OF
 George Simmons, Auburn OF
 Sam Ewing, Tennessee OF
 Jim Simpson, Georgia OF
 Mike Ovca, Florida C
 Jim McBride, Tennessee C
 Glen Pickren, Florida P
 Buddy Copeland, Georgia O
 John Hammett, Tennessee P

Western Division

Ed McLarty, Ole Miss 1B
 John Shaw, Ole Miss 2B
 Stan Moss, Alabama 3B
 J.C. Ranelli, Alabama SS
 Ron Hunt, LSU UT
 Bob Leake, LSU OF
 Jim Howarth, Miss. State OF
 Bill Parker, Alabama OF
 Lee Moore, Ole Miss OF
 Sam Fletcher, Miss. State C
 Bobby Wade, Ole Miss C
 Eddie Propst, Alabama P
 Mike Innes, Alabama P
 Brantley Jones, Miss. State P

1967

AII-SEC

Gary Washington, Miss. State 1B
 Jimmy Yawn, Ole Miss 2B
 Greg Golden, Auburn 3B
 Richard Trapp, Florida SS
 Tommy Nichols, Ole Miss UT
 George Johnson, Alabama OF
 Rick Countryman, Auburn OF
 Mike Mondelli, Tennessee OF
 Steve Ogin, LSU OF
 Tom Giles, LSU C
 Ron Hicks, Kentucky C
 Q.V. Lowe, Auburn P
 Freddy Glass, Alabama P
 Kelly Prior, Florida P

1969

AII-SEC

Ed McLarty, Ole Miss 1B
 Phil Garner, Tennessee 2B
 Whitey Adams, Ole Miss 3B
 John Shafer, Auburn SS
 J.C. Ranelli, Alabama UT
 Sam Ewing, Tennessee OF
 Manuel Washington, Miss. State OF
 Jack Traffanstedt, Alabama OF
 Mike Ovca, Florida C
 Tom Giles, LSU C
 Jim Courier, Florida P
 Mike Innes, Alabama P
 Jimmy Lee, Tennessee P

Eastern Division

Terry Stroemer, Florida 1B
 Pete McKenzie, Auburn 2B
 Greg Golden, Auburn 3B
 Richard Trapp, Florida SS
 Scotty Long, Auburn UT
 Rick Countryman, Auburn OF
 Mike Mondelli, Tennessee OF
 Bobby Etter, Georgia OF
 Kit Bradshaw, Georgia OF
 Ron Hicks, Kentucky C
 Ed Gross, Florida C
 Q.V. Lowe, Auburn P
 Kelly Prior, Florida P
 Dave Tiller, Tennessee P

Western Division

Gary Washington, Miss. State 1B
 Jimmy Yawn, Ole Miss 2B
 Ronnie Robinson, Ole Miss 3B
 Tommy Nichols, Ole Miss SS
 Ken Beesley, Miss. State UT
 George Johnson, Alabama OF
 Jim Howarth, Miss. State OF
 Glen Lusk, Ole Miss OF
 Steve Ogin, LSU OF
 Tom Giles, LSU C
 Bobby Wade, Ole Miss C
 Freddy Glass, Alabama P
 Denis Hall, Miss. State P
 Scotty Hasler, Ole Miss P

Eastern Division

Skip Lujack, Florida 1B
 Phil Garner, Tennessee 2B
 Rod Wright, Florida 3B
 John Shafer, Auburn SS
 Jimmy Conn, Vanderbilt UT
 Sam Ewing, Tennessee OF
 Guy McTheny, Florida OF
 Bill Miller, Georgia OF
 Mike Ovca, Florida C
 Andy Merchant, Auburn C
 Jim Courier, Florida P
 Jimmy Lee, Tennessee P
 Elliott Jones, Vanderbilt P

Western Division

Ed McLarty, Ole Miss 1B
 John Shaw, Ole Miss 2B
 Whitey Adams, Ole Miss 3B
 J.C. Ranelli, Alabama SS
 Bobbie Crowell, Miss. State UT
 Jack Traffanstedt, Alabama OF
 Manuel Washington, Miss. State OF
 Tom Giles, LSU C
 Mike Innes, Alabama P
 Brantley Jones, Miss. State P
 Fred Setser, Ole Miss P

1968

AII-SEC

Frank Baldasare, Auburn 1B
 John Shaw, Ole Miss 2B
 Stan Moss, Alabama 3B
 Richard Trapp, Florida SS
 Larry Fielder, Tennessee UT
 Bob Leake, LSU OF
 Jim Howarth, Miss. State OF
 George Simmons, Auburn OF
 Nick Nicosia, Florida OF
 Sam Fletcher, Miss. State C
 Mike Ovca, Florida C
 Glenn Pickren, Florida P
 Eddie Propst, Alabama P
 Mike Innes, Alabama P

1970

AII-SEC

Jocko Potts, Miss. State 1B
 John Shaw, Ole Miss 2B
 Steve Tingle, Kentucky 3B
 Archie Manning, Ole Miss SS
 Phil Garner, Tennessee UT
 Sam Ewing, Tennessee OF
 Bobby Tucker, Tennessee OF
 Tony Dobies, Florida OF
 Dave Phares, Miss. State UT
 Fred Yilling, Miss. State C
 Andy Merchant, Auburn C
 Brantley Jones, Miss. State P
 Jimmy Lee, Tennessee P
 Bob Cannon, Georgia P

HONORS



MISSISSIPPI STATE • MISSOURI • SOUTH CAROLINA • TENNESSEE • TEXAS A&M • VANDERBILT

Eastern Division

Bill Winchester, Vanderbilt 1B
 Phil Garner, Tennessee 2B
 Steve Tingle, Kentucky 3B
 Pete Rancont, Auburn SS
 Steve Estep, Vanderbilt UT
 Sam Ewing, Tennessee OF
 Bobby Tucker, Tennessee OF
 Tony Dobies, Florida OF
 Mike Harrelson, Georgia OF
 Andy Merchant, Auburn C
 Will Harman, Florida C
 Jimmy Lee, Tennessee P
 Bobby Cannon, Georgia P
 Wayne Rogers, Florida P

Western Division

Jocko Potts, Miss. State 1B
 John Shaw, Ole Miss 2B
 Whitey Adams, Ole Miss 3B
 Archie Manning, Ole Miss SS
 Bobby Croswell, Miss. State UT
 Dave Phares, Miss. State OF
 Bill Bright, LSU OF
 Terry Dubose, LSU OF
 Tommy Magee, Ole Miss OF
 Fred Yilling, Miss. State C
 M.A. McCoy, Ole Miss C
 Brantley Jones, Miss. State P
 Kenny Kaurez, Ole Miss P
 Dennis Hall, Miss. State P

Eastern Division

Bill Winchester, Vanderbilt 1B
 Steve Estep, Vanderbilt 2B
 Jim Lett, Kentucky 3B
 Ray Hull, Florida SS
 Roger Webb, Kentucky UT
 Joe Haefner, Auburn OF
 Bobby Tucker, Tennessee OF
 Derek Bryant, Kentucky OF
 Roger McKinney, Tennessee OF
 Andy Merchant, Auburn C
 Jim Carter, Georgia C
 Jeff Peeples, Vanderbilt P
 Mike Willis, Vanderbilt P
 Joe O'Brien, Tennessee P

Western Division

Zack Rogers, Alabama 1B
 Robin Cary, Alabama 2B
 Bobby Spaulding, Ole Miss 3B
 Steve Dillard, Ole Miss SS
 Mike Miley, LSU UT
 Paul Husband, Ole Miss OF
 Rex Bynum, Alabama OF
 Norris Weese, Ole Miss OF
 Rick Spica, Miss. State OF
 Glenn Woodruff, Alabama C
 Dennis Starr, Ole Miss C
 Mike Proffitt, Miss. State P
 Randy Wiles, LSU P
 Jim Pittman, Ole Miss P

1971

All-SEC

Bobby Tucker, Tennessee 1B
 Steve Estep, Vanderbilt 2B
 Phil Still, Miss. State 3B
 Bobby Croswell, Miss. State SS
 Jerry Reasonover, Vanderbilt UT
 Joey Martin, Auburn OF
 Derek Bryant, Kentucky OF
 Ted Milton, Miss. State OF
 Craig Burns, LSU OF
 Andy Merchant, Auburn C
 Dennis Starr, Ole Miss C
 Mike Proffitt, Miss. State P
 Jeff Peeples, Vanderbilt P
 Jerry Thompson, Miss. State P

1973

All-SEC

Billy Griffith, Georgia 1B
 David Bowden, Florida 2B
 Dale Holland, Miss. State 2B
 Butch Hobson, Alabama 3B
 Ted Shipley, Vanderbilt SS
 Gerald Keigley, LSU UT
 Bobby Tucker, Tennessee OF
 Paul Husband, Ole Miss OF
 Rick Duncan, Vanderbilt OF
 Derek Bryant, Kentucky OF
 Greg Collins, Vanderbilt C
 John Fuller, Florida C
 Jeff Peeples, Vanderbilt P
 Pat Mookck, LSU P
 Mie Newman, Florida P

Eastern Division

Bobby Tucker, Tennessee 1B
 Steve Estep, Vanderbilt 2B
 Jerry Reasonover, Vanderbilt 3B
 Pete Rancont, Auburn SS
 Arch Johnson, Georgia UT
 Derek Bryant, Kentucky OF
 Joey Martin, Auburn OF
 Roger McKinney, Tennessee OF
 Dave Blair, Kentucky OF
 Andy Merchant, Auburn C
 Will Harmon, Florida C
 Jeff Peeples, Vanderbilt P
 Mike Willis, Vanderbilt P
 Earl Nance, Auburn P

Western Division

Zack Rogers, Alabama 1B
 Dave Mewbourne, Alabama 2B
 Phil Still, Miss. State 3B
 Bobby Croswell, Miss. State SS
 Steve Dillard, Ole Miss UT
 Craig Burns, LSU OF
 Ted Milton, Miss. State OF
 Tommy Magee, Ole Miss OF
 Paul Husband, Ole Miss OF
 Dennis Starr, Ole Miss C
 Bruce Irvin, Miss. State C
 Mike Proffitt, Miss. State P
 Jerry Thompson, Miss. State P
 Louis Farmer, LSU P

Eastern Division

Billy Griffith, Georgia 1B
 David Bowden, Florida 2B
 Vick Sharek, Auburn 3B
 Ted Shipley, Vanderbilt SS
 Condredge Holloway, Tenn. UT
 Bobby Tucker, Tennessee OF
 Rick Duncan, Vanderbilt OF
 Derek Bryant, Kentucky OF
 Mark Hatchett, Auburn OF
 Greg Collins, Vanderbilt C
 John Fuller, Florida C
 Jeff Peeples, Vanderbilt P
 Mike Newman, Florida P
 Joe O'Brien, Tennessee P

Western Division

Rick Counts, Miss. State 1B
 Dale Holland, Miss. State 2B
 Butch Hobson, Alabama 3B
 Joe Hawley, Alabama SS
 Gerald Keigley, LSU UT
 Paul Husband, Ole Miss OF
 Robin Cary, Alabama OF
 Mike Sonderegger, LSU OF
 Randy Collins, Alabama OF
 Norris Weese, Ole Miss OF
 Dennis Starr, Ole Miss C
 Rich Potter, Alabama C
 Pat Mookck, LSU P
 Barry Gaddis, Ole Miss P

1972

All-SEC

Bill Winchester, Vanderbilt 1B
 Steve Estep, Vanderbilt 2B
 Jim Lett, Kentucky 3B
 Steve Dillard, Ole Miss SS
 Mike Miley, LSU UT
 Paul Husband, Ole Miss OF
 Rex Bynum, Alabama OF
 Bobby Tucker, Tennessee OF
 Joe Haefner, Auburn OF
 Andy Merchant, Auburn C
 Glenn Woodruff, Alabama C
 Jim Pittman, Ole Miss P
 Randy Wiles, LSU P
 Jeff Peeples, Vanderbilt P

1974

All-SEC

Marvis Foley, Kentucky 1B
 T.Y. Gunter, Ole Miss 2B
 Vick Sharek, Auburn 3B
 Ted Shipley, Vanderbilt SS
 Wayne Pinkerton, Miss. State UT
 Robin Cary, Alabama OF
 Rick Duncan, Vanderbilt OF
 Sammy Rick, Florida OF
 Gerald Belcher, Kentucky OF
 Ricky Davidson, Miss. State C
 John Fuller, Florida C
 Doug Corbett, Florida P
 Rick Rhodes, Vanderbilt P
 Davis May, Auburn P



HONORS

ALABAMA • ARKANSAS • AUBURN • FLORIDA • GEORGIA • KENTUCKY • LSU • OLE MISS

Eastern Division

Marvis Foley, Kentucky 1B
 Sonny Denniston, Kentucky 2B
 Vic Sharek, Auburn 3B
 Ted Shipley, Vanderbilt SS
 Condredge Holloway, Tennessee UT
 Rick Duncan, Vanderbilt OF
 Sammy Rick, Florida OF
 Gerald Belcher, Kentucky OF
 Rodney Woods, Tennessee OF
 John Fuller, Florida C
 Steve Tinsley, Vanderbilt C
 Doug Corbett, Florida P
 Rick Rhodes, Vanderbilt P
 David May, Auburn P

Western Division

David Zauchin, Alabama 1B
 T.Y. Gunter, Ole Miss 2B
 James White, Alabama 3B
 Wayne Pinkerton, Miss. State SS
 Mike Miley, LSU UT
 Robin Cary, Alabama OF
 Pat Ball, Ole Miss OF
 Randy Aldridge, LSU OF
 Norman Lacey, Alabama OF
 Rick Davidson, Miss. State C
 Rich Potter, Alabama C
 Lamar Pritchard, Miss. State P
 Tom Charpentier, LSU P
 Jimmy Archibald, Alabama P

Eastern Division

Rick Honeycutt, Tennessee 1B
 Robbie Howard, Tennessee 2B
 Bill Hardin, Vanderbilt 3B
 Robert Holt, Florida SS
 Bubba Wilson, Georgia UT
 Darrell Saunders, Kentucky OF
 Brad Bradshaw, Tennessee OF
 Billy Fouch, Kentucky OF
 Steve Chandler, Vanderbilt OF
 LeRoy Robbins, Kentucky DH
 John Koenen, Kentucky C
 Mark Batchko, Tennessee C
 Mike Smithson, Tennessee P
 Tim Graven, Kentucky P
 Bob Meadows, Auburn P

Western Division

Dave Duffner, Auburn 1B
 Mickey Miller, Auburn 2B
 Richie Howard, Auburn 3B
 Tony Toups, LSU SS
 Bill Montgomery, Miss. State UT
 Larry Keenum, Alabama DH
 Ronnie Hamilton, Alabama OF
 Curt Cope, Auburn OF
 Fred Dunlap, Miss. State OF
 Ronnie Russell, Ole Miss OF
 Tommy Morton, Auburn C
 Danny Starr, Ole Miss C
 Paul Stefan, LSU P
 Joe Beckwith, Auburn P
 Robert Hudson, Auburn P

1975

All-SEC

Steve Frank, LSU 1B
 Gene Menees, Vanderbilt 2B
 Wally McMakin, LSU 3B
 Condredge Holloway, Tennessee SS
 David Bowden, Florida UT
 Rick Duncan, Vanderbilt OF
 Pat Ball, Ole Miss OF
 Larry Littleton, Georgia OF
 Bubba Wilson, Georgia OF
 Marvis Foley, Kentucky C
 Danny Starr, Ole Miss C
 Ed McCaw, Kentucky P
 Pat Mook, LSU P
 Mike Park, Ole Miss P
 Rick Honeycutt, Tennessee DH

1977

All-SEC

Jim Kallaher, Miss. State 1B
 Mark Barnhouse, Ole Miss 2B
 David Lanning, Georgia 3B
 Roger Holt, Florida SS
 Bubba Kizer, Georgia UT
 Nat Showalter, Miss. State OF
 Mike Kelley, Miss. State OF
 Jerry Robertson, Vanderbilt OF
 Jimmy Sherrill, Kentucky OF
 Jeff Tillman, Alabama DH
 Mike Wright, Vanderbilt C
 Russ Aldrich, Miss. State C
 Joe Beckwith, Auburn P
 Jack Lazorko, Miss. State P

Eastern Division

LeRoy Robbins, Kentucky 1B
 Gene Menees, Vanderbilt 2B
 David Bowden, Florida 3B
 Condredge Holloway, Tennessee SS
 Roger Holt, Florida UT
 Rick Duncan, Vanderbilt OF
 Tommy West, Tennessee OF
 Larry Littleton, Georgia OF
 Bubba Wilson, Georgia OF
 Marvis Foley, Kentucky C
 Hal Bibee, Tennessee C
 Ed McCaw, Kentucky P
 Bill Ivie, Georgia P
 Micky Register, Georgia P
 Rick Honeycutt, Tennessee DH

Western Division

Steve Frank, LSU 1B
 Gary Oakley, Ole Miss 2B
 Wally McMakin, LSU 3B
 T.Y. Gunter, Ole Miss SS
 Larry Keenum, Alabama UT
 Pat Ball, Ole Miss OF
 Vaughn Meiners, LSU OF
 Larry Mims, Alabama OF
 Larry Buckley, Miss. State OF
 Danny Starr, Ole Miss C
 Tommy Saizan, LSU C
 Pat Mook, LSU P
 Mike Park, Ole Miss P
 Jim Lindsay, Alabama P
 Steve Hill, Miss. State DH

Eastern Division

Dean Empie, Florida 1B
 John Cortese, Florida 2B
 David Lanning, Georgia 3B
 Roger Holt, Florida SS
 Bubba Kizer, Georgia UT
 Jerry Robertson, Vanderbilt OF
 Brad Bradshaw, Tennessee OF
 Joe Ward, Florida OF
 Jimmy Sherrill, Kentucky OF
 LeRoy Robbins, Kentucky DH
 Mike Wright, Vanderbilt C
 Jim Shulock, Florida C
 Chuck Fore, Georgia P
 Ross Baumgarten, Florida P

Western Division

Jim Kallaher, Miss. State 1B
 Mark Barnhouse, Ole Miss 2B
 Walter Hubbard, Ole Miss 3B
 Mike Pomeranz, Ole Miss SS
 Chris Arago, Alabama UT
 Nat Showalter, Miss. State OF
 Mike Kelley, Miss. State OF
 Johnny Wright, Alabama OF
 Pat Ball, Ole Miss OF
 Jeff Tillman, Alabama DH
 Russ Aldrich, Miss. State C
 John Trageser, Auburn C
 Joe Beckwith, Auburn P
 Rick Zibilich, Ole Miss P
 Bobby Sprowl, Alabama P

1976

All-SEC

Rick Honeycutt, Tennessee 1B
 Robbie Howard, Tennessee 2B
 Richie Howard, Auburn 3B
 Tony Toups, LSU SS
 Larry Keenum, Alabama IT
 Darrell Saunders, Kentucky OF
 Curt Cope, Auburn OF
 Billy Fouch, Kentucky OF
 Steve Chandler, Vanderbilt OF
 LeRoy Robbins, Kentucky DH
 John Koenen, Kentucky C
 Tommy Morton, Auburn C
 Paul Stefan, LSU P
 Joe Beckwith, Auburn P
 Robert Hdsn, Auburn P

1978

All-SEC

Dom Fucci, Auburn 1B
 J.B. Brown, Auburn 2B
 David Lanning, Georgia 3B
 Bubba Kizer, Georgia SS
 Robbie Howard, Tennessee UT
 Jim Watkins, Florida OF
 Scotti Madison, Vanderbilt OF
 Del Bender, Miss. State OF
 Joe Stewart, Georgia OF
 Mike Pomeranz, Ole Miss DH
 Russ Aldrich, Miss. State C
 Jerry Williams, Vanderbilt C
 Ron Crum, Florida P
 Pete Teixeira, Florida P
 Jack Lazorko, Miss. State P

HONORS



MISSISSIPPI STATE • MISSOURI • SOUTH CAROLINA • TENNESSEE • TEXAS A&M • VANDERBILT

Eastern Division

Tommy Cook, Tennessee 1B
 Robbie Howard, Tennessee 2B
 David Lanning, Georgia 3B
 Bubba Kizer, Georgia SS
 Don Clatterbuck, Georgia UT
 Jim Watkins, Florida OF
 Ronnie Hartsfield, Tennessee OF
 Scotti Madison, Vanderbilt OF
 Joe Stewart, Georgia OF
 Mike Moore, Kentucky DH
 Marc Sullivan, Florida C
 Jerry Williams, Vanderbilt C
 Ron Crum, Florida P
 Pete Teixeira, Florida P
 Billy Aldridge, Tennessee P

Western Division

Dom Fucci, Auburn 1B
 J.B. Brown, Auburn 2B
 Mike Pomeranz, Ole Miss 3B
 Pat Keedy, Auburn SS
 John McDonald, Miss. State UT
 Del Bender, Miss. State OF
 Mike Templeton, Ole Miss OF
 Ronnie Russell, Ole Miss OF
 Johnny Wright, Alabama OF
 Tim Weisheim, Miss. State DH
 Russ Aldrich, Miss. State C
 Gary Pickering, Ole Miss C
 Jack Lazorko, Miss. State P
 Terry Asher, Alabama P
 Don Robinson, Miss. State P

Eastern Division

Chuck Barclift, Tennessee 1B
 Danny Pototsky, Kentucky 2B
 Bill Hench, Vanderbilt 3B
 Rodney Bellamy, Georgia SS
 Tony Stevens, Florida UT
 Jeff Pyburn, Georgia OF
 David Banes, Florida OF
 Chuck Kinzell, Tennessee OF
 David Falcone, Florida DH
 Scotti Madison, Vanderbilt C
 Greg Ryle, Kentucky C
 Larry Mikesell, Florida P
 Jeff Keener, Kentucky P
 Jimmy Johnson, Tennessee P

Western Division

Randy Olson, LSU 1B
 Sal Valenti, Alabama 2B
 David Clements, Ole Miss 3B
 Larry Simcox, Ole Miss SS
 Dave Klipstein, Miss. State UT
 Mark Gillaspie, Miss. State OF
 Bobby Pierce, Alabama OF
 Steve Renfroe, Auburn OF
 Dave Atkins, Alabama DH
 John McDonald, Miss. State C
 Bert Boykin, Ole Miss C
 Don Schneider, LSU P
 Jeff Calhoun, Ole Miss P
 Mike Alvarez, LSU P

1979

All-SEC

Chuck Sandberg, Florida 1B
 Chuck Long, Kentucky 2B
 Robert Mariano, LSU 3B
 Rodney Bellamy, Georgia SS
 David Lanning, Georgia UT
 Buck Belue, Georgia OF
 Jim Watkins, Florida OF
 Mike Kelley, Miss. State OF
 Bob Kocol, Miss. State OF
 Tony Stevens, Florida DH
 John McDonald, Miss. State C
 Scotti Madison, Vanderbilt C
 Joe Georger, Kentucky P
 Jack Nuismer, Vanderbilt P
 Ken Kurtz, Miss. State P

1981

All-SEC

Bruce Castoria, Miss. State 1B
 Jim Yonker, Florida 2B
 Dave Magadan, Alabama 3B
 Larry Simcox, Ole Miss SS
 Steve Lombardozi, Florida UT
 Glenn Carpenter, Florida OF
 Mark Gillaspie, Miss. State OF
 Mike Wirth, Georgia OF
 Craig McGraw, Florida OF
 Bill Sandry, Kentucky DH
 Bob White, Georgia C
 Randy Hunt, Alabama C
 Jeff Keener, Kentucky P
 Steve Susce, Miss. State P
 Peyton Mosher, Georgia P

Eastern Division

Chuck Sandberg, Florida 1B
 Chuck Long, Kentucky 2B
 David Lanning, Georgia 3B
 Rodney Bellamy, Georgia SS
 Steve Roberts, Kentucky UT
 Buck Belue, Georgia OF
 Jim Watkins, Florida OF
 David Banes, Florida OF
 Rob Teegarden, Florida OF
 Tony Stevens, Florida DH
 Scotti Madison, Vanderbilt C
 Mark Sullivan, Florida C
 Jack Nuismer, Vanderbilt P
 Joe Georger, Kentucky P
 Chuck Dale, Florida P

Western Division

Dom Fucci, Auburn 1B
 Pete Almaguer, LSU 2B
 Robert Mariano, LSU 3B
 Steve Houlberg, Alabama SS
 David Clements, Ole Miss UT
 Mike Kelley, Miss. State OF
 Bob Kocol, Miss. State OF
 Robert Sorrell, Auburn OF
 Ronnie Russell, Ole Miss OF
 Rick Dixon, Miss. State DH
 Duane Dewey, LSU C
 John McDonald, Miss. State C
 Ken Kurtz, Miss. State P
 Mike Alvarez, LSU P
 Don Mundie, Miss. State P

Eastern Division

Bill Sandry, Kentucky 1B
 Jim Yonker, Florida 2B
 Jeff Shartzter, Kentucky 3B
 Steve Lombardozi, Florida SS
 Ronnie Hartsfield, Tennessee UT
 Mike Wirth, Georgia OF
 Glenn Carpenter, Florida OF
 Craig McGraw, Florida OF
 Mike Botkin, Kentucky OF
 Rusty Ensor, Tennessee DH
 Bob White, Georgia C
 Ron Cardier, Florida C
 Jeff Keener, Kentucky P
 Larry Mikesell, Florida P
 Peyton Mosher, Georgia P

Western Division

Bruce Castoria, Miss. State 1B
 Chip Moses, LSU 2B
 Dave Magadan, Alabama 3B
 Larry Simcox, Ole Miss SS
 Dave Clements, Ole Miss UT
 Mark Gillaspie, Miss. State OF
 Johnny Tutt, Auburn OF
 Bobby Pierce, Alabama OF
 Dave Klipstein, Miss. State OF
 Gary Jack, Alabama DH
 Randy Hunt, Alabama C
 Terry Loe, Miss. State C
 Steve Susce, Miss. State P
 Vince Barrentine, Alabama P
 Don Mundie, Miss. State P

1980

All-SEC

Chuck Barclift, Tennessee 1B
 Sal Valenti, Alabama 2B
 Bill Hench, Vanderbilt 3B
 Rodney Bellamy, Georgia SS
 Danny Pototsky, Kentucky UT
 Jeff Pyburn, Georgia OF
 Chuck Kinzell, Tennessee OF
 David Banes, Florida OF
 Mark Gillaspie, Miss. State OF
 Dave Atkins, Alabama DH
 Larry Mikesell, Florida P
 Don Schneider, LSU P
 Jeff Calhoun, Ole Miss P
 Scotti Madison, Vanderbilt C
 Bert Boykin, Ole Miss C

1982

All-SEC

Mike Wirth, Georgia 1B
 Chris Glass, Alabama 2B
 David Magadan, Alabama 3B
 Doug Gilcrease, Auburn SS
 David Jackson, Georgia UT
 Dave Klipstein, Miss. State OF
 Buck Belue, Georgia OF
 Mike Botkin, Kentucky OF
 Rick Fuentes, Georgia OF
 Bruce Castoria, Miss. State DH
 Mike Stanley, Florida C
 Erez Borowsky, Vanderbilt C
 Bryan Farmer, Ole Miss P
 Teddy Carson, Tennessee P
 Rich Bombard, Florida P



HONORS

ALABAMA • ARKANSAS • AUBURN • FLORIDA • GEORGIA • KENTUCKY • LSU • OLE MISS

Eastern Division

Mike Wirth, Georgia 1B
 Tim Turner, Vanderbilt 2B
 David Jackson, Georgia 3B
 Bruce Crabbe, Florida SS
 Cam Stubbs, Vanderbilt UT
 Mike Botkin, Kentucky OF
 Charles DeFrance, Vanderbilt OF
 Rick Fuentes, Georgia OF
 Buck Belue, Georgia OF
 Jeff Treadway, Georgia DH
 Erez Borowsky, Vanderbilt C
 Mike Stanley, Florida C
 Teddy Carson, Tennessee P
 Rich Bombard, Florida P
 Brian Farley, Vanderbilt P

Western Division

Bruce Castoria, Miss. State 1B
 Chris Glass, Alabama 2B
 David Magadan, Alabama 3B
 Doug Gilcrease, Auburn SS
 David Clements, Ole Miss UT
 Dave Klipstein, Miss. State OF
 Ken Houser, Ole Miss OF
 Jamey Merritt, Alabama OF
 David Mogentale, Auburn OF
 Rob Skates, Alabama DH
 Dan Karp, LSU C
 Jay Porter, Miss. State C
 Bryan Farmer, Ole Miss P
 Hans Herzog, Miss. State P
 Billy Donathan, LSU P

Eastern Division

Randy Clark, Kentucky 1B
 Bruce Crabbe, Florida 2B
 Bobby Gaylor, Tennessee 3B
 Joey Cora, Vanderbilt SS
 Mike Stanley, Florida UT
 Scott Ruskin, Florida OF
 Jeff Rutter, Georgia OF
 Mike Agnich, Kentucky OF
 Tom Stamps, Tennessee OF
 Marty Brown, Georgia DH
 Tim Owen, Florida C
 Dan Sehlhorst, Kentucky C
 Russ Kibler, Florida P
 Dennis Chastain, Georgia P
 Steve Searcy, Tennessee P

Western Division

Will Clark, Miss. State 1B
 Gator Thiesen, Miss. State 2B
 Ted McClendon, Alabama 3B
 Craig Shipley, Alabama SS
 Kyle Gordon, Ole Miss UT
 Rafael Palmeiro, Miss. State OF
 Chris Padget, Ole Miss OF
 Kyle Bryan, Alabama OF
 Tom Sossamon, LSU OF
 John Dixon, LSU DH
 Frank Velleggia, Alabama C
 Mark Cooper, LSU C
 Jeff Brantley, Miss. State P
 Troy Brauchie, Alabama P
 Laddie Renfroe, Ole Miss P

1983

All-SEC

David Magadan, Alabama 1B
 Jeff Treadway, Georgia 2B
 Tracy Hamilton, Tennessee 3B
 Jeff LeRiger, Georgia SS
 Brandt Ely, Kentucky UT
 Pat Pomeranz, Ole Miss OF
 Ken Houser, Ole Miss OF
 Brad Winkler, Miss. State OF
 Rob Skates, Alabama OF
 Rafael Palmeiro, Miss. State DH
 Mark Cooper, LSU C
 Darren Puskarich, Vanderbilt C
 Cal Santarelli, LSU P
 Shawn Fawbush, Florida P
 Han Herzog, Miss. State P
 Richard Rice, Florida P
 Richard Rodriguez, Tennessee P

1985

All-SEC

Will Clark, Miss. State 1B
 Darryl Oliver, Ole Miss 2B
 Marty Lanoux, LSU 3B
 Joey Cora, Vanderbilt SS
 Paul Foster, Auburn OF
 Ron Wenrich, Georgia OF
 Scott Lusader, Florida OF
 Doug Duke, Alabama C
 Kyle Gordon, Ole Miss DH
 Jeff Brantley, Miss. State P
 Gene Morgan, Miss. State P
 Scott Ruskin, Florida P

Eastern Division

Brad Dantzler, Florida 1B
 Jeff Treadway, Georgia 2B
 Tracy Hamilton, Tennessee 3B
 Jeff LeRiger, Georgia SS
 Brandt Ely, Kentucky UT
 Albie Scoggins, Florida OF
 Rick Fuentes, Georgia OF
 Doug Fair, Vanderbilt OF
 Curt Cornwell, Tennessee OF
 MIKE STANLEY, FLORIDA DH
 Darren Puskarich, Vanderbilt C
 Ron Bunnell, Georgia C
 Richard Rice, Florida P
 Shawn Fawbush, Florida P
 Richard Rodriguez, Tennessee P
 Jay Ray, Kentucky P

Western Division

David Magadan, Alabama 1B
 Pete White, Miss. State 2B
 Bret Elbin, Alabama 3B
 Bob Barker, Miss. State SS
 Kirk Hanson, Ole Miss UT
 Pat Pomeranz, Ole Miss OF
 Ken Houser, Ole Miss OF
 Brad Winkler, Miss. State OF
 Rob Skates, Alabama OF
 Rafael Palmeiro, Miss. State DH
 Mark Cooper, LSU C
 Frank Velleggia, Alabama C
 Cal Santarelli, LSU P
 Hans Herzog, Miss. State P
 Laddie Renfroe, Ole Miss P
 Rick Browne, Alabama P

Eastern Division

Randy Clark, Kentucky 1B
 Greg Newsom, Tennessee 2B
 Paul Somogye, Georgia 3B
 Joey Cora, Vanderbilt SS
 Benton Patton, Vanderbilt OF
 Ron Wenrich, Georgia OF
 Scott Lusader, Florida OF
 Mike Stanley, Florida C
 Marty Brown, Georgia DH
 Jeff Fischer, Florida P
 Mark Ambrose, Vanderbilt P
 Scott Ruskin, Florida P

Western Division

Will Clark, Miss. State 1B
 Darryl Oliver, Ole Miss 2B
 Marty Lanoux, LSU 3B
 Jeff Reboulet, LSU SS
 Dan Van Cleve, Miss. State OF
 Allan Stallings, Alabama OF
 Paul Foster, Auburn OF
 Doug Duke, Alabama C
 Kyle Gordon, Ole Miss DH
 Jeff Brantley, Miss. State P
 Gene Morgan, Miss. State P
 Robbie Smith, LSU P

1984

All-SEC

Will Clark, Miss. State 1B
 Gator Thiesen, Miss. State 2B
 Ted McClendon, Alabama 3B
 Joey Cora, Vanderbilt SS
 Mike Stanley, Florida UT
 Rafael Palmeiro, Miss. State OF
 Scott Ruskin, Florida OF
 Jeff Rutter, Georgia OF
 Chris Padget, Ole Miss OF
 Randy Clark, Kentucky DH
 Frank Velleggia, Alabama C
 Mark Cooper, LSU C
 Jeff Brantley, Miss. State P
 Russ Kibler, Florida P
 Dennis Chastain, Georgia P

1986

First Team

Jim Bowie, LSU 1B
 Terry Shumpert, Kentucky 2B
 Jimmy Harrell, Georgia SS
 Bubba Simon, Ole Miss 3B
 Mike Twardoski, Alabama OF
 Dan Paradoa, Miss. State OF
 Paul Foster, Auburn OF
 Doug Duke, Alabama C
 Rodney Brewer, Florida DH
 Pete Roberts, Alabama P
 Mark Guthrie, LSU P
 Cris Carpenter, Georgia P

Second Team

Kyle Gordon, Ole Miss 1B
 Burke Broussard, LSU 2B
 Jeff Reboulet, LSU SS
 Eddie Looper, Alabama 3B
 Robert Cole, Ole Miss OF
 Joey Belle, LSU OF
 Clint Arnold, Kentucky OF
 Rob Leary, LSU C
 Pat Bailey, Alabama DH
 Derek Lilliquist, Georgia P
 Rich Delucia, Tennessee P
 Barry Manuel, LSU P

*In 1986 the SEC eliminated the division format. The coaches then began selecting a first and second team.

HONORS



MISSISSIPPI STATE • MISSOURI • SOUTH CAROLINA • TENNESSEE • TEXAS A&M • VANDERBILT

1987

First Team

Frank Thomas, Auburn 1b
 Terry Shumpert, Kentucky 2b
 Julio Mendez, Florida ss
 Bubba Simon, Ole Miss 3b
 Joe Gex, Ole Miss c
 Joey Belle, LSU of
 Joey Fernandez, Florida of
 Rock Wilson, Auburn of
 Greg Smith, Vanderbilt dh
 Derek Lilliquist, Georgia p
 Gregg Olson, Auburn p
 Gregg Patterson, LSU p

Second Team

Mitch Knox, Kentucky 1b
 Donn Perno, Georgia 2b
 Dave Cunningham, LSU ss
 Kevin Henry, Auburn 3b
 Roger Miller, Georgia c
 Deron White, Alabama of
 Scott Bohlke, Georgia of
 Steve Carter, Georgia of
 Rodney Brewer, Florida dh
 Cris Carpenter, Georgia p
 David Oropeza, Alabama p
 Matt Coleman, Kentucky p

1988

First Team

Frank Thomas, Auburn 1b
 Robert Fletcher, Alabama 2b
 Billy White, Kentucky ss
 Pete Young, Miss. State 3b
 Robbie Buchanan, Kentucky c
 Jody Hurst, Miss. State of
 Clark Preble, Auburn of
 Craig Cala, LSU of
 Mario Linares, Florida dh
 Gregg Olson, Auburn p
 Ben McDonald, LSU p
 Jeff Gidcumb, Florida p

Second Team

Tommy Raffo, Miss. State 1b
 Vince Castaldo, Kentucky 2b
 Julio Mendez, Florida ss
 Kevin Henry, Auburn 3b
 Roger Miller, Georgia c
 Jim Schiffman, Vanderbilt of
 Jason Bridges, Alabama of
 Mike Moberg, Florida of
 Rich Grayum, Miss. State dh
 John Wiggs, Florida p
 David Voit, Kentucky p
 Bobby Reed, Miss. State p

1989

First Team

Frank Thomas, Auburn 1b
 Tommy Raffo, Miss. State 1b
 Burke Masters, Miss. State 2b
 J.R. Showalter, Georgia ss
 Herbert Perry, Florida 3b
 Roger Miller, Georgia c
 Cary Williams, Alabama of
 Jody Hurst, Miss. State of
 Mark Blythe, Kentucky of
 Wes Grisham, LSU dh
 Ben McDonald, LSU p
 Tommy Youngblood, Auburn p
 Dave Fleming, Georgia p

Second Team

Brent Reese, Alabama 1b
 Lee Hodge, Ole Miss 2b
 Keith Kessinger, Ole Miss ss
 Pete Young, Miss. State 3b
 Barry Winford, Miss. State c
 Mike Basse, Tennessee of
 Brian Reimsnyder, Florida of
 Craig Cala, LSU of
 Bob Schabes, Vanderbilt dh
 Jamie McAndrew, Florida p
 Jeff Gidcumb, Florida p
 Curtis Leskanic, LSU p

1990

First Team

Tommy Raffo, Miss. State 1b
 Tookie Johnson, LSU 2b
 J.R. Showalter, Georgia ss
 Keith Osik, LSU 3b
 Tim Edge, Auburn c
 Wes Grisham, LSU of
 John Cohen, Miss. State of
 Jim Schiffman, Vanderbilt of
 Brian Jester, Georgia dh
 Dave Fleming, Georgia p
 Chad Ogea, LSU p
 JoJo Smith, Vanderbilt p

Second Team

Mike Harris, Kentucky 1b
 Darin Rieman, Kentucky 2b
 Danny Ramirez, Tennessee ss
 Jeff Cooper, Georgia 3b
 Mike DiFelice, Tennessee c
 Joe Vitiello, Alabama of
 Tommy Youngblood, Auburn of
 Eric Martinez, Florida of
 Rich Cordani, LSU dh
 Rod Bolton, Kentucky p
 Paul Byrd, LSU p
 Grant Sullivan, Ole Miss p
 Bobby Reed, Miss. State p

1991

First Team

Mike Harris, Kentucky 1b
 Tookie Johnson, LSU 2b
 Kevin Polcovich, Florida ss
 Rick Norton, Kentucky 3b
 Mario Linares, Florida c
 Mike Basse, Tennessee of
 Kevin Kessinger, Ole Miss of
 Joe Vitiello, Alabama of
 Doug Hecker, Tennessee dh
 John Powell, Auburn p
 John Burke, Florida p
 Marc Valdes, Florida p

Second Team

Greg Thomas, Vanderbilt 1b
 Charlie Anderson, Miss. State 2b
 Juan DeBrand, Alabama ss
 Herbert Perry, Florida 3b
 Gary Hymel, LSU c
 Lyle Mouton, LSU of
 Mick Kerns, Alabama of
 Rich Cordani, LSU of
 Manny Cervantes, Kentucky dh
 Grant Sullivan, Ole Miss p
 Jay Powell, Miss. State p
 Paul Fletcher, Tennessee p

1992

First Team

Doug Hecker, Tennessee 1b
 Todd Walker, LSU 2b
 Chris Snopek, Ole Miss 3b
 Blaise Kozeniewski, Georgia ss
 Dave Willman, S. Carolina c
 Jerry Shepherd, S. Carolina of
 Jose Vazquez, Tennessee of
 Ray Suplee, Georgia of
 D.T. Cromer, S. Carolina dh
 Lloyd Peever, LSU p
 Marc Valdes, Florida p
 Jon Harden, Miss. State p
 B.J. Wallace, Miss. State p

Second Team

Brent Killen, Florida 1b
 Andy Blanco, Tennessee 2b
 Allen Williams, Arkansas 3b
 Paul Petrusis, Miss. State ss
 Jeff Martin, Vanderbilt c
 Jeff Abbott, Kentucky of
 Dave Majeski, Florida of
 Rex Puckner, Miss. State of
 Brad Hindersman, Kentucky dh
 Kenny Carlyle, Ole Miss p
 John Pricher, Florida p
 John Powell, Auburn p

1993

First Team

Todd Helton, Tennessee 1b
 Todd Walker, LSU 2b
 Boomer Whipple, Vanderbilt 3b
 Joe Biernat, S. Carolina ss
 Mitch Duke, Auburn c
 Vee Hightower, Vanderbilt of
 Mac White, S. Carolina of
 Bubba Trammell, Tennessee of
 Brad Hindersman, Kentucky dh
 John Powell, Auburn p
 Brett Laxton, LSU p
 Rich Pratt, S. Carolina p

Second Team

Greg Thomas, Vanderbilt 1b
 Eddie Brooks, Kentucky 2b
 Kary Bridges, Ole Miss 3b
 Paul Petrusis, Miss. State ss
 Billy Thompson, Kentucky c
 Rex Buckner, Miss. State of
 Harry Berrios, LSU of
 Ricky Joe Redd, Miss. State of
 Cliff Shanks, Auburn dh
 Marc Valdes, Florida p
 Carlton Loewer, Miss. State p
 Al Drumheller, Alabama p
 Jason Haynie, S. Carolina p

1994

First Team

Jay Waggoner, Auburn 1b
 Todd Walker, LSU 2b
 Boomer Whipple, Vanderbilt 3b
 Russ Johnson, LSU ss
 James Northeimer, Tennessee c
 Mac White, S. Carolina of
 Jeff Abbott, Kentucky of
 Bubba Trammell, Tennessee of
 James Eidam, Florida dh
 Gary Rath, Miss. State p
 R. A. Dickey, Tennessee p
 Rob Bonanno, Florida p
 Bronson Heflin, Tennessee p

Second Team

Todd Helton, Tennessee 1b
 Steve Soper, Tennessee 2b
 Allen Williams, Arkansas 3b
 Brandon Moore, Auburn ss
 Rob DeBoer, S. Carolina c
 Nick Morrow, Vanderbilt of
 Mike Killimett, Auburn of
 David Dellucci, Ole Miss of
 Mark Gugino, S. Carolina of
 Kevin Chabot, Auburn dh
 John Powell, Auburn p
 Jamey Price, Ole Miss p
 Scott Schultz, LSU p



HONORS

ALABAMA • ARKANSAS • AUBURN • FLORIDA • GEORGIA • KENTUCKY • LSU • OLE MISS

1995

First Team

Todd Helton, Tennessee 1b
 David Eckstein, Florida 2b
 Chris Wiggs, Florida 3b
 Mark Bellhorn, Auburn ss
 Todd Young, Kentucky c
 David Dellucci, Ole Miss of
 Ty Bilderback, Arkansas of
 Josh Paul, Vanderbilt of
 Kit Pellow, Arkansas dh
 Jamey Price, Ole Miss p
 Scott Schultz, LSU p
 Chris Morrison, Auburn p

Second Team

Jay Waggoner, Auburn 1b
 Warren Morris, LSU 2b
 Boomer Whipple, Vanderbilt 3b
 John Tamargo, Florida ss
 Brandon Marsters, Florida c
 Chad Green, Kentucky of
 Kevin Chabot, Auburn of
 Mark Mapes, South Carolina of
 David Hayman, Miss. State of
 Todd Crane, Georgia of
 Travis Copley, Tennessee dh
 R.A. Dickey, Tennessee p
 Ryan Halla, Auburn p
 Brian Powell, Georgia p

1996

First Team

Eddy Furniss, LSU 1b
 Kenderick Moore, Arkansas 2b
 Nathan Dunn, LSU 3b
 Augie Ojeda, Tennessee ss
 Dax Norris, Alabama c
 Chad Green, Kentucky of
 Scott Schroeffel, Tennessee of
 Chris Stowers, Georgia of
 Chuck Hazzard, Florida dh
 R.A. Dickey, Tennessee p
 Eddie Yarnall, LSU p
 Eric DuBose, Miss. State p

Second Team

Josh Etheredge, Auburn 1b
 David Eckstein, Florida 2b
 Matt Erickson, Arkansas 3b
 Jason Williams, LSU ss
 Blake Anderson, Miss. State c
 Brad Wilkerson, Florida of
 Chad Cooley, LSU of
 Justin Bowles, LSU of
 Rob Hauswald, Miss. State dh
 Matt Carnes, Arkansas p
 Jason Haynie, South Carolina p
 Tim Young, Alabama p

1997

First Team

Brad Wilkerson, Florida 1b
 Joe Caruso, Alabama 2b
 Matt Erickson, Arkansas 3b
 Brandon Larson, LSU ss
 Casey Dunn, Auburn c
 Roberto Yaz, Alabama of
 Ryan Lundquist, Arkansas of
 Tim Hudson, Auburn of
 Jeremy Jackson, Arkansas of
 Ryan Bordenick, South Carolina . . dh
 Tim Hudson, Auburn p
 Scott Downs, Kentucky p
 Brett Jodie, South Carolina p

Second Team

Eddy Furniss, LSU 1b
 Blair Barbier, LSU 2b
 Adam Piatt, Miss. State 3b
 Kurt Keene, Tennessee ss
 Matt Frick, Alabama c
 Adam Sullivan, Auburn of
 Brooks Bryan, Miss. State of
 Derek Nicholson, Florida of
 Clinton Johnston, Vanderbilt of
 G.W. Keller, Alabama dh
 Van Johnson, Miss. State p
 Matt Carnes, Arkansas p
 Eric DuBose, Miss. State p

1998

First Team

Eddy Furniss, LSU 1b
 Jeff Pickler, Tennessee 2b
 Andy Phillips, Alabama 3b
 Adam Everett, South Carolina ss
 Matt Frick, Alabama c
 Mike Curry, South Carolina of
 Clinton Johnston, Vanderbilt of
 Sonny Cortez, Tennessee of
 Brad Wilkerson, Florida of
 Todd Faulkner, Auburn dh
 David Walling, Arkansas p
 Kip Bouknight, South Carolina p
 Josh Fogle, Florida p

Second Team

Richard Lee, Miss. State 1b
 Brad Henderson, Ole Miss 2b
 Trey McClure, LSU 3b
 Scott Pratt, Auburn ss
 Brad Cresse, LSU c
 Brian Wiese, Miss. State of
 Ryan Lundquist, Arkansas of
 Josh Etheredge, Auburn of
 G.W. Keller, Alabama dh
 Travis Copley, Tennessee dh
 Jeremy Jackson, Miss. State p
 Doug Thompson, LSU p
 Jarrod Kingrey, Alabama p

1999

First Team

Cliff Wren, Miss. State 1b
 Brad Henderson, Ole Miss 2b
 Hunter Bledsoe, Vanderbilt 3b
 Andy Phillips, Alabama ss
 Casey Dunn, Auburn c
 G.W. Keller, Alabama of
 Brian Rainwater, Georgia of
 Brian Wiese, Miss. State of
 Tim Angoilini, South Carolina dh
 Brent Schoening, Auburn p
 Charlie Isaacson, Arkansas p
 Ben Grezlovski, Florida p

Second Team

Jeff Leumont, LSU 1b
 Josh Hudson, Georgia 2b
 Rodney Nye, Arkansas 3b
 Brian Roberts, South Carolina ss
 John Wilson, Kentucky c
 Michael Rosamond, Ole Miss of
 Trey McClure, LSU of
 Mailon Kent, Auburn of
 Ty Martin, Miss. State dh
 David Walling, Arkansas p
 Manny Torres, Alabama p
 Jamie Bennett, Tennessee p
 Lance Cormier, Alabama p

2000

First Team

Todd Faulkner, Auburn 1b
 Chris Burke, Tennessee 2b
 Travis Chapman, Miss. State 3b
 Jeff Keppinger, Georgia ss
 Brad Cresse, LSU c
 Gabe Gross, Auburn of
 Tim Olson, Florida of
 Karl Nonemaker, Vanderbilt of
 Jason Dill, Florida dh
 Kip Bouknight, South Carolina p
 Chris Bootcheck, Auburn p
 Scott Barber, South Carolina p

Second Team

Kurt Keene, Florida 1b
 Sam Bozanich, Alabama 2b
 Brent Boyd, Alabama 3b
 Drew Meyer, South Carolina ss
 John Wilson, Kentucky c
 Shane Kelly, Miss. State of
 Nate Janowicz, South Carolina of
 Mailon Kent, Auburn of
 Jeff Christensen, Tennessee dh
 Jamie Bennett, Tennessee p
 Peter Bauer, South Carolina p
 Colter Bean, Auburn p

2001

First Team

Aaron Clark, Alabama 1b
 Mike Fontenot, LSU 2b
 Wally Pontiff, LSU 3b
 Chris Burke, Tennessee ss
 Jeremy Brown, Alabama c
 Gabe Gross, Auburn of
 Garris Gonce, South Carolina of
 Burney Hutchinson, Ole Miss of
 Doc Brooks, Georgia dh
 Lane Mestepey, LSU p
 Tanner Brock, Mississippi State p
 Lee Gronkiewicz, South Carolina p

Second Team

Brian Moore, LSU 1b
 Brent Boyd, Alabama 2b
 Andy Neufeld, Georgia 3b
 Jeff Keppinger, Georgia ss
 Ryan Theriot, LSU ss
 Carl Lafferty, Ole Miss c
 Todd Linden, LSU of
 Mailon Kent, Auburn of
 Marcus McBeth, South Carolina of
 Scott McClanahan, Alabama of
 Josh Christian, Ole Miss dh
 Lance Cormier, Alabama p
 Pete Montrenes, Ole Miss p
 Jeff Carswell, Georgia p

2002

First Team

Yaron Peters, South Carolina 1b
 Brent Boyd, Alabama 2b
 Pat Osborn, Florida 3b
 Drew Meyer, South Carolina ss
 Jeremy Brown, Alabama c
 Chaz Lytle, Georgia of
 Scott McClanahan, Alabama of
 Seth Smith, Ole Miss of
 Trey Dyson, South Carolina dh
 Alex Hart, Florida p
 Lane Mestepey, LSU p
 Blake Taylor, South Carolina p

Second Team

Ryan Shealy, Florida 1b
 Aaron Davidson, Florida 2b
 Wally Pontiff, LSU 3b
 Mark Kiger, Florida ss
 Trent Pratt, Auburn c
 Burney Hutchinson, Ole Miss of
 Aaron Sobieraj, Florida of
 Peter Stonard, Alabama of
 Bobby Huddleston, Auburn dh
 Lance Cormier, Alabama p
 Paul Maholm, Mississippi State p
 Jeff Carswell, Georgia p
 Jake Thompkins, LSU p

2003

First Team

Clay Harris, LSU 1b
 Tug Hulett, Auburn 2b
 Brian Buscher, South Carolina 3b
 Aaron Hill, LSU ss
 Landon Powell, South Carolina c
 Beau Hearod, Alabama of
 Ryan Fox, Arkansas of
 Jordan Czarniecki, Tennessee of
 Ryan Patterson, LSU dh
 Paul Maholm, Miss. State p
 David Marchbanks, S. Carolina p
 Steven Register, Auburn p

Second Team

Karl Amonite, Auburn 1b
 Blake Gill, LSU 2b
 Steve Gendron, Miss. State 3b
 Matthew Maniscalco, Miss. State ss
 Brian Rose, Florida c
 Javon Moran, Auburn of
 Jon Zeringue, LSU of
 Ben Harrison, Florida of
 Bobby Huddleston, Auburn dh
 Jeremy Sowers, Vanderbilt p
 Nate Bumstead, LSU p
 Stephen Head, Ole Miss p

2004

First Team

C.J. Smith, Florida 1B
 Warner Jones, Vanderbilt 2B
 Josh Smith, Georgia 3B
 Ryan Klosterman, Vanderbilt SS
 Landon Powell, South C
 J.C. Holt, LSU OF
 Jon Zeringue OF
 Brad Corley, Miss. State OF
 Stephen Head, Ole Miss P
 Justin Hoyman, Florida DH
 Mark Holliman, Ole Miss P
 Chad Blackwell, S. Carolina RP
 Will Startup, Georgia RP

Second Team

Josh Morris, Georgia 1B
 Marshall Szabo, Georgia 2B
 Clay Harris, LSU 3B
 Scott Hode, Arkansas SS
 Justin Holmes, Georgia SS
 Craig Tatum, Miss. State C
 Ryan Patterson, LSU OF
 Brenden Winn, S. Carolina OF
 Seth Smith, Ole Miss OF
 Ben Harrison, Florida OF
 Alex Suarez, Tennessee DH
 Jeremy Sowers, Vanderbilt P
 Wade LeBlanc, Alabama P
 Steven Register, Auburn RP

HONORS



MISSISSIPPI STATE • MISSOURI • SOUTH CAROLINA • TENNESSEE • TEXAS A&M • VANDERBILT

2005

First Team

Matt LaPorta, Florida 1B
 Adam Davis, Florida 2B
 Chase Headley, Tennessee 3B
 Steven Tollesen, South Carolina SS
 Josh Bell, Auburn C
 Ryan Patterson, LSU OF
 Brian Pettway, Ole Miss OF
 Eli Iorg, Tennessee OF
 Gabe Scott, Alabama OF
 Stephen Head, Ole Miss DH
 Luke Hochevar, Tennessee P
 Greg Smith, LSU P
 John Madden, Auburn RP

Second Team

Steve Pearce, South Carolina 1B
 John Shelby, Kentucky 2B
 Chris Coghlan, Ole Miss 3B
 Justin Tordi, Florida SS
 Brian Jeroloman, Florida C
 Jeff Corsaletti, Florida OF
 Clete Thomas, Auburn OF
 Nick Stavinoha, LSU OF
 Blake Gill, LSU DH
 Clay Dirks, LSU P
 Jensen Lewis, Vanderbilt P
 Connor Falkenbach, Florida RP

2006

First Team

Ryan Strieby, Kentucky 1B
 Jeffrey Rea, Mississippi State 2B
 Pedro Alvarez, Vanderbilt 3B
 Zack Cozart, Ole Miss SS
 Thomas Berkery, Miss.State SS
 J.P. Arenecibia, Tennessee C
 Emeel Salem, Alabama OF
 Quinn Stewart, LSU OF
 Michael Campbell, S.Carolina OF
 Mike Bianucci, Auburn DH
 Nick Schmidt, Arkansas P
 Wade LeBlanc, Alabama P
 Joshua Fields, Georgia RP

Second Team

Josh Morris, Georgia 1B
 John Shelby, Kentucky 2B
 Chris Coghlan, Ole Miss 3B
 Michael Hollander, LSU SS
 Reese Havens, South Carolina SS
 Kody Valverde, Alabama C
 Sean Coughlin, Kentucky C
 Jake Dugger, Arkansas OF
 Joey Side, Georgia OF
 Julio Borbon, Tennessee OF
 Robbie Grinestaff, S.Carolina P
 David Price, Vanderbilt DH
 Bryan Augenstein, Florida P
 Wynn Pelzer, South Carolina RP

2007

First Team

Matt LaPorta, Florida 1B
 Travis Jones, South Carolina 2B
 Pedro Alvarez, Vanderbilt 3B
 Zack Cozart, Ole Miss SS
 Edward Easley, Mississippi State C
 Emeel Salem, Alabama OF
 Dominic de la Osa, Vanderbilt OF
 Brian Leclerc, Florida OF
 Phil Disher, South Carolina DH
 David Price, Vanderbilt P
 Nick Schmidt, Arkansas P
 Jess Todd, Arkansas P
 Casey Weathers, Vanderbilt RP

Second Team

Justin Smoak, South Carolina 1B
 Jeffrey Rea, Mississippi State 2B
 James Darnell, South Carolina 3B
 Ryan Flaherty, Vanderbilt SS
 J.P. Arenecibia, Tennessee C
 Jordan Henry, Ole Miss OF
 Mike Bianucci, Auburn OF
 Julio Borbon, Tennessee OF
 Alex Avila, Alabama DH
 Lance Lynn, Ole Miss P
 James Adkins, Tennessee P
 Jared Bradford, LSU RP
 Cody Satterwhite, Ole Miss RP

2008

First Team

Justin Smoak, South Carolina 1B
 Josh Adams, Florida 2B
 Ryan Wilkes, Kentucky 2B
 Pedro Alvarez, Vanderbilt 3B
 Logan Forsythe, Arkansas 3B
 Gordon Beckham, Georgia SS
 Bryce Massanari, Georgia C
 Collin Cowgill, Kentucky OF
 Sawyer Carroll, Kentucky OF
 Matt den Dekker, Florida OF
 Brandon May, Alabama OF
 David Macias, Vanderbilt OF
 Alex Avila, Alabama DH
 Patrick Keating, Florida P
 Chris Rusin, Kentucky P
 Joshua Fields, Georgia RP

Second Team

Hunter Morris, Auburn 1B
 Alex Feinberg, Vanderbilt 2B
 James Darnell, South Carolina 3B
 Ryan Flaherty, Vanderbilt SS
 Reese Havens, S. Carolina SS
 Yan Gomes, Tennessee C
 Avery Barnes, Florida OF
 Dominic de la Osa, Vanderbilt OF
 Kentrail Davis, Tennessee OF
 Phil Disher, South Carolina DH
 Lance Lynn, Ole Miss P
 Trevor Holder, Georgia P
 Stephen Dodson, Georgia P
 Scott Bittle, Ole Miss RP

2009

First Team

Rich Poythress, Georgia 1B
 Ross Wilson, Alabama; 2B
 Josh Adams, Florida 2B
 Jake Smith, Alabama 3B
 Josh Rutledge, Alabama; SS
 Brian Harris, Vanderbilt SS
 Blake Forsythe, Tennessee C
 Kent Matthes, Alabama OF
 Avery Barnes, Florida OF
 Jordan Henry, Ole Miss OF
 Blake Dean, LSU DH
 Louis Coleman, LSU P
 Austin Hyatt, Alabama P
 Matty Ott, LSU RP

Second Team

Nick Ebert, South Carolina 1B
 Chris Bisson, Kentucky 2B
 Joseph Sanders, Auburn 3B
 Chris Wade, Kentucky SS
 Bobby Haney, South Carolina SS
 Justin Dalles, South Carolina C
 Steven Liddle, Vanderbilt OF
 DeAngelo Mack, South Carolina OF
 Ryan Schimpf, LSU OF
 Bryce Massanari, Georgia DH
 Scott Bittle, Ole Miss P
 Anthony Ranaudo, LSU P
 Drew Pomeranz, Ole Miss P
 Billy Bullock, Florida RP

2010

First Team

Hunter Morris, Auburn 1B
 Anthony Gomez, Vanderbilt 2B
 Zack Cox, Arkansas 3B
 Josh Rutledge, Alabama SS
 Micah Gibbs, LSU C
 Taylor Dugas, Alabama OF
 Trent Mummy, Auburn OF
 Brian Fletcher, Auburn OF
 Kevin Patterson, Auburn DH
 Blake Cooper, S. Carolina P
 Drew Pomeranz, Ole Miss P
 Kevin Chapman, Florida RP

Second Team

Preston Tucker, Florida 1B
 Chris Bisson, Kentucky 2B
 Austin Maddox, Florida 3B
 Austin Nola, LSU SS
 Nolan Fontana, Florida SS
 Ryan Jenkins, Auburn C
 Matt den Dekker, Florida OF
 Brett Eibner, Arkansas OF
 Jackie Bradley Jr., S. Carolina OF
 Matt Gaudet, LSU DH
 Drew Smyly, Arkansas P
 Grant Dayton, Auburn P
 Sonny Gray, Vanderbilt P
 Matt Price, South Carolina RP
 Brett Huber, Ole Miss RP

2011

First Team

Aaron Westlake, Vanderbilt 1B
 Scott Wingo, South Carolina 2B
 Thomas McCarthy, Kentucky 3B
 Casey McElroy, Auburn SS
 Mike Zunino, Florida C
 Mikie Mahtook, LSU OF
 Preston Tucker, Florida OF
 Tony Kemp, Vanderbilt OF
 Brian Johnson, Florida DH
 Grayson Garvin, Vanderbilt P
 Michael Roth, South Carolina P
 Matt Price, South Carolina RP

Second Team

Christian Walker, South Carolina 1B
 Josh Adams, Florida 2B
 Alex Yarbrough, Ole Miss 2B
 Jason Esposito, Vanderbilt 3B
 Nolan Fontana, Florida SS
 Tony Caldwell, Auburn C
 Taylor Dugas, Alabama OF
 Mason Katz, LSU OF
 Chad Wright, Kentucky OF
 Conrad Gregor, Vanderbilt DH
 DJ Baxendale, Arkansas P
 Hudson Randall, Florida P
 Sonny Gray, Vanderbilt P
 Alex Meyer, Kentucky P
 Caleb Reed, Mississippi State RP

2012

First Team

Christian Walker, South Carolina 1B
 Alex Yarbrough, Ole Miss 2B
 Matt Reynolds, Arkansas 3B
 Anthony Gomez, Vanderbilt SS
 Mike Zunino, Florida C
 Raph Rhymes, LSU OF
 Preston Tucker, Florida OF
 Taylor Dugas, Alabama OF
 Brian Johnson, Florida DH/UTL
 Chris Stratton, Mississippi State P
 Kevin Gausman, LSU P
 Steven Rodriguez, Florida RP

Second Team

Matt Snyder, Ole Miss 1B
 Bo Bigham, Arkansas 2B
 Curt Powell, Georgia 3B
 Nolan Fontana, Florida SS
 Luke Maile, Kentucky C
 Austin Cousino, Kentucky OF
 Ryan Tella, Auburn OF
 Mason Katz, LSU OF
 Drew Steckenrider, Tennessee DH
 Alex Wood, Georgia P
 Corey Littrell, Kentucky P
 Bobby Wahl, Ole Miss P
 Matt Price, South Carolina RP



HONORS

ALABAMA • ARKANSAS • AUBURN • FLORIDA • GEORGIA • KENTUCKY • LSU • OLE MISS

2013

First Team

Mason Katz, LSU 1B
 Tony Kemp, Vanderbilt 2B
 Christian Ibarra, LSU 3B
 Alex Bregman, LSU SS
 Stuart Turner, Ole Miss C
 Hunter Renfroe, Mississippi State OF
 Mike Yastrzemski, Vanderbilt OF
 Raph Rhymes, LSU OF
 Keaton Steele, Missouri DH/UTL
 A.J. Reed, Kentucky P
 Ryne Stanek, Arkansas P
 Aaron Nola, LSU P
 Jonathan Holder, Mississippi State RP

Second Team

Garrett Cooper, Auburn 1B
 Brett Pirtle, Mississippi State 2B
 JaCoby Jones, LSU
 Curt Powell, Georgia 3B
 Andrew Mistone, Ole Miss
 Mikey Reynolds, Texas A&M SS
 Mikey White, Alabama
 Grayson Greiner, South Carolina C
 Connor Harrell, Vanderbilt OF
 Brian Anderson, Arkansas OF
 Krey Bratsen, Texas A&M OF
 Daniel Mengden, Texas A&M DH/UTL
 Tyler Beede, Vanderbilt P
 Bobby Wahl, Ole Miss P
 Tyler Webb, South Carolina RP

2014

First Team

Sikes Orvis, Ole Miss 1B
 Dansby Swanson, Vanderbilt 2B
 Austin Anderson, Ole Miss 3B
 Vince Conde, Vanderbilt SS
 Taylor Gushue, Florida C
 Auston Bousfield, Ole Miss OF
 Ka'ai Tom, Kentucky OF
 Christin Stewart, Tennessee OF
 A.J. Reed, Kentucky DH/UT
 Aaron Nola, LSU P
 Logan Shore, Florida P
 Jacob Lindgren, Mississippi State RP

Second Team

Eric Fisher, Arkansas 1B
 Brett Pirtle, Mississippi State 2B
 Max Kuhn, Kentucky 3B
 Alex Bregman, LSU SS
 Will Allen, Ole Miss C
 Ben Moore, Alabama OF
 Harrison Bader, Florida OF
 Nick Banks, Texas A&M OF
 Wade Wass, Alabama DH/UT
 Ross Mitchell, Mississippi State P
 Carson Fulmer, Vanderbilt P
 Joel Seddon, South Carolina RP

2015

First Team

Kyle Martin, South Carolina 1B
 JaVon Shelby, Kentucky 2B
 Conner Hale, LSU 3B
 Alex Bregman, LSU SS
 Kade Scivicque, LSU C
 Andrew Benintendi, Arkansas OF
 Andrew Stevenson, LSU OF
 Christin Stewart, Tennessee OF
 Mitchell Nau, Texas A&M DH/UTL
 Carson Fulmer, Vanderbilt P
 Alex Lange, LSU P
 Zach Jackson, Arkansas RP

Second Team

Chris Chineca, LSU 1B
 Max Schrock, South Carolina 2B
 Josh Tobias, Florida 3B
 Dansby Swanson, Vanderbilt SS
 Mike Rivera, Florida C
 Kyle Barrett, Kentucky OF
 Nick Banks, Texas A&M OF
 Logan Taylor, Texas A&M OF
 JJ Schwarz, Florida DH/UT
 Grayson Long, Texas A&M P
 Cole Lipscomb, Auburn P
 Breckin Williams, Missouri RP
 Wyatt Short, Ole Miss RP

ALL FRESHMAN TEAM

2005

1B - Justin Henry, Ole Miss
 2B - Ryan Wilkes, Kentucky
 2B - Cale Iorg, Alabama
 3B - Brandon McArthur, Florida
 3B - Chris Jackson, LSU
 SS - Zack Cozart, Ole Miss
 C - J.P. Arencibia, Tennessee
 OF - Julio Borbon, Tennessee
 OF - Antone DeJesus, Kentucky
 OF - Clint Arnold, Arkansas
 DH - Jordan Mayer, LSU
 DH - Joshua Fields, Georgia
 P - James Adkins, Tennessee
 P - Nick Schmidt, Arkansas
 RP - David Robertson, Alabama

2006

1B - Justin Smoak, South Carolina
 2B - J.T. Wise, LSU
 3B - Pedro Alvarez, Vanderbilt
 SS - Tony Delmonico, Tennessee
 OF - Luke Greinke, Auburn
 OF - Jared Bogany, LSU
 OF - Andrew Crisp, South Carolina
 DH - Mike Bianucci, Auburn
 P - Tommy Hunter, Alabama
 P - Mike Cisco, South Carolina
 RP - Cody Satterwhite, Ole Miss

2007

1B - Yan Gomes, Tennessee
 2B - Robert Brooks, Auburn
 2B - Zach Miller, Ole Miss
 3B - Connor Powers, Mississippi State
 SS - Cole Figueroa, Florida
 C - Sean Ochinko, LSU
 OF - Jordan Henry, Ole Miss
 OF - Blake Dean, LSU
 OF - Matt den Dekker, Florida
 OF - Jonathan Pigott, Florida
 DH - Jeff Lockwood, Tennessee
 P - Mike Minor, Vanderbilt
 P - Nathan Baker, Ole Miss
 RP - Dallas Keuchel, Arkansas

2008

1B - Hunter Morris, Auburn
 2B - Josh Adams, Florida
 3B - David Cunningham, Auburn
 SS - Josh Rutledge, Alabama
 C - Micah Gibbs, LSU
 OF - Kentrail Davis, Tennessee
 OF - Whit Merrifield, South Carolina
 OF - Brian Fletcher, Auburn
 DH - P.J. Polk, Tennessee
 P - Drew Pomeranz, Ole Miss
 P - Grant Dayton, Auburn
 RP - Russell Brewer, Vanderbilt

2009

1B - Preston Tucker, Florida
 2B - Riley Reynolds, Vanderbilt
 3B - Colby May, Georgia
 SS - Zach Osborne, Tennessee
 OF - Taylor Dugas, Alabama
 OF - Mikie Mahtook, LSU
 OF - Jackie Bradley, Jr., South Carolina
 DH - Aaron Westlake, Vanderbilt
 P - Nick Routt, Mississippi State
 P - Nolan Belcher, South Carolina
 RP - Matty Ott, LSU

2010

1B - Christian Walker, South Carolina
 2B - Anthony Gomez, Vanderbilt
 3B - Austin Maddox, Florida
 SS - Nolan Fontana, Florida
 C - Mike Zunino, Florida
 OF - Andrew Miller, Alabama
 OF - Evan Marzilli, South Carolina
 OF - Chris Fritts, Tennessee
 OF - Connor Harrell, Vanderbilt
 DH - Brian Johnson, Florida
 P - Hudson Randall, Florida
 P - Brian Johnson, Florida
 P - Chris Stratton, Mississippi State
 RP - Brett Huber, Ole Miss
 RP - Matt Price, South Carolina

ALL FRESHMAN TEAM

2011

1B - Dominic Ficociello, Arkansas
 2B - JaCoby Jones, LSU
 3B - Zack Powers, Florida
 SS - Adam Frazier, Mississippi State
 C - Ty Ross, LSU
 OF - Tony Kemp, Vanderbilt
 OF - C.T. Bradford, Mississippi State
 OF - Andrew Toles, Tennessee
 DH - Conrad Gregor, Vanderbilt
 P - Karsten Whitson, Florida
 P - Forrest Koumas, South Carolina
 RP - Kevin Ziomek, Vanderbilt

2012

1B - A.J. Reed, Kentucky
 2B - Will Maddox, Tennessee
 3B - Josh Tobias, Florida
 SS - Joey Pancake, South Carolina
 C - Grayson Greiner, South Carolina
 OF - Austin Cousino, Kentucky
 OF - Tanner English, South Carolina
 OF - Hunter Cole, Georgia
 OF - Ben Moore, Alabama

DH/UTL - A.J. Reed, Kentucky
 P - Aaron Nola, LSU
 P - Tyler Beede, Vanderbilt
 RP - Jonathan Holder, Mississippi State

2013

1B - Josh Lester, Missouri
 2B - Kyle Overstreet, Alabama
 3B - Xavier Turner, Vanderbilt
 SS - Alex Bregman, LSU
 C - Greg Fettes, Kentucky
 OF - Kyle Barrett, Kentucky
 OF - Vincent Jackson, Tennessee
 OF - Harrison Bader, Florida
 DH/UTL - Zander Wiel, Vanderbilt
 P - Jack Wynkoop, South Carolina
 P - Sean McLaughlin, Georgia
 RP - Carson Fulmer, Vanderbilt
 RP - Ray Castillo, Alabama

2014

1B - Peter Alonso, Florida
 2B - JaVon Shelby, Kentucky
 3B - John Sternagel, Florida

SS - Errol Robinson, Ole Miss
 C - Gavin Collins, Mississippi State
 OF - Nick Banks, Texas A&M
 OF - Bryan Reynolds, Vanderbilt
 OF - Andrew Benintendi, Arkansas
 DH/UTL - Nick Senzel, Tennessee
 P - Logan Shore, Florida
 P - Keegan Thompson, Auburn
 RP - Thomas Burrows, Alabama

2015

1B - Evan White, Kentucky
 2B - Dalton Guthrie, Florida
 3B - Will Toffey, Vanderbilt
 SS - Ryan Gridley, Mississippi State
 C - Mike Rivera, Florida
 OF - Keegan McGovern, Georgia
 OF - Trey Harris, Missouri
 OF - Jeren Kendall, Vanderbilt
 DH/UT - JJ Schwarz, Florida
 SP - Tanner Houck, Missouri
 SP - Keaton McKinney, Arkansas
 RP - Kyle Wright, Vanderbilt

ALL DEFENSIVE TEAM

2008

P - Jared Bradford, LSU
 1B - Rich Poythress, Georgia
 2B - Ryan Wilkes, Kentucky
 SS - Reese Havens, South Carolina
 3B - Jake Smith, Alabama
 C - Brett Basham, Ole Miss
 OF - Matt den Dekker, Florida
 OF - Collin Cowgill, Kentucky
 OF - David Macias, Vanderbilt

2009

P - Trevor Holder, Georgia
 1B - Rich Poythress, Georgia
 2B - Ross Wilson, Alabama
 SS - Bobby Haney, South Carolina
 SS - Brian Harris, Vanderbilt
 3B - Jake Smith, Alabama
 C - Micah Gibbs, LSU
 OF - Matt den Dekker, Florida
 OF - Whit Merrifield, South Carolina
 OF - Trent Mummey, Auburn

2010

P - Sonny Gray, Vanderbilt
 1B - Preston Tucker, Florida
 2B - Scott Wingo, South Carolina
 SS - Nolan Fontana, Florida
 3B - Jake Smith, Alabama
 C - Micah Gibbs, LSU
 OF - Matt den Dekker, Florida
 OF - Trent Mummey, Auburn
 OF - Jackie Bradley Jr., South Carolina

2011

P - Sonny Gray, Vanderbilt
 1B - Dominic Ficociello, Arkansas
 1B - Christian Walker, South Carolina
 2B - Scott Wingo, South Carolina
 SS - Nolan Fontana, Florida
 3B - Jason Esposito, Vanderbilt
 C - Mike Zunino, Florida
 OF - Taylor Dugas, Alabama
 OF - Mikie Mahtook, LSU
 OF - Zach Cone, Georgia
 OF - Jackie Bradley Jr., South Carolina

2012

P - Ryan Eades, LSU
 P - Kendall Graveman, Mississippi State
 P - Michael Roth, South Carolina
 1B - Dominic Ficociello, Arkansas
 2B - Alex Yarbrough, Ole Miss
 SS - Nolan Fontana, Florida
 3B - Matt Reynolds, Arkansas
 C - Mike Zunino, Florida
 OF - Evan Marzilli, South Carolina
 OF - Taylor Dugas, Alabama
 OF - Austin Cousino, Kentucky

2013

P - Daniel Mengden, Texas A&M
 1B - Mason Katz, LSU
 1B - Cole Lankford, Texas A&M
 2B - Tony Kemp, Vanderbilt
 SS - Adam Frazier, Mississippi State
 3B - Christian Ibarra, LSU

C - Stuart Turner, Ole Miss
 OF - Austin Cousino, Kentucky
 OF - Mike Yastrzemski, Vanderbilt
 OF - Hunter Renfroe, Mississippi State

2014

P - Aaron Nola, LSU
 P - Carson Fulmer, Vanderbilt
 1B - Eric Fisher, Arkansas
 2B - Brett Pirtle, Mississippi State
 SS - Seth Heck, Mississippi State
 3B - Joey Pankake, South Carolina
 C - Jake Wise, Arkansas
 C - Grayson Greiner, South Carolina
 OF - Austin Cousino, Kentucky
 OF - Tanner English, South Carolina
 OF - Andrew Stevenson, LSU

2015

1B - Evan White, Kentucky
 2B - Kyle Overstreet, Alabama
 3B - Bobby Wernes, Arkansas
 SS - Alex Bregman, LSU
 C - Kade Scivicque, LSU
 OF - Andrew Stevenson, LSU
 OF - Mark Laird, LSU
 OF - Buddy Reed, Florida
 P - Carson Fulmer, Vanderbilt



HONORS

ALABAMA • ARKANSAS • AUBURN • FLORIDA • GEORGIA • KENTUCKY • LSU • OLE MISS

ACADEMIC HONORS

The Academic All-SEC Team was developed to recognize the outstanding athletes who are also outstanding students. To be eligible for the award, a student-athlete must: 1) have a 3.0 grade point average for either the past year or for their career; 2) be a sophomore or higher in academic classification; and 3) have 24 semester hours countable toward a degree.

1971

Pos.	Player	School	GPA
1b	Jack Baker	Auburn	2.01
2b	Mike Moock	LSU	3.20
3b	Bobby Tucker	Tennessee	3.04
ss	Pete Rancont	Auburn	2.06
ut	Ray Hull	Florida	3.33
lf	Ted Milton	Miss. State	3.12
cf	Mike Harrelson	Georgia	3.48
rf	Rex Bynum	Alabama	3.21
ut	Norris Weese	Ole Miss	3.44
c	Greg Collins	Vanderbilt	2.43
p	Louis Farmer	LSU	3.20
p	Earl Nance	Auburn	2.60

HONORABLE MENTION: Infielders: Zack Rogers, UA, 3.47; David Voss, MSU, 3.21; John Flad, UF, 3.20. **Outfielders:** Joe Haefner, AU, 2.02; Terry Dubose, UA, 3.58; Jeff Love, VU, 2.20; Adams Carroll, VU, 2.20. **Pitcher:** David Thomas, UF, 3.40.

1972

Pos.	Player	School	GPA
1b	Zack Rogers	Alabama	2.10
2b	Bobby Tucker	Tennessee	3.29
ss	Ray Hull	Florida	3.65
3b	Phil Baker	Georgia	3.33
lf	Joe Haefner	Auburn	2.27
cf	Norris Weese	Ole Miss	3.70
rf	Paul Husband	Ole Miss	3.46
ut	Rex Bynum	Alabama	2.07
ut	Richard Groover	Georgia	3.45
p	Alan Okun	Georgia	3.17

1973

Pos.	Player	School	GPA
1b	Rick Counts	Miss. State	3.06
2b	Steve Spitz	LSU	3.00
3b	Phil Baker	Georgia	3.16
ss	Wayne Pinkerton	Miss. State	3.10
ut	Bill Finney	Florida	4.00
lf	Bobby Tucker	Tennessee	3.18
cf	Norris Weese	Ole Miss	4.00
rf	Paul Husband	Ole Miss	3.88
ut	Paul Spivey	Alabama	2.26
c	Greg Collins	Vanderbilt	2.90
p	Bill Lawrence	Auburn	2.32
p	Barry Gaddis	Ole Miss	3.00

HONORABLE MENTION: Infielders: Zack Rogers, UA, 2.08; Xavier Prida, UF, 3.6; Gerald Belcher, UK, 3.2; Sonny Denniston, UK, 3.52; Wally McMakin, LS, 3.00; Greg Ferrara, LS, 3.0; Steve Collins, LS, 3.0; Tommy Cox, UT, 3.72. **Outfielders:** Nick DeVirgilis, UF, 4.0; Alan Okun, UG, 3.21; Jimmy Hall, UK, 3.1. **Catchers:** John O'Connor, UG, 3.31; Hal Bibee, UT, 3.39. **Pitchers:** Ed McCaw, UK, 3.16; Bob Woodward, LS, 3.0; Guy Hollingsworth, LS, 3.1.

1974

Pos.	Player	School	GPA
1b	Bill Oden	Tennessee	3.34
2b	T.Y. Gunter	Ole Miss	3.07
3b	Vic Sharek	Auburn	2.62
ss	Sparky Wilson	Georgia	3.00
ut	Sonny Denniston	Kentucky	3.21
lf	Randall Aldridge	LSU	3.75
cf	Jim Turner	Georgia	3.47
rf	Steve Carp	Georgia	3.31
ut	Bill Finney	Florida	4.00
dh	Charles Winslette	Georgia	4.00
c	John Fuller	Florida	3.00

c	Hal Bibee	Tennessee	3.44
p	Doug Corbett	Florida	3.10
p	Mark Cummings	Tennessee	3.42
p	Tom Charpentier	LSU	3.00

HONORABLE MENTION: Infielders: Joe Bob Cole, MSU, 3.06; Bill Bolander, UF, 3.21; Bubba Hubbard, UM, 3.20. **Outfielders:** Phil Baker, UG, 3.14; Dennis Bailey, AU, 2.03; Billy Fouch, UK, 3.00; Darrell Saunders, UK, 3.20. **Catchers:** John O'Connor, UG, 3.21; John Koenen, UK, 3.00. **Pitchers:** Bill Lawrence, AU, 2.17; Ed McCaw, UK, 3.45; Bill Ivie, UG, 3.55; Jim Mitchell, UG, 3.00.

1975

Pos.	Player	School	GPA
1b	Rick Honeycutt	Tennessee	3.00
2b	Gene Menees	Vanderbilt	2.50
3b	David Bowden	Florida	3.28
ss	T.Y. Gunter	Ole Miss	3.40
ut	Phil Baker	Georgia	3.67
lf	Randy Aldridge	LSU	3.40
cf	Dennis Bailey	Auburn	2.54
rf	Bill Finney	Florida	4.00
ut	Bill Hatfield	Tennessee	3.09
dh	Wally McMakin	LSU	3.00
c	Hal Bibee	Tennessee	3.51
p	Ed McCaw	Kentucky	3.82
p	Bill Ivie	Georgia	3.50
p	Guy Hollingsworth	LSU	3.20
p	Mike Park	Ole Miss	3.00

HONORABLE MENTION: Infielders: David Snell, UG, 3.67; Bill Oden, UT, 3.48; Greg Ferrara, LS, 3.5; Bruce Farman, UG, 4.00; Mark Saber, UG, 3.0. **Pitchers:** David Ray, UM, 3.82; Mike Coyne, VU, 2.20; Pat Whealey, LS, 3.20; Mark Cummings, UT, 3.35; Jim Handley, AU, 2.32; Lamar Pritchard, MSU, 3.25.

1976

Pos.	Player	School	GPA
1b	Randy Gipson	Kentucky	3.00
2b	Robbie Howard	Tennessee	3.26
3b	Wally McMakin	LSU	3.30
ss	Tony Toups	LSU	3.20
ut	Roger Holt	Florida	3.00
lf	Jimmy Sherrill	Kentucky	3.33
cf	Billy Fouch	Kentucky	3.00
rf	Darrell Saunders	Kentucky	3.17
ut	Fred Dunlap	Miss. State	3.41
dh	LeRoy Robbins	Kentucky	3.80
p	Steve Pewitt	Kentucky	3.17
p	Rick Honeycutt	Tennessee	3.06
p	Robert Hudson	Auburn	2.40

HONORABLE MENTION: Infielders: J.B. Caldwell, UF, 3.64; Vaughan Meiners, LS, 3.40; Mike Pomeranz, UM, 3.00; John Cortese, UF, 3.31; Scott Shepherd, MSU, 3.58; Mike Moore, UK, 3.44; Chuck Long, UK, 3.81; Bruce Farman, UG, 3.42; T.Y. Gunter, UM, 3.42; Kenny Sholl, VU, 2.21. **Outfielders:** Bill Hatfield, UT, 3.32; Larry Littleton, UG, 3.14; Pat Ball, UM, 3.44; Terry Fitzgerald, UF, 3.07. **Pitchers:** Mark McClanahan, AU, 2.33; Bruce Baker, UF, 3.69; Eric Hiller, UF, 3.36; Pat Whealey, LS, 3.01; Trevor Nau, UM, 4.00.

1977

Pos.	Player	School	GPA
1b	Randy Gipson	Kentucky	3.07
2b	John Cortese	Florida	3.00
3b	Bubba Hubbard	Ole Miss	3.31
ss	Bubba Kizer	Georgia	3.00
ut	Roger Holt	Florida	3.00

ut	Mike Pomeranz	Ole Miss	3.02
lf	LeRoy Robbins	Kentucky	3.75
cf	Pat Ball	Ole Miss	3.44
rf	Ken Lee	Miss. State	3.20
ut	John Brantley	Florida	3.20
dh	Robbie Howard	Tennessee	3.17
c	Scott Galloway	Miss. State	3.00
p	Robert Hudson (R)	Auburn	2.05
p	Steve Pewitt (L)	Kentucky	3.25

HONORABLE MENTION: Infielders: J.B. Caldwell, UF, 3.21; Tommy Cook, UT, 3.77; Cliff Ford, UM, 3.31; Scott Shepherd, MSU, 3.88; Gary DeLoach, UA, 2.16; Tommy Belk, UA, 2.00; Chuck Long, UK, 3.62. **Outfielders:** Larry Pavlou, MSU, 3.50. **Pitcher:** Mike Darby, MSU, 3.10.

1978

NOTE: No Academic All-SEC Team was named in 1978.

1979

Pos.	Player	School	GPA
1b	Randy Gipson	Kentucky	3.10
2b	Chuck Long	Kentucky	3.58
3b	Nelson Jennings	Vanderbilt	2.23
ss	Steve Houlberg	Alabama	2.25
ut	Gary Jack	Alabama	2.79
lf	Bob Kocol	Miss. State	3.26
cf	Jeff Pyburn	Georgia	3.34
rf	Larry Pavlou	Miss. State	3.50
ut	Lucien Tujaque	LSU	3.20
dh	Jim Leopold	Kentucky	3.67
c	Steve Vogel	Kentucky	3.00
c	Bob White	Georgia	3.47
p	Pete Teixeira	Florida	3.38
p	Lynn Humphries	Auburn	2.37
p	Ken Rabun	Georgia	3.23

HONORABLE MENTION: Infielders: Cliff Ford, UM, 3.06; Tom Hatfield, UK, 3.61. **Outfielders:** Bubba Chrismer, UG, 3.37. **Catcher:** Mike Sterling, MSU, 3.45. **Pitchers:** David Livingston, UF, 3.08; Kerry Jolly, UK, 3.47; Al Ward, UM, 3.36.

1980

Pos.	Player	School	GPA
1b	Gary Jack	Alabama	2.73
2b	Wade McKinney	Georgia	3.10
3b	Nelson Jennings	Vanderbilt	2.20
ss	Tom Hatfield	Kentucky	3.46
ut	Randy Olson	LSU	3.00
lf	Chuck Kinzel	Tennessee	3.45
cf	Jeff Pyburn	Georgia	3.46
rf	Bubba Chrismer	Georgia	3.48
ut	James Leopold	Kentucky	3.44
dh	Mark Dunning	Alabama	2.07
c	Bob White	Georgia	3.29
c	Steve Vogel	Kentucky	3.06
p	Gene Richie	Georgia	3.26
p	Jeff Keener	Kentucky	3.36
p	John Shrewsbury	Miss. State	3.16

HONORABLE MENTION: Infielder: Alan Mock, AU, 3.7. **Outfielders:** Terry Loe, MSU, 3.12. **Catcher:** Kirk Swigert, UK, 3.20. **Pitchers:** Bob Silvanik, UK, 3.13; Don Mundie, MSU, 3.29.

1981

Pos.	Player	School	GPA
1b	Gary Jack	Alabama	2.73
2b	Alan Mock	Auburn	3.70
3b	Jeff Shartzter	Kentucky	3.28
ss	Billy Martz	Miss. State	3.74

HONORS



MISSISSIPPI STATE • MISSOURI • SOUTH CAROLINA • TENNESSEE • TEXAS A&M • VANDERBILT

ut	Tom Hatfield	Kentucky	3.50
of	Glenn Carpenter	Florida	3.01
of	Bobby Pierce	Alabama	2.10
of	Robert Sorrell	Auburn	4.00
ut	Cam Stubbs	Vanderbilt	3.84
c	Bob White	Georgia	3.23
c	Terry Loe	Miss. State	3.25
p	Jeff Keener	Kentucky	3.30
p	Don Mundie	Miss. State	3.34
p	Mark Harris	Georgia	3.53

HONORABLE MENTION: Pitchers: Jimmy Boring, UT, 3.32; John Shrewsbury, MSU, 3.06; John Adams, UM, 3.40; Gary Smith, AU, 3.00.

ut	Dan Van Cleve	Miss. State	3.56
ss	Bret Elbin	Alabama	2.50
dh	Rob Skates	Alabama	2.10
of	Robert Sorrell	Auburn	3.88
of	Rick Fuentes	Georgia	3.00
of	Kent Yarbrough	Vanderbilt	2.60
of	Bill Barker	Kentucky	3.00
of	Sam Basso	Auburn	3.20
p	Nick Krsnich	Florida	3.12
p	Jeff Brewer	Alabama	2.25
p	Gary Smith	Auburn	3.10
p	Craig Kizer	Georgia	3.04

cf	Brad Winkler	Miss. State	3.46
rf	Ken Jackson	Kentucky	3.07
ut	Kent Yarbrough	Vanderbilt	2.44
c	Mike Stanley	Florida	3.50
p	George Reyes	Florida	3.18
p	Scott Ruskin	Florida	3.50
p	Tom Hoerman	Vanderbilt	2.00

HONORABLE MENTION: Pitchers: Jeff Brewer, UA, 2.15; Mike Murdock, LS, 3.0; Dan Whelan, UK, 3.17; Jim Colmer, UM, 3.48; Jeff Trenning, VU, 2.0; Mike McCann, MSU, 3.47.

In 1984 the Southeastern Conference developed the Academic Baseball Honor Roll. The new format was adopted to recognize those athletes who had a 3.0 grade point average (either cumulative or during the past year), and had 24 semester or 26 quarter hours countable toward a degree. Prior to the 1996-97 season, the SEC dropped the requirement of earning a letter for that season.

1982

Pos.	Player	School	GPA
1b	Cam Stubbs	Vanderbilt	2.00
2b	Russell Smith	Auburn	3.37
3b	Mario Alos	Florida	3.00

1983

Pos.	Player	School	GPA
1b	Dan Van Cleve	Miss. State	3.43
2b	Russell Smith	Auburn	3.40
3b	Bret Elbin	Alabama	2.52
ss	Mark Howie	LSU	3.00
lf	Rob Skates	Alabama	2.02

1984

Name	School
Jeff Brewer	Alabama
Jeff Umphrey	Alabama
Donald Carr	Florida
Russ Kibler	Florida
Scott Lusader	Florida
Mike Stanley	Florida
Robert Cogan	Georgia
Kevin Finn	Georgia
Chris Carroll	Kentucky
Tim Feger	Kentucky
Dan Whelan	Kentucky
Mark Howie	LSU
Bryan Farmer	Ole Miss
Joe Gex	Ole Miss
Kyle Gordon	Ole Miss
Steve King	Mississippi State
Bobby Locke	Mississippi State
Mike McCann	Mississippi State
Dan Van Cleve	Mississippi State
Pat Sullivan	Tennessee
Greg Allen	Vanderbilt
Tim Brecht	Vanderbilt
Joey Cora	Vanderbilt
Scott Darling	Vanderbilt
Tom Hoerman	Vanderbilt
Bob Nicolich	Vanderbilt
Jeff Trenning	Vanderbilt

1986

Name	School
Chris Barnes	Alabama
David Turner	Alabama
Mike Wiggins	Alabama
Tony Haney	Auburn
David Wilson	Auburn
John Floyd	Florida
Scott Bohlke	Georgia
Read Davis	Georgia
Darren Howard	Georgia
Mark Blythe	Kentucky
Scott Weakley	Kentucky
Alan Yankey	Kentucky
Terry Belle	LSU
Joe Zimmerman	LSU
Doug Duvall	Ole Miss
Kyle Gordon	Ole Miss
James Sikes	Ole Miss
Kenneth Edwards	Mississippi State
Steven King	Mississippi State
Charles McCraney	Mississippi State
William McDonald	Mississippi State
Will McRaney, Jr.	Mississippi State
Mike Martin	Mississippi State
William Weaver	Mississippi State
Ray Labelle	Tennessee
Kyle Balch	Vanderbilt
Joseph Jackson	Vanderbilt

Kyle Balch	Vanderbilt
Brad Harris	Vanderbilt
Robert Schabes	Vanderbilt

1988

Name	School
Michael Soper	Alabama
Kenneth Trusky	Alabama
Jason Bridges	Alabama
Robert Fletcher	Alabama
Anthony Pisciotta	Alabama
Tony Haney	Auburn
Clark Preble	Auburn
Parks Johnson	Florida
Richard Bielski	Georgia
John Hampton	Kentucky
Billy White	Kentucky
Bruce Wise	Kentucky
Mark Blythe	Kentucky
Jim Dill	Kentucky
Roger Gum	Kentucky
Joseph Welch	Kentucky
Daniel Edwards	LSU
Richard Carroll	Ole Miss
Keith Kessinger	Ole Miss
James Sikes	Ole Miss
Matthew Smith	Ole Miss
Edward Pounds	Ole Miss
Jody Hurst	Mississippi State
Tracy Jobes	Mississippi State
Mike Martin	Mississippi State
Burke Masters	Mississippi State
David McMahon	Mississippi State
Tommy Raffo	Mississippi State
Bobby Reed	Mississippi State
M. John Neal	Tennessee
Clark Rose	Tennessee
Kyle Bauch	Vanderbilt
Bob Schabes	Vanderbilt

1989

Name	School
John Hardie	Alabama
Peter Hinkle	Alabama
Hunter Plott	Alabama
Derek Crowover	Auburn
Jeff Leatherman	Auburn
Clark Preble	Auburn
Tommy Youngblood	Auburn
Matt Hoitsma	Georgia
Roger Miller	Georgia
Mark Blythe	Kentucky
Jim Dill	Kentucky
Roger Gum	Kentucky
John Hampton	Kentucky
Joe Welch	Kentucky
Billy White	Kentucky
Bruce Wise	Kentucky
Freddie Joseph	Ole Miss

Keith Kessinger	Ole Miss
Pepper Pounds	Ole Miss
Darin Asbill	Mississippi State
Chuck Daniel	Mississippi State
Chuck Holly	Mississippi State
Jody Hurst	Mississippi State
Russ Mahan	Mississippi State
Burke Masters	Mississippi State
Rob Norman	Mississippi State
Tommy Raffo	Mississippi State
Barry Winford	Mississippi State
Ron Winford	Mississippi State
Ernie Wright	Mississippi State
John Neal	Tennessee
Clark Rose	Tennessee
Mark Tranbarger	Tennessee
Jamie Abbeg	Vanderbilt
Jeff Callahan	Vanderbilt
Bryant Freer	Vanderbilt
Rick Holt	Vanderbilt
Bob Schabes	Vanderbilt
John Turnbull	Vanderbilt

1990

Name	School
Chris Barnes	Alabama
Jon Henn	Alabama
Pete Hinkle	Alabama
Mickey Kerns	Alabama
Jeff Laubenthal	Alabama
Hunter Plott	Alabama
Mark Roberts	Alabama
Mickey Tomey	Auburn
Jeff Leatherman	Auburn
John Mooror	Auburn
Todd O'Donnell	Auburn
Mike Moberg	Florida
Todd McCray	Florida
Tony Sharkins	Florida
Jeff Cooper	Georgia
Matt Hoitsma	Georgia
Brian Jester	Georgia
Paul Corum	Kentucky
Mike Harris	Kentucky
Darin Rieman	Kentucky
Tom Robeson	Kentucky
David Herry	LSU
Freddie Joseph	Ole Miss
Pepper Pounds	Ole Miss
Collier Simpson	Ole Miss
Burke Masters	Mississippi State
Tommy Raffo	Mississippi State
Chuck Daniel	Mississippi State
Jon Harden	Mississippi State
Rob Norman	Mississippi State
Joey Hamilton	Mississippi State
Clark Rose	Tennessee
Mark Tranbarger	Tennessee
Rick Holt	Vanderbilt
Todd Muckerheide	Vanderbilt

HONORS



MISSISSIPPI STATE • MISSOURI • SOUTH CAROLINA • TENNESSEE • TEXAS A&M • VANDERBILT

Patrick Coogan	LSU
Casey Cuntz	LSU
Brian Daugherty	LSU
Chris Demouy	LSU
Eddy Furniss	LSU
Jeff Harris	LSU
Joey Painich	LSU
Mark Dixon	Ole Miss
Vince Fiore	Ole Miss
Jason Huisman	Ole Miss
Lance Tolbert	Ole Miss
Brooks Bryan	Miss. State
Scott Clark	Miss. State
Jeremy Jackson	Miss. State
Van Johnson	Miss. State
Richard Lee	Miss. State
Adam Piatt	Miss. State
Scott Polk	Miss. State
Brad Shumaker	Miss. State
Sparky Sparkman	Mississippi State
Rusty Thoms	Mississippi State
Brian Wiese	Mississippi State
Ryan Bordenick	South Carolina
Craig Dour	South Carolina
Brett Jodie	South Carolina
Rob Streicher	South Carolina
Ryan Szejebka	South Carolina
Robert Watson	South Carolina
Charles Coker	Tennessee
Travis Copley	Tennessee
Jeff Pickler	Tennessee
C. Christensen	Vanderbilt
Glenn Davis	Vanderbilt
Jimmy Dykes	Vanderbilt
Richard Giannola	Vanderbilt
Bradley Hastings	Vanderbilt
Ryan Hobbs	Vanderbilt
Paul Seybt	Vanderbilt
David Woods	Vanderbilt

Scott Clark	Mississippi State
Mark Freed	Mississippi State
Jeremy Jackson	Mississippi State
Van Johnson	Mississippi State
Richard Lee	Mississippi State
Brett Muhlan	Mississippi State
Sparky Sparkman	Mississippi State
Rusty Thoms	Mississippi State
Brian Wiese	Mississippi State
Ryan Bordenick	South Carolina
Adam Everett	South Carolina
Brett Jodie	South Carolina
Brian Kirby	South Carolina
Justin Morris	South Carolina
Travis Copley	Tennessee
Jason Evans	Tennessee
Eduardo Figueroa	Tennessee
Jeff Pickler	Tennessee
Chris Christensen	Vanderbilt
Justin Dill	Vanderbilt
Jimmy Dykes	Vanderbilt
Paul Seybt	Vanderbilt
David Woods	Vanderbilt

Tripp Kelly	South Carolina
Matt Wilson	South Carolina
Hal Bibee	Tennessee
Justin Parker	Tennessee
Donnie Ross	Tennessee
Hunter Bledsoe	Vanderbilt
Kevin Geshke	Vanderbilt
Stephen Prather	Vanderbilt

Steve Thomas	South Carolina
Matt Wilson	South Carolina
Hal Bibee, Jr.	Tennessee
Kurt Scott	Tennessee
Chris Burke	Tennessee
Drew Borland	Vanderbilt
Randall Prather	Vanderbilt
Kyle Flubacker	Vanderbilt
Kevin Geshke	Vanderbilt
Jeff Little	Vanderbilt
Sean Luellwitz	Vanderbilt
Karl Nonemaker	Vanderbilt
Scott Vanderhoff	Vanderbilt

2000

Name	School
Jeremy Vaughn	Alabama
Lance Cormier	Alabama
Scott McClanahan	Alabama
Kevin Marzion	Alabama
Jeff Fletcher	Arkansas
Brad Hagedorn	Arkansas
Charlie Isaacson	Arkansas
Brian Kirby	Arkansas
Jared Manatt	Arkansas
Wes McCrotty	Arkansas
Miike Moriarity	Arkansas
Matt Riethmaier	Arkansas
Jack Welsh	Arkansas
Kevin Dees	Auburn
Todd Faulkner	Auburn
Gabe Gross	Auburn
Mailon Kent	Auburn
Kevin Knorst	Auburn
Lynn Shoop	Auburn
Joseph Zanthos	Auburn
Jay Belflower	Florida
Kevin Coleman	Florida
Ryan Shealy	Florida
Spencer Williams	Florida
Stuart McFarland	Florida
Jeff Cardozo	Florida
Tim Johnson	Florida
Matt Siegel	Florida
Brian Haught	Florida
David Klebonis	Florida
Troy Davis	Georgia
Chris Hays	Georgia
Matt Steele	Georgia
Mark Thornhill	Georgia
Andy Green	Kentucky
Jeff Meade	Kentucky
Josh Paxton	Kentucky
Blair Barbier	LSU
Billy Brian	LSU
Mike Daly	LSU
Brad Hawpe	LSU
Trey Hodges	LSU
Jeremy Loftice	LSU
Billy McBride	LSU
Tommy Morel	LSU
Tim Nugent	LSU
Jeremy Witten	LSU
Clint Farrar	Ole Miss
Ronnie Goodwin	Ole Miss
Nathan Lyons	Ole Miss
Jude Voltz	Ole Miss
Joey Cramblitt	Ole Miss
Ryan Davis	Ole Miss
Jon Dickens	Ole Miss
Ben Edwards	Ole Miss
Bailey Patridge	Ole Miss
Travis Chapman	Mississippi State
Steven Dowe	Mississippi State
Justin Estel	Mississippi State
Mark Freed	Mississippi State
Jon Knott	Mississippi State
Ty Martin	Mississippi State
Ryan McGrath	Mississippi State
Joey Collums	Mississippi State
Kip Bouknight	South Carolina
Steven Bondurant	South Carolina
Rico Bravo	South Carolina
Trey Dyson	South Carolina
Nate Janowicz	South Carolina
Tripp Kelly	South Carolina
Jeremy Plexico	South Carolina
Shane Nelson	South Carolina
Jamie Poston	South Carolina
Matt Riddle	South Carolina

1999

Name	School
Justin Smith	Alabama
Jeremy Vaughn	Alabama
Mark Burnett	Arkansas
Scott Crossett	Arkansas
Greg Gilleland	Arkansas
Brad Hagedorn	Arkansas
Scott Hurley	Arkansas
Derek Matheson	Arkansas
Wes McCrotty	Arkansas
David Walling	Arkansas
Dan Wright	Arkansas
Tucker Dearth	Auburn
Casey Dunn	Auburn
Todd Faulkner	Auburn
Mailon Kent	Auburn
Derek Reif	Auburn
Joseph Zanthos	Auburn
Jeff Cardozo	Florida
Kevin Coleman	Florida
Ryan Gleichowski	Florida
Ben Grezlovski	Florida
Tim Johnson	Florida
Matt McClendon	Florida
Stuart McFarland	Florida
Sergio Rodriguez	Florida
Shane Seroyer	Florida
Matt Siegel	Florida
Chris Hays	Georgia
Kyle Hudlow	Georgia
David Lamberth	Georgia
Will Crumbaugh	Kentucky
Andy Green	Kentucky
Patrick Mahan	Kentucky
Jeff Meade	Kentucky
Josh Owens	Kentucky
Josh Paxton	Kentucky
Justin Sanders	Kentucky
Kurt Ainsworth	LSU
Christian Bourgeois	LSU
Josh Dalton	LSU
Mike Daly	LSU
Tim Nugent	LSU
Jeremy Witten	LSU
Joey Cramblitt	Ole Miss
Ryan Davis	Ole Miss
Jon Dickens	Ole Miss
Ben Edwards	Ole Miss
Justin Huisman	Ole Miss
Bailey Patridge	Ole Miss
Brandon Skelton	Ole Miss
Jude Voltz	Ole Miss
Jim Abraham	Mississippi State
Tanner Brock	Mississippi State
Scott Clark	Mississippi State
Justin Estel	Mississippi State
Mark Freed	Mississippi State
Jon Knott	Mississippi State
Brian Terry	Mississippi State
Brian Wiese	Mississippi State

1998

Name	School
Tripp Baldwin	Alabama
David Mote	Alabama
Brent Caldwell	Arkansas
Brad Hagedorn	Arkansas
Eric Hinske	Arkansas
Joe Jester	Arkansas
Derek Matheson	Arkansas
Mike Moriarity	Arkansas
Jack Welsh	Arkansas
Jerel Whitekiller	Arkansas
Tucker Dearth	Auburn
Casey Dunn	Auburn
George Jones	Auburn
Kevin Knorst	Auburn
Derek Reif	Auburn
Michael Gray	Florida
Tim Johnson	Florida
Ty Martin	Florida
Matt McClendon	Florida
Jeff Cardozo	Florida
Stuart McFarland	Florida
Sergio Rodriguez	Florida
Shane Seroyer	Florida
Matt Siegel	Florida
Chris Hays	Georgia
Lance Shannon	Georgia
Andrew Green	Kentucky
Jeff Meade	Kentucky
Josh Paxton	Kentucky
Justin Sanders	Kentucky
Blair Barbier	LSU
Matt Colvin	LSU
Chris Demouy	LSU
Eddy Furniss	LSU
Doug Thompson	LSU
Matt Ceriani	Ole Miss
Stephen Cramblitt	Ole Miss
Benjamin Edwards	Ole Miss
Jason Huisman	Ole Miss
Thomas Magee	Ole Miss
David Swan	Ole Miss
Robert Voltz	Ole Miss
Brooks Bryan	Mississippi State

2001

Name	School
Aaron Clark	Alabama
Lance Cormier	Alabama
Casey Lambert	Alabama
Scott McClanahan	Alabama
Jeremy Vaughn	Alabama
Owen Whitaker	Alabama
Robert Ferguson	Alabama
Jeff Fletcher	Arkansas
Jeff Hoefler	Arkansas
Brian Kirby	Arkansas
Jared Manatt	Arkansas
Wes McCrotty	Arkansas
Josh Merryman	Arkansas
Jonathan Murphy	Arkansas
Gabriel Gross	Auburn
Mailon Kent	Auburn
Kevin Knorst	Auburn
Lynn Shoop	Auburn
Joseph Zanthos	Auburn
Jeffrey Cardozo	Florida
Kevin Coleman	Florida
Kevin Estrada	Florida
Alex Hart	Florida
Kyle Olson	Florida
Adam Prida	Florida
Matthew Siegel	Florida
David Klebonis	Florida
Jonathan Armitage	Georgia
Shaun Helmey	Georgia
David Lamberth	Georgia
Kyle Magee	Georgia
Mark Thornhill	Georgia
Andrew Green	Kentucky
Jeff Meade	Kentucky
Jason Wolfe	Kentucky
Austin Madison	Kentucky
Michael Paxton	Kentucky
Christian Bourgeois	LSU
Billy Brian	LSU
Brad David	LSU
David Miller	LSU
Thomas Devon Morel	LSU
Tim Nugent	LSU
Wally Pontiff	LSU
Chad Vaught	LSU
Ronnie Goodwin	Ole Miss
Burney Hutchinson	Ole Miss
Lance Jones	Ole Miss
Nathan Lyons	Ole Miss
Craig Nugen	Ole Miss
Joel Lyons	Ole Miss
Clint Farrar	Ole Miss
Jeff Cardozo	Florida
Kevin Coleman	Florida
Alex Hart	Florida
David Klebonis	Florida
Tom Potter	Florida
Ryan Shealy	Florida
Matt Siegel	Florida
Karl Wiegandt	Florida
Jon Armitage	Georgia
Shaun Helmey	Georgia
Kyle Magee	Georgia
Mark Thornhill	Georgia
Brad Whitfield	Georgia
Matthew Woods	Georgia
Seith Morris	Kentucky
Brad Pickrell	Kentucky
Vincent Harrison	Kentucky

HONORS



MISSISSIPPI STATE • MISSOURI • SOUTH CAROLINA • TENNESSEE • TEXAS A&M • VANDERBILT

Matt Fritts Kentucky
 Mark Galvin Kentucky
 Kalen Gibson Kentucky
 Casey Gilvin Kentucky
 Adam Kunkel Kentucky
 Robert Levenson Kentucky
 James Rose Kentucky
 Craig Snipp Kentucky
 Seth Stanley Kentucky
 Steven Broschofsky LSU
 Jason Determann LSU
 Robert DiLiberto LSU
 Jordan Faircloth LSU
 Bryan Harris LSU
 John C. Holt LSU
 Matthew Horwath LSU
 Christopher McDougall LSU
 Lane Mestepey LSU
 Brandon Nall LSU
 Bruce Sprowl LSU
 Nick Stavinoha LSU
 Ryan Kuklinski Ole Miss
 Michael Wakefield Ole Miss
 Jon Crosby Mississippi State
 Brooks Dunn Mississippi State
 Eric Ebers Mississippi State
 Ryan Fesmire Mississippi State
 Ben Grisham Mississippi State
 Casey Hamilton Mississippi State
 Ryan Harbuck Mississippi State
 Brad Jones Mississippi State
 Tyler Jones Mississippi State
 Saunders Ramsey Mississippi State
 Tyler Scarbrough Mississippi State
 Daniel Tackett Mississippi State
 Craig Tatum Mississippi State
 Josh Thoms Mississippi State
 Chad Blackwell South Carolina
 Billy Buckner South Carolina
 David Gregg South Carolina
 John Gregory South Carolina
 Conor Lalor South Carolina
 Timothy McCarty South Carolina
 Kevin Melillo South Carolina
 Jonathan Parks South Carolina
 Landon Powell South Carolina
 Aaron Rawl South Carolina
 Steven Tolleson South Carolina
 Bryan Triplett South Carolina
 Joey Andrews Tennessee
 Trey Bridges Tennessee
 Brian Cleveland Tennessee
 Nick Crowe Tennessee
 Scot Drucker Tennessee
 Rob Fitzgerald Tennessee
 Patrick Hicklen Tennessee
 Luke Hochevar Tennessee
 Dusty Johnson Tennessee
 Todd Martin Tennessee
 Beau Massey Tennessee
 Ben Riley Tennessee
 Derek Tharpe Tennessee
 Michael Baxter Vanderbilt
 Aaron Garza Vanderbilt
 Carter Hawkins Vanderbilt
 Ryan Klosterman Vanderbilt
 Jensen Lewis Vanderbilt
 Tony Mansolino Vanderbilt
 Nicolas Pilkington Vanderbilt
 Ryan Rote Vanderbilt
 Worth Scott Vanderbilt
 Zach Simpson Vanderbilt
 Jeremy Sowers Vanderbilt
 Matt Zeller Vanderbilt

Morrow Thomley Alabama
 Charley Boyce Arkansas
 James Gilbert Arkansas
 Clay Goodwin Arkansas
 Scott Hode Arkansas
 Trey Holloway Arkansas
 Lee Land Arkansas
 Brian McLelland Arkansas
 Josh Smith Arkansas
 Brian Walker Arkansas
 Theodore Bryant Auburn
 Grant Cardwell Auburn
 Dennis Auburn
 Michael Hnytko Auburn
 Derek Sain Auburn
 Carson Bassett Florida
 Tommy Boss Florida
 Daniel Brooks Florida
 Adam Davis Florida
 Connor Falkenbach Florida
 Matthew Fuchs Florida
 Brandon McArthur Florida
 Darren O'Day Florida
 Michael Pete Florida
 Greg Quatrino Florida
 Seth Steinhauer Florida
 Brooks Brown Georgia
 Joey Carroll Georgia
 Johnny Dobbs Georgia
 Winton Mays Georgia
 Adam McDaniel Georgia
 Matt Olson Georgia
 Matt Robbins Georgia
 Will Startup Georgia
 Brock Baber Kentucky
 Steven Deaton Kentucky
 Matt Fritts Kentucky
 Kalen Gibson Kentucky
 William Grace Kentucky
 Adam Revelette Kentucky
 Matthew Robinson Kentucky
 James Schmidt Kentucky
 Brad Bass LSU
 Steven Broschofsky LSU
 Chase Dardar LSU
 William Davis LSU
 Jason Determann LSU
 Jordan Faircloth LSU
 Bryan Harris LSU
 Lane Mestepey LSU
 Brandon Nall LSU
 Bruce Sprowl LSU
 Nicholas Stavinoha LSU
 Thomas Baumgardner Ole Miss
 Travis Bogue Ole Miss
 Peyton Farr Ole Miss
 Stephen Head Ole Miss
 Justin Henry Ole Miss
 Alexander Kliman Ole Miss
 Alexander Presley Ole Miss
 Michael Wakefield Ole Miss
 Jeremiah Boling Mississippi State
 Jeff Crawford-Butts Mississippi State
 Wyn Diggs Mississippi State
 Brooks Dunn Mississippi State
 Eric Ebers Mississippi State
 Ben Grisham Mississippi State
 Josh Johnson Mississippi State
 Brad Jones Mississippi State
 Bunky Kateon Mississippi State
 Alex McIntosh Mississippi State
 Justin Pigott Mississippi State
 Saunders Ramsey Mississippi State
 Jeffrey Rea Mississippi State
 Matt Richardson Mississippi State
 Michael Rutledge Mississippi State
 Daniel Tackett Mississippi State
 Andy Wilson Mississippi State
 Forrest Beverly South Carolina
 Andrew Cruse South Carolina
 Philip Disher South Carolina
 Joseph Friddle South Carolina
 Neil Giesler South Carolina
 David Gregg South Carolina
 John Gregory South Carolina
 Kristin Hall South Carolina

Conor Lalor South Carolina
 Daniel Luczak South Carolina
 Brent Marsh South Carolina
 Tommy McCarty South Carolina
 Joshua McDonald South Carolina
 Ian Paxton South Carolina
 Aaron Rawl South Carolina
 Steven Reinhold South Carolina
 Steven Tolleson South Carolina
 Joey Andrews Tennessee
 Trey Bridges Tennessee
 Craig Cobb Tennessee
 Rob Fitzgerald Tennessee
 Chase Headley Tennessee
 Luke Hochevar Tennessee
 Michael Kerfeld Tennessee
 Mike Baxter Vanderbilt
 Aaron Garza Vanderbilt
 Carter Hawkins Vanderbilt
 Warner Jones Vanderbilt
 Bill Kleinschrodt Vanderbilt
 Tony Mansolino Vanderbilt
 Greg Moviel Vanderbilt
 Nick Pilkington Vanderbilt
 Ryan Rote Vanderbilt
 Rucker Taylor Vanderbilt

Gerard Victoriano LSU
 Steven Waguespack LSU
 JoJo Tann Ole Miss
 Tommy Baumgardner Ole Miss
 Alex Presley Ole Miss
 Alex Kliman Ole Miss
 Brett Bukvich Ole Miss
 Thomas Berkery Mississippi State
 Brett Cleveland Mississippi State
 Wyn Diggs Mississippi State
 Brooks Dunn Mississippi State
 Edward Easley Mississippi State
 Nick Hardy Mississippi State
 Joseph Hunter Mississippi State
 Brad Jones Mississippi State
 Bunky Kateon Mississippi State
 Jared Koon Mississippi State
 John Lalor Mississippi State
 Brooks Lewis Mississippi State
 Joseph McCaskill Mississippi State
 Alex McIntosh Mississippi State
 Mitch Moreland Mississippi State
 Mark Muzzi Mississippi State
 Justin Pigott Mississippi State
 Jeffrey Rea Mississippi State
 Matt Richardson Mississippi State
 Michael Rutledge Mississippi State
 Andy Wilson Mississippi State
 Forrest Beverly South Carolina
 Chris Brown South Carolina
 Andrew Cruse South Carolina
 Neil Giesler South Carolina
 Robbie Grinestaff South Carolina
 Harris Honeycutt South Carolina
 Cheyne Hurst South Carolina
 Trent Kline South Carolina
 Conor Lalor South Carolina
 Daniel Luczak South Carolina
 Ian Paxton South Carolina
 Steven Reinhold South Carolina
 Craig Thomas South Carolina
 Brandon Todd South Carolina
 Julio Borbon Tennessee
 Craig Cobb Tennessee
 Ty Pryor Tennessee
 Matt Buschmann Vanderbilt
 Cody Crowell Vanderbilt
 Ryan Davis Vanderbilt
 Greg Del George Vanderbilt
 Alex Feinberg Vanderbilt
 Brad French Vanderbilt
 Carter Hawkins Vanderbilt
 Greg Moviel Vanderbilt
 Shea Robin Vanderbilt
 Rucker Taylor Vanderbilt

2006

Name	School
Kenneth Brown	Alabama
Jordan Davis	Alabama
Wade LeBlanc	Alabama
Spencer Pennington	Alabama
Emeel Salem	Alabama
Kody Valverde	Alabama
Charley Boyce	Arkansas
Jake Dugger	Arkansas
James Gilbert	Arkansas
Chris Hollensworth	Arkansas
Trey Holloway	Arkansas
Brian McLelland	Arkansas
Shaun Seibert	Arkansas
Josh Smith	Arkansas
Brian Walker	Arkansas
Matt Willard	Arkansas
Josh Blake	Auburn
Grant Cardwell	Auburn
Andrew Hall	Auburn
Clarence Nicely	Auburn
Stephen Barton	Florida
Carson Bassett	Florida
Brett Bentley	Florida
Daniel Brooks	Florida
Matthew Gaski	Florida
Nate Helms	Florida
Jared Kubin	Florida
Brandon McArthur	Florida
Darren O'Day	Florida
Greg Quatrino	Florida
Chris Woods	Florida
Tommy Wynn	Florida
Joey Carroll	Georgia
Robert Felmy	Georgia
Josh Fields	Georgia
Adam McDaniel	Georgia
Matthew Olson	Georgia
Matt Robbins	Georgia
Miles Starr	Georgia
Rip Warren	Georgia
Andrew Albers	Kentucky
Michael Brown	Kentucky
Collin Cowgill	Kentucky
Greg Dombrowski	Kentucky
Troy Ragle	Kentucky
Adam Revelette	Kentucky
Matthew Robinson	Kentucky
Thomas Warner	Kentucky
Steven Broschofsky	LSU
Christopher Cahill	LSU
Chase Dardar	LSU
Michael Hollander	LSU
Derik Olvey	LSU
Nicholas Pontiff	LSU
Charles Simon	LSU
Bruce Sprowl	LSU

2007

Name	School
Vin DiFazio	Alabama
Emeel Salem	Alabama
Will Stroup	Alabama
Brandon Barr	Arkansas
Casey Coon	Arkansas
Jake Dugger	Arkansas
Logan Forsythe	Arkansas
James Gilbert	Arkansas
Danny Hamblin	Arkansas
Thomas Hauskey	Arkansas
Travis Hill	Arkansas
Sean Jones	Arkansas
Jacob Julius	Arkansas
Brian McLelland	Arkansas
Zachary Miller	Arkansas
Stephen Robison	Arkansas
Nick Schmidt	Arkansas
Brad Secrist	Arkansas
Shaun Seibert	Arkansas
Jesse Todd	Arkansas
Ben Tschepikow	Arkansas
Brian Walker	Arkansas
Matt "Duke" Welker	Arkansas
Michael Wild	Arkansas
Matt Willard	Arkansas
Josh Blake	Auburn
Blake Carver	Auburn

2005

Name	School
Kenneth Brown	Alabama
Brent Carter	Alabama
Jordan Davis	Alabama
Doug Denson	Alabama
Matt Grooms	Alabama
Allen Rice	Alabama
Emeel Salem	Alabama
Gabe Scott	Alabama



HONORS

ALABAMA • ARKANSAS • AUBURN • FLORIDA • GEORGIA • KENTUCKY • LSU • OLE MISS

Christopher Dennis Auburn
 Benjamin Jones Auburn
 Philip Stringer Auburn
 Avery Barnes Florida
 Brett Bentley Florida
 Michael Branham Florida
 Teddy Foster Florida
 Kris Gawriluk Florida
 Jared Kubin Florida
 Matt LaPorta Florida
 Brandon McArthur Florida
 Chris Petrie Florida
 Clayton Pisani Florida
 Austin Pride Florida
 Bo Smith Florida
 Patrick Thompson Florida
 Cody Wheeler Florida
 Tommy Wynn Florida
 Gordon Beckham Georgia
 Trevor Holder Georgia
 Justin Holloway Georgia
 Jason Leaver Georgia
 Adam McDaniel Georgia
 Matt Olson Georgia
 Ryan Peisel Georgia
 Miles Starr Georgia
 Andrew Albers Kentucky
 Brock Baber Kentucky
 Sean Coughlin Kentucky
 Collin Cowgill Kentucky
 Antonio DeJesus Kentucky
 Greg Dombrowski Kentucky
 Tyler Howe Kentucky
 Marcus Nidiffer Kentucky
 Anthony Ottrando Kentucky
 Troy Ragle Kentucky
 Daniel Reale Kentucky
 Brian Spear Kentucky
 Thomas Warner Kentucky
 Brock Wright Kentucky
 Jared Bradford LSU
 Steven Broschofsky LSU
 William Davis LSU
 Kevin Farnsworth LSU
 Jeffrey Garidel LSU
 Cade Gautreau LSU
 Michael Hollander LSU
 Nicholas Pontiff LSU
 Thomas Flautt Ole Miss
 Alex Kliman Ole Miss
 Jacob Mills Ole Miss
 Jesse Simpson Ole Miss
 Fuller Smith Ole Miss
 JoJo Tann Ole Miss
 Ricky Bowen Mississippi State
 Jesse Carver Mississippi State
 Wyn Diggs Mississippi State
 Edward Easley Mississippi State
 Nick Hardy Mississippi State
 Cade Hoggard Mississippi State
 Drew Hollinghead Mississippi State
 Jared Koon Mississippi State
 John Lalar Mississippi State
 Matt Lea Mississippi State
 Brooks Lewis Mississippi State
 Mitch Moreland Mississippi State
 Justin Pigott Mississippi State
 Jeffrey Rea Mississippi State
 Andy Rice Mississippi State
 Matt Richardson Mississippi State
 Michael Rutledge Mississippi State
 Russ Sneed Mississippi State
 Aaron Weatherford Mississippi State
 Andy Wilson Mississippi State
 William Atwood South Carolina
 Jay Brown South Carolina
 Michael Cisco South Carolina
 Jordan Costner South Carolina
 James Darnell South Carolina
 Kyle Enders South Carolina
 Nick Godwin South Carolina
 Cheyne Hurst South Carolina
 Trent Kline South Carolina
 Conor Lalar South Carolina
 DeAngelo Mack South Carolina
 Andrew Martin South Carolina

Jonathan Ratledge South Carolina
 Steven Reinhold South Carolina
 Craig Thomas South Carolina
 Sean Wideberg South Carolina
 Julio Borbon Tennessee
 Craig Cobb Tennessee
 Michael Moore Tennessee
 Ryne Simpson Tennessee
 Zane Stone Tennessee
 Adam Cronk Vanderbilt
 Cody Crowell Vanderbilt
 Jason Cunningham Vanderbilt
 Ryan Davis Vanderbilt
 Alex Feinberg Vanderbilt
 Brad French Vanderbilt
 Carter Hawkins Vanderbilt
 Brett Jacobson Vanderbilt
 Tyler Rhoden Vanderbilt
 Shea Robin Vanderbilt

Collin Cowgill Kentucky
 Greg Dombrowski Kentucky
 Tyler Howe Kentucky
 Jonathan Huff Kentucky
 Chris McClendon Kentucky
 Marcus Nidiffer Kentucky
 James Paxton Kentucky
 Brian Spear Kentucky
 Brian Suerdick Kentucky
 Clint Tilford Kentucky
 Thomas Warner Kentucky
 Gregory Wright Kentucky
 Jesse Yano LSU
 Kyle Beerbohm LSU
 Paul Bertuccini LSU
 Jared Bradford LSU
 Ryan Byrd LSU
 Matthew Clark LSU
 Kevin Farnsworth LSU
 Matthew Gaudet LSU
 Martin Haydel LSU
 Michael Hollander LSU
 Jason Lewis LSU
 Blake Martin LSU
 Nicholas Pontiff LSU
 Ryan Schimpf LSU
 Ryan Verdugo Ole Miss
 Nathan Baker Ole Miss
 Scott Bittle Ole Miss
 Justin Cryer Ole Miss
 Thomas Flautt Ole Miss
 Scott Haltom Ole Miss
 Jordan Henry Ole Miss
 Michael Hubbard Ole Miss
 Cullan Kight Ole Miss
 David Kindred Ole Miss
 Lance Lynn Ole Miss
 Rory McKean Ole Miss
 Zachary Miller Ole Miss
 Kyle Mills Ole Miss
 Jacob Morgan Ole Miss
 Cody Satterwhite Ole Miss
 Jeremy Travis Ole Miss
 Ricky Bowen Mississippi State
 Jet Butler Mississippi State
 Jesse Carver Mississippi State
 Will Coggin Mississippi State
 Scott DeLoach Mississippi State
 Nick Hardy Mississippi State
 Cade Hoggard Mississippi State
 Grant Hogue Mississippi State
 Drew Hollinghead Mississippi State
 Greg Houston Mississippi State
 Jared Koon Mississippi State
 John Lalar Mississippi State
 Brooks Lewis Mississippi State
 Tyler Moore Mississippi State
 Jason Nappi Mississippi State
 Justin Pigott Mississippi State
 Conner Powers Mississippi State
 Ryan Powers Mississippi State
 Russ Sneed Mississippi State
 Lee Swindle Mississippi State
 Aaron Weatherford Mississippi State
 Tyler Whitney Mississippi State
 Andy Wilson Mississippi State
 Parker Bangs South Carolina
 Jay Brown South Carolina
 Michael Cisco South Carolina
 Jordan Costner South Carolina
 James Darnell South Carolina
 Sam Dyson South Carolina
 Kyle Enders South Carolina
 Reese Havens South Carolina
 Harley Lail South Carolina
 Tyler Musselwhite South Carolina
 Craig Thomas South Carolina
 Brandon Todd South Carolina
 Sean Wideberg South Carolina
 Daniel Beasley Tennessee
 Steve Crnkovich Tennessee
 Shawn Griffin Tennessee
 Nick Hernandez Tennessee
 Michael Moore Tennessee
 Tanner Moore Tennessee
 Bryan Morgado Tennessee

Bryan Powell Tennessee
 Ryne Simpson Tennessee
 Zane Stone Tennessee
 Russell Brewer Vanderbilt
 Nick Christiani Vanderbilt
 Adam Cronk Vanderbilt
 Jason Cunningham Vanderbilt
 Alex Feinberg Vanderbilt
 Brad French Vanderbilt
 Richie Goodenow Vanderbilt
 Parker Hanks Vanderbilt
 Brian Harris Vanderbilt
 Alex Hilliard Vanderbilt
 Brett Jacobson Vanderbilt
 Mark Lamm Vanderbilt
 Mikie Minor Vanderbilt
 Shea Robin Vanderbilt
 Steven Schwartz Vanderbilt
 Jordan Wormsley Vanderbilt

2008

Name	School
Brock Bennett	Alabama
John B. Clark	Alabama
Vincent DiFazio	Alabama
Del Howell	Alabama
Brandon May	Alabama
Tyler Odle	Alabama
Robert Phares	Alabama
Will Stroup	Alabama
Jeff Texada	Alabama
Mike Bolsinger	Arkansas
Casey Coon	Arkansas
Andrew Darr	Arkansas
Thomas Hauskey	Arkansas
Travis Hill	Arkansas
Scott Limbocker	Arkansas
Scott Lyons	Arkansas
Sam Murphy	Arkansas
Chad Pierce	Arkansas
Shaun Seibert	Arkansas
Tim Smalling	Arkansas
Cliff Springston	Arkansas
Ben Tschepikow	Arkansas
Justin Wells	Arkansas
Paul Burnside	Auburn
Evan Crawford	Auburn
Jamie Drinkard	Auburn
Michael Hurst	Auburn
Benjamin Jones	Auburn
Bryson Barber	Florida
Avery Barnes	Florida
Brett Bentley	Florida
Billy Bullock	Florida
Kevin Chapman	Florida
Tony Davis	Florida
Matt den Dekker	Florida
Josh Edmondson	Florida
Cole Figueroa	Florida
Teddy Foster	Florida
Jake Hicks	Florida
Patrick Keating	Florida
Brandon McArthur	Florida
Jonathan Pigott	Florida
Clayton Pisani	Florida
Hampton Tignor	Florida
Jon Townsend	Florida
Gordon Beckham	Georgia
Matthew Cerione	Georgia
Stephen Dodson	Georgia
Steven Esmonde	Georgia
John Herman	Georgia
Trevor Holder	Georgia
Jason Leaver	Georgia
Alex McRee	Georgia
Nick Montgomery	Georgia
Robert O'Bryan	Georgia
Matt Olson	Georgia
Ryan Peisel	Georgia
Miles Starr	Georgia
Ryan Woolley	Georgia
Andrew Albers	Kentucky
Brock Baber	Kentucky
Kevin Bishop	Kentucky
Sawyer Carroll	Kentucky

2009

Name	School
Scott Hays	Alabama
Wes Henderson	Alabama
Clay Jones	Alabama
Jon Kelton	Alabama
Brandon May	Alabama
Kyle Moore	Alabama
Tyler Odle	Alabama
Josh Rutledge	Alabama
Jacob Smith	Alabama
Joseph Tinsley	Alabama
Ryan Cisterna	Arkansas
Andrew Darr	Arkansas
Tom Hauskey	Arkansas
Christian Kowalchuk	Arkansas
Scott Limbocker	Arkansas
Scott Lyons	Arkansas
Sam Murphy	Arkansas
Stephen Richards	Arkansas
Travis Sample	Arkansas
Justin Wells	Arkansas
Justin Hargett	Auburn
Austin Hubbard	Auburn
Michael Hurst	Auburn
Jon Luke Jacobs	Auburn
Ryan Jenkins	Auburn
Ben Jones	Auburn
Cory Luckie	Auburn
Chris O'Neil	Auburn
Kevin Patterson	Auburn
Avery Barnes	Florida
Kevin Chapman	Florida
Tony Davis	Florida
Teddy Foster	Florida
Clayton Pisani	Florida
Justin Poovey	Florida
Hampton Tignor	Florida
Steve Esmonde	Georgia
Justin Grimm	Georgia
Trevor Holder	Georgia
Jason Leaver	Georgia
Alex McRee	Georgia
Robbie O'Bryan	Georgia
Miles Starr	Georgia
Tyler Daugherty	Kentucky
Jonathan Huff	Kentucky
Mike Kaczmarek	Kentucky
James Paxton	Kentucky
Clint Tilford	Kentucky
Thomas Wade	Kentucky
Paul Bertuccini	LSU
Daniel Bradshaw	LSU
Nolan Cain	LSU
Kevin Farnsworth	LSU
Micah Gibbs	LSU
Martin Haydel	LSU
Spencer Mathews	LSU
Christopher McGhee	LSU
Nicholas Pontiff	LSU
Austin Ross	LSU
Ryan Schimpf	LSU
Scott Bittle	Ole Miss
Brett Bukvich	Ole Miss
Tim Ferguson	Ole Miss



HONORS

ALABAMA • ARKANSAS • AUBURN • FLORIDA • GEORGIA • KENTUCKY • LSU • OLE MISS



Dave Magadan
Alabama



Jeff King
Arkansas




Bo Jackson
Auburn



Mike Perez
Florida



Derek Lilliquist
Georgia



Paul Kilgus
Kentucky

SEC IN THE MAJOR LEAGUES

Southeastern Conference institutions have long been tapped as resources for the major leagues, dating back as far as the late 1800s. In fact, according to records of each of the league's current institutions from which the following list was derived, more than 400 former players have spent time in Major League Baseball.

ALABAMA

Alex Avila (2010-15). Red Barnes (1927-30). John Baumgartner (1953). Jack Bolling (1939, '44). Daniel Boone (1919-22). Ike Boone (1923-25, '27-30). Vic Bradford (1943). Jeremy Brown (2006). John Campbell (1933). Andy Cohen (1926-29). Syd Cohen (1934-37). Bruce Connaster (1931-32). Lance Cormier (2006-07, 09-11). Matt Downs (2011-12). Jim Dunn (1952). Verdo Elmore (1924). Hersh Freeman (1952-58). Grant Gillis (1927-29). Jackie Hayes (1927-40). Greg Hibbard (1989-94). Walter Hilcher (1931-36). Butch Hobson (1975-82). Randy Hunt (1985-86). **Tommy Hunter** (2010-15). Bryan Kelly (1986-87). Jack Kubiszyn (1961-62). Doc Land (1929). Al Lary (1954-55). Frank Lary (1954-65). Wade LeBlanc (2008-14). Dave Magadan (1986-2000). Frank Menechino (1999-2003; 2005). Dustan Mohr (2001-2006). Guy "Moose" Morton (1914-24). **Jimmy Nelson** (2013-15). Ray Pepper (1932-36). Andy Phillips (2005-06). Paul Phillips (2006). Del Pratt (1912-24). **David Robertson** (2010-15). Lee Rogers (1938). Max Rosenfeld (1931-33). **Josh Rutledge** (2013-15). Mo Sanford (1991, 93, 95). Skeeter Scalzi (1939). LeGrant Scott (1939). Ken Sears (1943, '46). Joe Sewell (1920-33). Luke Sewell (1921-39, 42). Tommy Sewell (1927). Jim Sheehan (1936). Craig Shipley (1986-87, 89, 91-98). Fred Sington (1934-39). Bobby Sprowl (1978-81). Riggs Stephenson (1921-34). Lena Stiles (1930-32). Jim Tabor (1938-47). Taylor Tankersley (2007-08). Joe Vitiello (1995-2000). Ed White (1955). Ernie Wingard (1924-27). Al Worthington (1953-69). Tim Young (1998, 2000).

ARKANSAS

Darrel Akerfelds (1986-87, '89-91). Sid Benton (19222). Bud Bloomfield (1963-64). **Mike Bolsinger** (2014-15). Kevin Campbell (1991-94). Cody Clark (2013). Chuck Corgan (1925, '27). Bubba Carpenter (2000). Al Cypert (1914). Babe Ellison (1916-20). Matt Erickson (2004). **Logan Forsythe** (2011-15). **Craig Gentry** (2012-15). Minter Carney "Jackie" Hayes (1927-40). Gerald Hannahs (1976-79). Howard Hilton (1990). **Eric Hinske** (2002-03, 2005-13). Dick Hughes (1966-68). Randy Jackson (1950-59). Charlie Jamerson (1924). Skeeter Kell (1952). Jeff King (1989-99). **Dallas Keuchel** (2012-15). Jeff King (1989-97, 99). Jimmy Kremers (1990). **Cliff Lee** (2004-09-12-15). Les Lancaster (1987-93). Dixie Leverett (1922-29). Tim Lollar (1980-86). **James McCann** (2014-15). Kevin McReynolds (1983-94). **Darren O'Day** (2015). Mike Oquist (1993-99). Tom Pagnozzi (1987-98). Rick Parker (1990-91). Kit Pellow (2004). Robert Person (1999). Scott Pose (1993-94, 1997-2000). Johnny Ray (1981-90). Ronn Reynolds (1982-83, '85-90). Pat Rice (1991). Tim Sherrill (1990-91). **Drew Smyly** (2012-15). Phillip Stidham (1994-96). Chuck Thompkins (1912). Jess Todd (2009-10). John Vann (1913). Matt Wagner (1996). Jim Walkup (1934-39). Duke Walker (2013). Jack Whillock (1971-72). Andy Wilkins (2014). Roy Wood (1913-15). Dan Wright (2002-03).

AUBURN

Jack Baker (1976-77). Sam Barnes (1921). Colter Bean (2005-07). Joe Beckwith (1979-80, '82-86). Mark Bellhorn (1997-98; 2000-07). Chris Bootcheck (2003, 2005-09, 2013). Sol Carter (1931). Justin Christian (2008, 2011-12). Evan Crawford (2012). **Josh Donaldson** (2012-15). Charlie Gibson (1924). George Grant (1923-31). Ivy Griffin (1919-21). Gabe Gross (2005-10). Josh Hancock (2006-07). Bryan Hebson (2003). Billy Hitchcock (1942, 1946-53). Jimmy Hitchcock (1938). **Tim Hudson** (1999-2011-2015). Tug Hulett (2008-09). Bo Jackson (1986-91, 1993-94). Stacy Jones (1991, 1996). Pat Keedy (1985, '87, '89). Alan Koch (1963-64). Bill Latham (1985-86). Terry Leach (1981-92). Ernie Manning (1914). Andy Merchant (1975-76). Willard Nixon (1950-58). Gregg Olson (1988-01). Jimmy Outlaw (1937-39, 1943-49). Ray Prim (1933-35, '43, '45-46). Jim Pyburn (1955-57). Steven Register (2008-09). **David Ross** (2008-15). Ben Sankey (1929-31). Ed Sherling (1924). Red Smith (1911-19). Levale Speigner (2007-08). Scott Sullivan (1995-2004). Stuart Tate (1989). Clete Thomas (2008-09, '12-13). Frank Thomas (1990-2008). Taylor Thompson (2014). Coot Veal (1958-63). Johnny Watwood (1929-33, '39).

FLORIDA

Bryan Augenstein (2009; 2011). Dennis K. Aust (1965-66). Ross Baumgarten (1978-82). Henry T. Boney (1927). Rodney Brewer (1990-93). John Burke (1996-98). John H. Burnett (1927-35). James B. "Tiny" Chaplin (1928, '30-31, '36). **Kevin Chapman** (2013-15). Douglas M. Corbett (1980-87). **Matt Den Dekker** (2013-15). **Anthony DeSclafani** (2014-15). Robert Dodd (1998). David Eckstein (2001-10). Dave Eiland (1989-95). Mark Ellis (2003-14). William J. Ferrazzi (1935). **Cole Figueroa** (2014-15). Jeffrey T. Fischer (1987, '89). Josh Fogg (2002-08). William A. Graham (1966-67). Witt O. Guise (1940). Roger Holt (1980). Brian Jeroloman (2011). Mark Kiger (2006). Matt LaPorta (2009-11). Steve Lombardo (1985-90). Scott Lusader (1987-91). Nick Maronde (2012-14). Jamie McAndrew (1992, 1995-97). Rob Murphy (1985-95). **Darren O'Day** (2008-15). Tim Olson (2004). Randy O'Neal (1984-89). Javier Ortiz (1990-91). Mike Perez (1990-96). Chan Perry (2000, '02). Herbert Perry (1994-98, 2000-04). Kevin Polcovich (1997-98). Ned S. Porter (1926-27). **Ryan Raburn** (2008, 2010-15). William T. Ramsey (1945). Lance C. Richbourg (1921, '24, '27-32). Paul Rigdon (2001-02). 2-Albert L. "Flip" Rosen (1947-56). **Paco Rodriguez** (2013-15). Al Rosen (1947). Steve Rosenberg (1989-93). **David Ross** (2002-05, 2007-15). Scott Ruskin (1990-93). Ryan Sadowski (2009). Ryan Shealy (2007). Mike Stanley (1986-2000). Haywood Sullivan (1955, '57, '59-63). Marc Sullivan (1982-87). Nicholas Testa (1958). Robby Thompson (1986-96). **Preston Tucker** (2015). Marc Valdes (1995-99). Brad Wilkerson (2002-08). Dale J. Willis (1963). **Mike Zunino** (2013-15).

GEORGIA

Alf Anderson (1941-42, 46). **Gordon Beckham** (2010-14). Mitchell Boggs (2008-13). D. Timon Bowden (1914). **Brooks Brown** (2014-15). Marty Brown (1988-90). Cris Carpenter (1988-96). Steve Carter (1989-90). Spurgeon "Spud" Chandler (1937-47). Glenn Davis (1984-93). Claude "Deek" Derrick (1910-14). **Josh Fields** (2013-15). Dave Fleming (1991-95). T. Rucker Ginn (1914). **Justin Grimm** (2012-15). Robby Hammock (2003-04, 2006-08, 2011). Ken Holloway (1922-30). Jim Hunter (1991). Robby Hammock (2003-04, 2007-09). Jeff Keppinger (2004, 2006-13). Donald Lassetter (1957). Derek Lilliquist (1989-96). Larry Littleton (1981). Jefferson McCleskey (1913). Brian Powell (1998, 2000-04). Nolen Richardson (1929, '31-32, '35, '38-39). Johnny Rucker (1940-41, '43-46). Fred Sale (1924). Clint Sammons (2007-09). Chick Shiver (1931, '34). John Slappay (1920). Chris Stowers (1999). Homer Thompson (1912). T. Carl Thompson (1912). Jeff Treadway (1987-95). Jim Umbricht (1959-63). Mark Watson (2000, 2002). **Alex Wood** (2013-15).

KENTUCKY

Jeff Abbott (1997-2000). **Andrew Albers** (2013-15). **Joe Blanton** (2004-15). Rod Bolton (1993-98). Derek Bryant (1979). Steve Dixon (1993-96). Joe Blanton (2005-13). **Collin Cowgill** (2012-15). Logan Darnell (2014). Scott Downs (2000, 2006-14). Doug Flynn (1975-1985). Marvis Foley (1978-82, '84). **Trevor Gott** (2015). Andy Green (2006). Tom Grubbs (1920). Rodney Henderson (1990-92). Irv Jeffries (1930-31, 1934). Jeff Keener (1982-83). Paul Kilgus (1987-91, 1993-96). **Jason Kipnis** (2011-15). Larry Leubbers (1993, 1995-98). Jim Leyritz (1991-2000). **Luke Maile** (2015). **Alex Meyer** (2015). Cotton Nash (1967, '69-70). Jim Park (1915-17). Jeff Parrett (1986-97). **James Paxton** (2015). **Chris Rusin** (2012-15). Jack Savage (1987, '89-90). Terry Shumpert (1990-91, 1993-2003). Mark Thompson (1994-98, 2000). Brandon Webb (2004-11). William Vanlandingham (1994-98).

LSU

Joe Bill Adcock (1950-66). Kurt Ainsworth (2001-05). A.W. Baird (1917, '19). Sean Barker (2007). Albert Belle (1989-2003). Buddy Blair (1942). Jim Bowie (1994-95). Paul Byrd (1995-2003, 2005-09). Matt Clark (2014). **Louis Coleman** (2011-15). Roy Corcoran (2009). Walker Cress (1948-49). Alvin

HONORS



MISSISSIPPI STATE • MISSOURI • SOUTH CAROLINA • TENNESSEE • TEXAS A&M • VANDERBILT



Albert Belle
LSU



Laddie Renfroe
Ole Miss



Rafael Palmeiro
Miss. State



Bill Landrum
South Carolina



Todd Helton
Tennessee



Joey Cora
Vanderbilt

Dark (1946-'48-60). John Fetzer (1948). Mike Fontenot (2008-12). Mark Freeman (1959-60). **Charlie Furbush** (2012-15). Kevin Gausman (2013). Rick Greene (1999-2000). Mark Guthrie (1989-2003). **Will Harris** (2013-15). Brad Hawpe (2005-11). Eric Hetzel (1989-90). **Aaron Hill** (2006-15). Trey Hodges (2002-03). Roland B. Howell (1912). Russ Johnson (1997-02). Ryan Jorgensen (2005, '07-08). Randy Keisler (2000-02). Brandon Larson (2001-03). Brett Laxton (1999-2000). **DJ LeMahieu** (2015). Curtis Leskanic (1993-04). Todd Lindon (2007). Dave Madison (1950, '52-53). Barry Manuel (1991-98). **Mikie Mahtook** (2015). Ben McDonald (1989-98). Mike Miley (1975-76). Joe Moock (1967). Warren Morris (1999-2002). Lyle Mouton (1995-97, 2000). John O'Donoghue (1993-94). Chad Ogea (1994-99). Keith Osik (1996-98, 2000-04). Clay Parker (1987, '89). **Anthony Ranaudo** (2014-15). Jeff Reboulet (1992-02). Armando Rios (1998, 2000-03). Connie Ryan (1942-44, '46-54). Billy Sadler (2006). Andy Sheets (1996-01). Mike Sirotko (1995-2000). Greg Smith (2010). Russ Springer (1992-98, 2000, 2003, 2005-09). Nick Stavinoha (2010). Art "Red" Swanson (1955-57). Brian Tallet (2002, 2006, 2008-11). Ryan Theriot (2007-12). Ryan Verdugo (2012). Jack Voigt (1992-98). Todd Walker (1996-2003, 2005-07). Randy Wiles (1977). Brian Wilson (2008-14). Eddie Yarnall (1998-2000). Shane Youman (2006-07).

OLE MISS

Tucker Ashford (1976-78, '80-81, '83-84). **Aaron Barrett** (2014-15). T.J. Beam (2006-'08). Ryan Bukvich (2002-05). Jeff Calhoun (1984-88). Mickey Callaway (1999, 2002-04). **Chris Coghlan** (2009-15). Orlin Collier (1931). **Zack Cozart** (2011-15). David Dellucci (1997-2009). Steve Dillard (1975-82). Matt Duff (2002). Joe Evans (1915-25). Jeff Fassero (1991-2006). Joe Gibbon (1960-72). Jake Gibbs (1962-71). **David Goforth** (2015). Justin Huisman (2004). Phillip Irwin (2013-14). Keith Johns (1998). Don Kessinger (1964-79). Keith Kessinger (1993). Bobby Kielty (2001-05, 2007). Pete Ladd (1979, '82-86). **Lance Lynn** (2011-15). Matt Maloney (2011-12). Ed Marshall (1929-32). Brian Maxcy (1995). Charlie Moss (1934-36). Ike Pearson (1939-42, '46, '48). **Drew Pomeranz** (2011-15). Alex Presley (2012). Jack Reed (1961-63). Laddie Renfroe (1991). Pete Shields (1915). **Seth Smith** (2007-15). Chris Snopek (1995-98). Matt Tolbert (2008, 2010-11). **Matt Tracy** (2015). Gerald "Gee" Walker (1931-45). Hub Walker (1931, 1935-37, 45). Skeeter Webb (1932, '38-48).

MISSISSIPPI STATE

Glen "Lefty" Bolton (1928). Jeff Brantley (1988-2001). Ed Chapman (1933). Travis Chapman (2003). Bubba Church (1950-55). Will Clark (1986-2000). Hugh Critz (1924-35). Eric DuBose (2002-04, 2006). **Ed Easley** (2015). Sammy Ellis (1962, '64-69). Bobby Etheridge (1967, '69). Rags Faircloth (1919). Dave "Boo" Ferris (1945-50). Matt Ginter (2000-03, 2005). Alex Grammas (1954-56, '59-68). **Kendall Graveman** (2013-15). Paul Gregory (1932-33). Bunn Hearn (1910-11, 1913, 1915, 1918-20). Jim Howarth (1971-74). Alan Johnson (2011). Jon Knott (2004, '06-07). Jack Lazorko (1984-89). **Jacob Lindgren** (2015). Carlton Loewer (1998-2001). Jim Lyle (1925). Paul Maholm (2005-14). Brandon Medders (2007-10). Monroe Mitchell (1923). Willie Mitchell (1909-19). **Tyler Moore** (2012-15). **Mitch Moreland** (2010-15). Buddy Myer (1925-41). Bobby Myrick (1976-79). Rafael Palmeiro (1986-2005). **Jonathan Papelbon** (2006-15). Adam Piat (2000-03). Jay Powell (1995-2004). Gary Rath (1998). Jim Roberts (1924-25). Jon Shave (1993, 1998-99). Homer Spragins (1947). Ken Tatum (1969-74). Craig Tatum (2010). Bobby Thigpen (1986-94). Del Unser (1968-82). Fred Walters (1945). Sid Womack (1926). Doc Wood (1923). Pete Young (1992-93).

MISSOURI

Phil Bradley (1983-90). Jeff Cornell (1984). Aaron Crow (2011-14). Jack Davis (1957). John Dettmer (1994-95). Jay Hankins (1961, '63). Rich Henninger (1973). Charlie James (1960-65). Justin James (2010). **Ian Kinsler** (2006-15). Tim Laudner (1981-89). Scott Little (1989). **Ryan Lolis** (2015). Doug Mathis (2008-10). Ron Mathis (1985, '87). Carl Miles (1940). Dennis Musgraves (1965). John O'Donoghue (1963-71). Dave Otto (1987-94). Hubert Pruett (1922-24, '27-28, '30, '32). **Max Scherzer** (2008-15). Jerry Schoonmaker (1955, '57). John Sevcik (1965). Mike Shannon (1962-70). Sonny Siebert (1964-75). Dave Silvestri (1992-99). Bob "Turkey" Smith (1948-50). **Matt Stites** (2014-15). Nick Tepech (2013-14). (None played in SEC.)

SOUTH CAROLINA

Kent Anderson (1989-90). Jackie Bradley Jr. (2013). Billy Buckner (2007-10, 2013-14). Brian Buscher (2007-09). Bert "Chappy" Chaplin (1920-22). Sumpter Clarke (1920, '23-24). David Coble (1939). Mike Cook (1986-89). Jon Coutlangus (2007). D.T. Cromer (2000-01). Tripp Cromer (1993-95; 1997-2000). James Darnell (2011-12). Elzie Dudley (1929-33). **Sam Dyson** (2012-15). Adam Everett (2001-04, 2006-11). Don Gordon (1986-88). Lee Gronkiewicz (2007). Garry Hancock (1978-84). Dave Hollins (1990-02). George Jeffcoat (1936-37, '39, '43). Brett Jodie (2001). Greg Keatley (1981). Gary Lance (1977). Bill Landrum (1986-93). Jim Lewis (1979, '82-83). Ed Lynch (1980-87). Randy Martz (1980-83). Marcus McBeth (2007). James "Doc" McJames (1895-99, '01). Kevin Meilillo (2007). Drew Meyer (2006). Jim Pankovits (1984-88, '90). **Steve Pearce** (2007-15). Landon Powell (2009; 2011). Brian Roberts (2001-14). Michael Roth (2013-14). Hank Small (1978). Sydney Smith (1908, '10-11, '14-15). Justin Smoak (2010-13). Roxy Snipes (1923). **Steven Tolleson** (2010, '12, '14-15). Jeff Twitty (1980). Fritz Von Kolnitz (1914-16). **Christian Walker** (2014-15). Brian Williams (1991-99). Mookie Wilson (1980-91).

TENNESSEE

J.P. Arencibia (2011-13). Ed Bailey (1953-66). Julio Borbon (2010-11, 2013). Tommy Bridges (1930-43, 1945-46). Chris Burke (2005-08). Frank Callaway (1921-22). Ben Cantwell (1927-37). Alan Cockrell (1996). Hank DeBerry (1916-17, 1922-30). Rich DeLucia (1990-99). **R.A. Dickey** (2001, '03-06, '08-15). Mike DiFelice (1996-2003). Sam Ewing (1973, 1976-78). Phil Garner (1973-88). Yan Gomes (2012). **Chase Headley** (2009-15). Deunte Heath (2012-13). Bronson Hefflin (1996). Todd Helton (1997-2013). **Luke Hochevar** (2010-15). Rick Honeycutt (1977-97). Luke Hudson (2002, 2005-08). J. Hunter Lane (1924). Mike Lincoln (1999-2004, 2008-10). Bill McAllester (1913). Joe McClain (1961-62). Pat McGlothin (1949-50). Greg McMichael (1993-2000). Charlie Moran (1903). Tommy O'Brien (1943-45, 1950). Augie Ojeda (2000-02, 2008-10). Joe Randa (1995-2006). Rich Rodriguez (1990-2003). Steve Searcy (1988-92). Mike Smithson (1982-89). Sammy Strang (1896-1908). Bubba Trammell (1997-2003). Don Williams (1958-60).

TEXAS A&M

Chad Allen (1999-05). Justin Atchley (2001). Mike Balenti (1911-13). Kevin Beirne (2000-02). Roy "Beau" Bell (1935-41). Matt Blank (2000-01). Robert Bonner (1980-83). Lou Camilli (1969-72). John Carden (1946). Chris Clemons (1997). H.W. "Rip" Collins (1920-31). Sherman Corbett (1988-90). Steve Davis (1985-89). Casey Fossum (2001-09). Jeff Granger (1993-97). Tim Griesenbeck (1920). Bernie Henderson (1921). Brandon Hicks (2010-14). Stan Hollmig (1949-51). Joel Hunt (1931-32). Davey Johnson (1965-78). Zach Johnson (2006-09). Ray Katt (1952-59). **Logan Kensing** (2004-15). Chuck Knoblauch (1991-02). Jess Landrum (1938). Bryan "Twig" Little (1982-86). Scott Livingstone (1991-98). Rick Luecken (1989-90). Ever Magallanes (1991). Wally Moon (1951-66). Trey Moore (1998-01). J.T. "Jake" Mooty (1936-44). Les Peden (1953). **Cliff Pennington** (2008-15). Brooks Raley (2012-13). Doug Rau (1972-81). Robert Ray (2009-10). Eric Reid (2006-07). E.E. "Topper" Rigney (1922-27). Rich Robertson (1993-98). Mark Ross (1982-90). **Justin Ruggiano** (2007-15). Ryan Rupe (1999-03). Bill Sodd (1937). Russ Swann (1989-94). Mark Thurmond (1983-90). Jason Tyner (2000-08). **Michael Wacha** (2013-15). Kevin Whelan (2011-14). **Alex Wilson** (2013-15). Kelly Wunsch (2000-05). (None played in SEC.)

VANDERBILT

Pedro Alvarez (2011-15). **Mike Baxter** (2010-15). **Curt Casali** (2014-15). Nick Christiani (2013-14). Joey Cora (1987, '89-88). Ryan Flaherty (2012-13). **Sonny Gray** (2015). **Taylor Hill** (2014-15). Matt Kata (2003-05, 2007). Jensen Lewis (2008-10). Scotti Madison (1985-89). Mike Minor (2011-14). Josh Paul (2000-07). **David Price** (2008-15). Antoan Richardson (2011, '14). Scott Sanderson (1978-96). Jeremy Sowers (2007). **Drew VerHagen** (2014-15). Mike Willis (1977-81).

BOLDFACE indicates active in 2015.



HONORS

ALABAMA • ARKANSAS • AUBURN • FLORIDA • GEORGIA • KENTUCKY • LSU • OLE MISS

ALL-TIME SEC COACHING RECORDS

BY VICTORIES

(Minimum five years as head coach and 100 wins)

Name, Institution	Yrs	W	L	T	Pct.
1. Ron Polk, Miss. St. (1976-97; 02-08); UG (2000-01)	31	1218	638	2	.656
2. Skip Bertman, LSU (1984-2001)	18	870	330	3	.725
3. Ray Tanner, South Carolina (1997-2012)	16	738	316	0	.700
4. Keith Madison, Kentucky (1979-2003)	25	735	638	5	.535
5. Rod Delmonico, Tennessee (1990-2007)	18	699	406	0	.633
6. Roy Mewbourne, Vanderbilt (1979-2002)	24	655	608	9	.517
7. Hal Baird, Auburn (1985-2000)	16	634	328	0	.659
8. Jim Wells, Alabama (1994-Present)	15	626	321	0	.661
9. Mike Bianco, Ole Miss (2001-Present)	15	587	351	1	.626
10. Tim Corbin, Vanderbilt (2003-Present)	13	567	271	0	.677
11. Dave Fuller, Florida (1948-75)	28	552	350	5	.611
12. Dave Van Horn, Arkansas (2004-Present)	13	524	295	0	.640
13. Paul Nix, Auburn (1963-84)	22	506	374	1	.575
14. Steve Webber, Georgia (1981-96)	16	500	402	1	.561
15. Barry Shollenberger, Alabama (1980-94)	15	487	334	2	.593
16. Jake Gibbs, Ole Miss (1972-90)	19	486	389	9	.555
17. Joe Arnold, Florida (1985-94)	12	451	244	2	.640
18. Paul Mainieri, LSU (2007-Present)	9	415	161	3	.719
John Cohen, Miss. St. (2009-Present), UK (2004-08) . 12	415	297	1	.583	
20. Bill Wright, Tennessee (1963-81)	19	408	308	2	.570
21. Pat McMahon, Miss. St. (1998-2001); Fla. (02-07)	11	395	238	1	.624
22. David Perno, Georgia (2002-Present)	12	390	335	1	.538
23. Norm DeBriyn, Arkansas (1992-2002)	11	373	273	0	.577
24. Tom Swayze, Ole Miss (1951-71)	21	361	201	2	.640
25. Kevin O'Sullivan (2008-Present)	8	344	173	0	.665
26. Tilden 'Happy' Campbell (1935-42, 47-63)	25	339	158	0	.682
27. 'Big' Jim Whatley, Georgia (1950, 52-75)	25	334	327	3	.505
28. Paul E. Gregory, Miss. State (1957-74)	18	328	200	1	.621
29. Larry Schmittou, Vanderbilt (1968-78)	11	308	220	4	.583
30. Andy Lopez, Florida (1994-2001)	7	278	149	1	.651
31. C.R. "Dudy" Noble, Miss. State (1920-47)	26	267	201	9	.569
32. Jim Smith, LSU (1966-78)	13	238	251	0	.486
33. Gary Henderson, Kentucky (2009-Present)	7	226	171	0	.569
34. Hayden Riley, Alabama (1971-79)	9	225	185	0	.549
35. W.P. White, Georgia (1921-33)	13	224	100	7	.687
36. Harry Rabenhorst, LSU (1946-56)	11	220	226	3	.493
37. Jay Bergman, Florida (1976-81)	6	216	113	0	.656
38. Don Kessinger, Ole Miss (1991-96)	6	185	153	0	.547
39. June Raines, South Carolina (1992-96)	5	173	118	1	.594
40. Harry Lancaster, Kentucky (1951-65)	15	156	155	2	.502

BY PERCENTAGE

(Minimum five years as head coach and 100 games coached)

Name, Institution	Yrs	W	L	T	Pct.
1. Skip Bertman, LSU (1984-2001)	18	870	330	3	.725
2. Paul Mainieri, LSU (2007-Present)	9	415	161	3	.719
3. Ray Tanner, South Carolina (1997-2012)	16	738	316	0	.700
4. W.P. White, Georgia (1921-33)	13	224	100	7	.687
5. Tilden 'Happy' Campbell (1935-42, 47-63)	25	339	158	0	.682
6. Tim Corbin, Vanderbilt (2003-Present)	13	567	271	0	.677
7. Kevin O'Sullivan (2008-Present)	8	344	173	0	.665
8. Frank Moffett, Tennessee (1903-05, 07-10, 18-19)	9	96	48	3	.663
9. Jim Wells, Alabama (1994-Present)	15	626	321	0	.661
10. Hal Baird, Auburn (1985-2000)	16	634	328	0	.659
11. Ron Polk, Miss. St. (1976-97; 02-08); UG (2000-01)	31	1218	638	2	.656
Jay Bergman, Florida (1976-81)	6	216	113	0	.656
13. Andy Lopez, Florida (1994-2001)	7	278	149	1	.651
14. Dave Van Horn, Arkansas (2004-Present)	13	524	295	0	.640
Joe Arnold, Florida (1985-94)	11	434	244	2	.640
Tom Swayze, Ole Miss (1951-71)	21	361	201	2	.640
17. Rod Delmonico, Tennessee (1990-2007)	18	699	406	0	.633
18. Mike Bianco, Ole Miss (2001-Present)	15	587	351	1	.626
19. Pat McMahon, Miss. St. (1998-2001); Fla. (02-07)	11	395	238	1	.624
20. Pete Shields, Ole Miss (1923-31)	9	104	61	2	.623
21. W.D. Chadwick, Miss. State (1910-18)	9	120	71	10	.622
22. Paul E. Gregory, Miss. State (1957-74)	18	328	200	1	.621
23. J.V. Sikes, Georgia (1938-42, 46-47)	7	95	59	1	.616
24. R.P. 'Doc' Patty, Miss. State (1948-56)	9	116	73	0	.614
25. Dave Fuller, Florida (1948-75)	28	552	350	5	.611
26. June Raines, South Carolina (1992-96)	5	173	118	1	.594
27. Barry Shollenberger, Alabama (1980-84)	15	487	334	2	.593
28. John Cohen, Miss. St. (2009-Present), UK (2004-08) . 12	415	297	1	.583	
Larry Schmittou, Vanderbilt (1968-78)	11	308	220	4	.583
30. Norm DeBriyn, Arkansas (1992-2002)	11	373	273	0	.577
31. Paul Nix, Auburn (1963-84)	22	506	374	1	.575
32. John Whited, Tennessee (1982-87)	6	145	109	0	.571
33. Bill Wright, Tennessee (1963-81)	19	408	308	2	.570
34. C.R. 'Dudy' Noble, Miss. State (1920-47)	26	267	201	9	.569
Gary Henderson, Kentucky (2009-Present)	7	226	171	0	.569
36. Ray Didier, LSU (1957-63)	7	104	79	0	.568
37. Roy Umstadt, Georgia (1976-80)	5	130	100	1	.565
38. C.C. 'Doc' Stroud, LSU (1914-21)	8	73	58	5	.563
39. Joe Sewell, Alabama (1964-70)	7	125	99	0	.558
40. Steve Webber, Georgia (1981-96)	15	500	403	1	.554

SECSPORTS.COM

TOURNAMENTS



BASEBALL



TOURNAMENTS

ALABAMA • ARKANSAS • AUBURN • FLORIDA • GEORGIA • KENTUCKY • LSU • OLE MISS

SEC IN THE COLLEGE WORLD SERIES

Year	School	Finish	Year	School	Finish	Year	School	Finish
1950	Alabama	.Sixth	1994	Auburn	.Seventh-tie	2005	Florida	.Second
1951	Tennessee	.Second	1994	LSU	.Seventh-tie	2005	Tennessee	.Seventh-tie
1956	Ole Miss	.Third	1995	Tennessee	.Third-tie	2006	Georgia	.Seventh-tie
1964	Ole Miss	.Eighth	1996	LSU	.First	2007	Mississippi State	.Seventh-tie
1967	Auburn	.Third	1996	Florida	.Third-tie	2008	Georgia	.Second
1969	Ole Miss	.Fifth	1997	Alabama	.Fifth-tie	2008	LSU	.Fifth-tie
1971	Mississippi State	.Eighth	1997	LSU	.First	2009	LSU	.First
1972	Ole Miss	.Eighth	1997	Alabama	.Second	2009	Arkansas	.Third-tie
1976	Auburn	.Eighth	1997	Auburn	.Fifth-tie	2010	South Carolina	.First
1979	Mississippi State	.Fifth	1997	Miss. State	.Fifth-tie	2010	Florida	.Seventh-tie
1981	Mississippi State	.Sixth	1998	LSU	.Third-tie	2011	South Carolina	.First
1983	Alabama	.Second	1998	Mississippi State	.Fifth-tie	2011	Florida	.Second
1985	Mississippi State	.Fourth	1998	Florida	.Seventh-tie	2011	Vanderbilt	.Third-tie
1986	LSU	.Fifth-tie	1999	Alabama	.Third-tie	2012	South Carolina	.Second
1987	LSU	.Fourth	2000	LSU	.First	2012	Arkansas	.Third-tie
1987	Georgia	.Seventh-tie	2001	Georgia	.Seventh-tie	2012	Florida	.Seventh-tie
1988	Florida	.Fifth-tie	2001	Tennessee	.Third-tie	2013	Mississippi State	.Second
1989	LSU	.Fourth	2002	South Carolina	.Second	2013	Florida	.Seventh-tie
1990	Georgia	.First	2003	LSU	.Seventh-tie	2014	Vanderbilt	.First
1990	LSU	.Third-tie	2003	South Carolina	.Fifth-tie	2014	Ole Miss	.Third-tie
1990	Mississippi State	.Fifth-tie	2004	South Carolina	.Third-tie	2015	Vanderbilt	.Second
1991	LSU	.First	2004	Georgia	.Third-tie	2015	Florida	.Third-tie
1993	Florida	.Third-tie	2004	Arkansas	.Seventh-tie	2015	LSU	.Fifth-tie
1993	LSU	.First	2004	LSU	.Seventh-tie	2015	Arkansas	.Eighth-tie

COLLEGE WORLD SERIES RECORD

(1933-2015)

Team	App.	Won	Lost	Pct.	1st	2nd
South Carolina	6	23	10	.697	2	2
Vanderbilt	3	11	6	.647	1	1
LSU	17	36	24	.600	6	0
Alabama	5	11	10	.524	0	2
Tennessee	4	8	8	.500	0	1
Georgia	6	10	11	.476	1	1
Florida	9	14	19	.424	0	2
Mississippi State	9	10	18	.357	0	1
Arkansas	4	4	8	.333	0	0
Ole Miss	5	5	10	.333	0	0
Auburn	4	3	8	.273	0	0
TOTALS	69	135	135	.500	10	10
*Prior to SEC Membership						
Missouri	6	18	11	.621	1	3
South Carolina	5	9	10	.474	0	2
Arkansas	4	7	8	.467	0	1
Texas A&M	5	2	10	.167	0	0

LAST APPEARANCE/HIGHEST FINISH

Team	Last Appearance	Highest Finish
Alabama	1999	Second (1983; 1997)
Arkansas	2015	Second (1979)
Auburn	1997	Third (1967)
Florida	2015	Second (2005; 2011)
Georgia	2008	First (1990)
Kentucky	N/A	N/A
LSU	2015	First (1991; '93; '96; '97; 2000; '09)
Ole Miss	2014	Third (1956; 2014)
Mississippi State	2013	Second (2013)
Missouri	1964	First (1954)
South Carolina	2012	First (2010; '11)
Tennessee	2005	Second (1951)
Texas A&M	2011	Eighth (1993)
Vanderbilt	2015	First (2014)

NCAA TOURNAMENT RECORD

(1933-2015)

Team	App.	Won	Lost	Pct.
LSU	28	140	55	.718
South Carolina	18	80	36	.690
Vanderbilt	14	51	31	.623
Georgia	11	48	30	.615
Tennessee	9	31	21	.596
Alabama	24	70	49	.588
Texas A&M	3	10	7	.588
Florida	31	93	66	.585
Mississippi State	34	94	76	.553
Ole Miss	20	52	44	.542
Arkansas	18	44	39	.530
Auburn	19	42	41	.506
Kentucky	8	14	16	.467
TOTALS	237	771	512	.601

*Prior to SEC Membership

South Carolina	12	48	27	.640
Arkansas	10	25	21	.543
Texas A&M	28	64	64	.500
Missouri	22	43	46	.483

*Note: Arkansas, Missouri, South Carolina and Texas A&M totals not counted in SEC totals prior to SEC membership.

2016 NCAA TOURNAMENT DATES

June 3-6	Regionals	Campus Sites
June 10-13	Super Regionals	Campus Sites
June 18-28/29	College World Series	Omaha, Neb.

TOURNAMENTS



MISSISSIPPI STATE • MISSOURI • SOUTH CAROLINA • TENNESSEE • TEXAS A&M • VANDERBILT

NCAA TOURNAMENT RESULTS

Year	School	Score	Opponent
1947	Alabama	W 7-2	Virginia (Regional)
		L 0-1	Clemson (Regional)
		W 4-1	Virginia (Regional)
		W 8-1	Clemson (Regional)
		L 1-4	Clemson (Regional)
1950	Alabama	W 6-1	Clemson (Regional)
		W 3-2	Wake Forest (Regional)
		W 5-4	Wake Forest (Regional)
		W 9-2	Bradley (National)
		L 1-9	Washington State (National)
		L 1-3	Wisconsin (National)
1951	Tennessee	L 1-7	Utah (National)
		W 3-2	Princeton (National)
		W 2-0	Springfield (National)
		W 9-8	Southern Cal (National)
		W 5-4	Utah (National)
		L 2-3	Oklahoma (National)
(Tennessee finished 2nd in nation)			
1955	Alabama	W 4-1	Rollins (Regional)
		L 3-4	Rollins (Regional)
		L 3-5	Rollins (Regional)
1956	Ole Miss	W 4-3	Tennessee Tech (Regional)
		W 3-2	Tennessee Tech (Regional)
		L 2-4	Duke (Regional)
		W 6-2	Duke (Regional)
		W 7-1	Duke (Regional)
		W 13-12	New Hampshire (National)
		W 4-0	Bradley (National)
		L 5-13	Minnesota (National)
		L 3-7	Arizona (National)
		(Ole Miss finished 3rd in nation)	
1958	Florida	L 1-3	Clemson (Regional)
		W 2-1	Florida State (Regional)
		W 8-6	Clemson (Regional)
		L 14-15	Clemson (Regional)
1959	Georgia Tech	L 9-16	Florida State (Regional)
		W 7-2	George Washington (Regional)
		L 6-9	Clemson (Regional)
1960	Florida	L 5-7	North Carolina (Regional)
		W 4-1	Citadel (Regional)
		W 5-0	Florida Southern (Regional)
		L 2-4	Citadel (Regional)
1962	Florida	L 1-3	Florida State (Regional)
		W 1-0	Florida State (Regional)
		L 1-7	Wake Forest (Regional)

Year	School	Score	Opponent
1963	Auburn	L 1-2	West Virginia (Regional)
		L 3-4	Florida State (Regional)
1964	Ole Miss	W 11-0	West Virginia (Regional)
		W 4-3	North Carolina (Regional)
		W 13-1	North Carolina (Regional)
		L 2-3	South Carolina (National)
		L 0-5	Arizona (National)
(Ole Miss finished 8th in nation)			
1965	Miss. State	W 6-3	Florida State (Regional)
		L 2-5	Furman (Regional)
		L 2-6	Florida State (Regional)
1966	Miss. State	W 4-3	Florida State (Regional)
		L 4-5	North Carolina (Regional)
		L 0-7	Florida State (Regional)
1967	Auburn	W 8-3	West Virginia (Regional)
		W 13-2	Florida State (Regional)
		L 2-3	Clemson (Regional)
		W 6-5	Clemson (Regional)
		W 1-0	Ohio State (National)
		L 3-6	Stanford (National)
W 4-3	Rider (National)		
L 3-5	Stanford (National)		
(Auburn finished 3rd in nation)			
1968	Alabama	L 1-3	North Carolina (Regional)
		L 1-6	Florida State (Regional)
1969	Ole Miss	W 7-6	Virginia Tech (Regional)
		W 6-5	North Carolina (Regional)
		W 5-2	North Carolina (Regional)
		L 3-8	New York U. (National)
		W 8-1	Southern Illinois (National)
L 1-14	Texas (National)		
(Ole Miss finished 5th in nation)			
1970	Miss. State	L 2-3	Maryland (Regional)
		W 12-6	East Carolina (Regional)
		W 8-4	Maryland (Regional)
		L 4-5	Florida State (Regional)
1971	Miss. State	W 2-1	Maryland (Regional)
		W 7-3	Miami (Regional)
		L 8-20	Georgia Tech (Regional)

Year	School	Score	Opponent
		W 5-2	Georgia Tech (Regional)
		L 2-5	Tulsa (National)
		L 1-3	Brigham Young (National)
(Miss. State finished 8th in nation)			
1972	Ole Miss	W 9-3	Jacksonville (Regional)
		L 3-9	Virginia (Regional)
		W 8-3	Florida State (Regional)
		W 9-0	Virginia (Regional)
		W 8-4	South Alabama (Regional)
		W 12-1	South Alabama (Regional)
L 6-8	Southern Cal (National)		
L 8-9	Texas (National)		
1973	Vanderbilt	W 4-2	Georgia Southern (Regional)
		W 4-2	North Carolina State (Regional)
		L 2-5	Georgia Southern (Regional)
		L 5-6	Miami (Regional)
1974	Vanderbilt	W 2-1	East Carolina (Regional)
		L 1-7	Miami (Regional)
		L 3-5	Georgia Southern (Regional)
1975	LSU	W 7-2	Murray State (Regional)
		L 2-4	Florida State (Regional)
		L 1-8	Miami (Regional)
1976	Auburn	W 10-5	Middle Tennessee (Regional)
		W 2-1	Florida State (Regional)
		W 7-5	Jacksonville (Regional)
		L 4-9	Clemson (National)
		L 8-9	Maine (National)
		(Auburn finished 8th in nation)	
1977	Ole Miss	L 7-8	Clemson (Regional)
		W 5-2	Morehead (Regional)
		L 2-5	Miami (Regional)
		L 0-7	Minnesota (Regional)
		W 9-4	Virginia Tech (Regional)
Florida		W 13-11	Central Michigan (Regional)
		L 1-5	Minnesota (Regional)
		(Ole Miss finished 8th in nation)	
1978	Auburn	W 14-10	Memphis State (Regional)
		L 2-3	North Carolina (Regional)
		L 5-6	Memphis State (Regional)
		L 0-3	Baylor (Regional)
		W 6-5	Louisiana Tech (Regional)
Miss. State			



TOURNAMENTS

ALABAMA • ARKANSAS • AUBURN • FLORIDA • GEORGIA • KENTUCKY • LSU • OLE MISS

NCAA TOURNAMENT RESULTS

Year	School	Score	Opponent
		W 7-5	Pan American (Regional)
		L 3-6	Baylor (Regional)
1979	Miss. State	L 11-13	New Orleans (Regional)
		W 12-4	Tulane (Regional)
		W 13-10	New Orleans (Regional)
		W 8-6	Murray State (Regional)
		W 18-8	Murray State (Regional)
		W 6-1	Fullerton (National)
		L 2-8	Texas (National)
		L 4-5	Pepperdine (National)
	(Miss. State finished 5th in nation)		
	Florida	W 9-5	Florida State (Regional)
		L 1-9	Arkansas (Regional)
		W 12-7	George Washington (Regional)
		L 4-7	Delaware (Regional)
1980	Vanderbilt	L 4-15	Western Kentucky (Regional)
		L 2-8	New Orleans (Regional)
1981	Miss. State	W 7-6	East Tennessee (Regional)
		W 5-1	Wichita State (Regional)
		W 6-5	East Tennessee State (Regional)
		W 4-0	Michigan (National)
		L 3-4	Arizona State (National)
		L 5-6	South Carolina (National)
	Florida	L 1-5	Florida State (Regional)
		W 7-3	Missouri (Regional)
		W 7-4	Middle Tennessee (Regional)
		W 5-4	Florida State (Regional)
		L 6-8	Miami (District)
1982	Florida	L 0-8	South Florida (Regional)
		L 4-5	Stetson (Regional)
1983	Alabama	W 6-4	Miami (Regional)
		W 7-5	Florida State (Regional)
		W 11-9	Miami (Regional)
		W 6-5	Arizona State (National)
		L 4-6	Texas (National)
		W 6-0	Arizona State (National)
		L 3-4	Texas (National)
	(Alabama finished 2nd in nation)		
	Miss. State	W 4-2	Tulane (Regional)
		W 6-2	Texas (Regional)
		W 7-5	Pan American (Regional)
		L 0-7	Texas (Regional)

Year	School	Score	Opponent
		L 3-12	Texas (Regional)
1984	Miss. State	L 1-4	South Carolina (Regional)
		W 11-4	New Orleans (Regional)
		W 13-8	Eastern Kentucky (Regional)
		W 18-9	South Carolina (Regional)
		L 3-6	New Orleans (Regional)
	Florida	L 5-6	Miami (Regional)
		L 4-6	S. Alabama (Regional)
1985	Miss. State	W 10-1	West Virginia (Regional)
		W 8-4	New Orleans (Regional)
		L 6-14	Michigan (Regional)
		W 19-8	Michigan (Regional)
		W 12-3	Oklahoma State (National)
		W 5-4	Arkansas (National)
		L 7-12	Texas (National)
		L 5-6	Miami (National)
	(Miss. State finished tied for third in nation)		
	Florida	L 1-14	Virginia (Regional)
		W 14-4	Princeton (Regional)
		W 15-2	Virginia (Regional)
		W 8-1	Miami (Regional)
		L 9-12	Miami (Regional)
	LSU	L 3-4	Lamar (Regional)
		L 4-11	Houston (Regional)
1986	Alabama	L 3-5	South Carolina (Regional)
		W 4-1	Navy (Regional)
		W 8-7	South Carolina (Regional)
		L 6-12	Georgia Tech (Regional)
	LSU	W 14-11	Jackson State (Regional)
		W 8-5	Oklahoma (Regional)
		W 7-4	Louisiana Tech (Regional)
		W 7-6	Tulane (Regional)
		L 3-4	Loyola-Marymount (National)
		W 8-4	Maine (National)
		L 3-4	Miami (National)
	(LSU finished tied for 5th in nation)		
1987	Auburn	L 6-15	Seton Hall (Regional)
		W 5-3	Middle Tennessee State (Regional)
		W 22-1	Seton Hall (Regional)
		L 3-6	Clemson (Regional)
		L 3-5	Fordham (Regional)
		W 5-1	Georgia Tech (Regional)
		W 10-8	Michigan (Regional)
		W 10-4	Fordham (Regional)
		W 13-5	Rider (Regional)
		L 2-3	Stanford (National)
		L 4-5	Arkansas (National)
	Georgia		

Year	School	Score	Opponent
	(Georgia finished tied for 7th in the nation)		
	LSU	W 5-3	Tulane (Regional)
		W 14-1	New Orleans (Regional)
		W 3-0	New Orleans (Regional)
		W 7-3	Cal-Fullerton (Regional)
		W 6-2	Florida State (National)
		L 7-8	Oklahoma State (National)
		W 5-2	Arkansas (National)
		L 5-6	Stanford (National)
	(LSU finished 4th in the nation)		
	Miss. State	W 10-6	North Carolina State (Regional)
		L 4-7	Texas A&M (Regional)
		L 1-8	Western Carolina (Regional)
1988	Florida	W 7-0	George Mason (Regional)
		L 3-13	N.C. State (Regional)
		W 9-5	Tulane (Regional)
		W 9-3	Florida State (Regional)
		W 8-0	Stetson (Regional)
		L 4-5	Wichita State (National)
		W 6-5	California (National)
		L 1-10	Arizona State (National)
	(Florida finished tied for 5th in the nation)		
	Kentucky	W 6-2	Rutgers (Regional)
		W 12-5	St. John's (Regional)
		W 8-7	Clemson (Regional)
		L 5-6	Stanford (Regional)
		L 2-16	Stanford (Regional)
	Miss. State	W 7-4	Western Carolina (Regional)
		L 1-5	Cal State Fullerton (Regional)
		W 12-4	Middle Tennessee (Regional)
		L 3-5	Cal State Fullerton (Regional)
1989	Auburn	W 9-3	South Florida (Regional)
		W 14-7	Clemson (Regional)
		L 6-7	Florida State (Regional)
		L 1-11	Clemson (Regional)
	Florida	W 11-6	East Carolina (Regional)
		L 7-10	Central Florida (Regional)
		L 1-9	Miami (Regional)
	LSU	L 4-6	South Alabama (Regional)
		W 13-8	UNLV (Regional)
		W 6-5	South Alabama (Regional)
		W 13-8	Texas A&M (Regional)
		W 5-4 (11)	Texas A&M (Regional)
		L 2-5	Miami (National)

TOURNAMENTS



MISSISSIPPI STATE • MISSOURI • SOUTH CAROLINA • TENNESSEE • TEXAS A&M • VANDERBILT

NCAA TOURNAMENT RESULTS

Year	School	Score	Opponent	Year	School	Score	Opponent	Year	School	Score	Opponent
		W 7-6 (11)	Illinois (Regional)			W 6-3	Southern (Regional)			W 6-1	Wake Forest (Regional)
		L 13-14	Miss. State (National)			W 12-10	East Carolina (Regional)			W 8-4	Wake Forest (Regional)
		L 10-11 (11)	Southern Cal (National)			W 9-0	East Carolina (Regional)			W 6-3	La.-Lafayette (Super Regional)
LSU		W 18-4	Nicholls State (Regional)			L 6-13	Alabama (Super Regional)			L 1-7	La.-Lafayette (Super Regional)
		W 15-6	USL (Regional)			L 5-13	Alabama (Super Regional)			L 2-3	La.-Lafayette (Super Regional)
		W 13-11	Cal State-Fullerton (Regional)	Ole Miss		L 3-4	Long Beach State (Regional)				
		W 14-3	Cal State-Fullerton (Regional)			W 12-3	Monmouth (Regional)	2001 Auburn		W 8-7	Jacksonville (Regional)
		W 12-10	Southern Cal (National)			L 7-13	Texas A&M (Regional)			L 6-10	Florida St. (Regional)
		W 10-8	Miss. State (National)	Miss. State		W 18-14	Nebraska (Regional)			W 3-2	Jacksonville (Regional)
		L 4-5	Southern Cal (National)			L 3-6	Ohio State (Regional)			L 6-9	Florida St. (Regional)
		L 3-7	Southern Cal (National)			W 13-7	Nebraska (Regional)	Florida		W 10-9	Stetson (Regional)
Miss. State		W 7-6	Washington (Regional)			L 7-10	Ohio State (Regional)			L 2-6	Miami, Fla. (Regional)
		L 3-4	Texas A&M (Regional)	2000 Alabama		W 8-2	Nevada (Regional)	Georgia		L 3-6	Stetson (Regional)
		W 15-14	Rice (Regional)			L 6-8	Stanford (Regional)			L 3-4	Georgia Southern (Regional)
		W 10-9	Texas A&M (Regional)			W 6-5	Nevada (Regional)			W 13-5	Georgia Tech (Regional)
		W 11-5	Texas A&M (Regional)	Auburn		W 14-9	Stanford (Regional)			W 10-9	Georgia Southern (Regional)
		W 14-13	Florida (National)			L 6-16	Stanford (Regional)			W 9-3	Coastal Carolina (Regional)
		L 8-10	LSU (National)			L 5-9	Stetson (Regional)			W 8-7	Coastal Carolina (Regional)
		L 1-7	Southern Cal (National)			W 11-5	Georgia Southern (Regional)			W 8-7	Florida St. (Super Regional)
S. Carolina		W 21-9	Fla. International (Regional)	Florida		L 10-13	Stetson (Regional)			L 6-11	Florida St. (Super Regional)
		W 9-8	Texas Tech (Regional)			L 1-4	San Jose State (Regional)			W 8-3	Florida St. (Super Regional)
		L 2-14	Miami, Fla. (Regional)			W 10-1	Baylor (Regional)			W 8-3	Florida St. (Super Regional)
		L 2-4	N. Carolina (Regional)			W 14-0	SW Texas State (Regional)			L 5-11	Southern California (National)
1999 Alabama		W 16-3	Navy (Regional)			W 8-7	San Jose State (Regional)			L 12-19	Tennessee (National)
		W 10-4	Southern Miss (Regional)	LSU		L 1-2	San Jose State (Regional)			W 10-9	Minnesota (Regional)
		W 7-6	Southern Miss (Regional)			W 19-1	Jackson State (Regional)			W 13-9	VCU (Regional)
		W 13-6	LSU (Super Regional)			W 21-0	La.-Monroe (Regional)			L 7-10	VCU (Regional)
		W 13-5	LSU (Super Regional)			W 5-3	La.-Monroe (Regional)			W 14-9	VCU (Regional)
		W 11-3	Oklahoma State (National)			W 8-2	UCLA (Super Regional)			W 4-3	Tulane (Super Regional)
		L 1-8	Miami (National)			W 14-8	UCLA (Super Regional)			L 4-9	Tulane (Super Regional)
		W 6-5	Rice (National)			W 13-8	Texas (National)			L 1-7	Tulane (Super Regional)
		L 2-5	Miami (National)			W 10-4	Southern Cal (National)	Ole Miss		L 4-5	Oklahoma State (Regional)
Arkansas		W 10-6	Delaware (Regional)			W 6-3	Florida State (National)			W 10-2	Southern (Regional)
		L 8-9	SW Missouri State (Regional)			W 6-5	Stanford (National)			L 6-17	Oklahoma State (Regional)
		L 4-12	Clemson (Regional)	Miss. State		W 9-2	South Alabama (Regional)			W 9-8	Kent (Regional)
Auburn		W 9-7	N.C. State (Regional)			W 8-1	Notre Dame (Regional)			W 4-3	Delaware (Regional)
		W 8-6	Winthrop (Regional)			W 8-1	Notre Dame (Regional)			W 14-4	Kent (Regional)
		L 5-7	Tulane (Regional)			L 0-7	Notre Dame (Regional)			L 2-13	Cal-St. Fullerton (Super Regional)
		W 13-9	Tulane (Regional)			W 10-9	Notre Dame (Regional)			L 3-9	Cal-St. Fullerton (Super Regional)
		L 2-10	Florida State (Super Regional)			L 4-11	Clemson (Super Regional)	S. Carolina		W 16-0	The Citadel (Regional)
		L 3-6	Florida State (Super Regional)			L 4-9	Clemson (Super Regional)			L 6-8	UCF (Regional)
LSU		W 11-4	NE Louisiana (Regional)			W 6-4	Liberty (Regional)			W 11-7	Princeton (Regional)
		L 10-11	East Carolina (Regional)							W 9-7	UCF (Regional)
										W 5-2	UCF (Regional)
										L 1-11	Stanford (Super Regional)



TOURNAMENTS

ALABAMA • ARKANSAS • AUBURN • FLORIDA • GEORGIA • KENTUCKY • LSU • OLE MISS

NCAA TOURNAMENT RESULTS

Year	School	Score	Opponent	Year	School	Score	Opponent	Year	School	Score	Opponent
		W 4-3	Stanford (Super Regional)			L 4-8	North Carolina (Regional)		S. Carolina	W 4-0	East Carolina (Regional)
		L 2-3	Stanford (Super Regional)			W 3-1	North Carolina (Regional)			W 7-2	Stetson (Regional)
	Tennessee	W 2-1	MTSU (Regional)			W 10-7	Miami (Super Regional)			W 9-3	Stetson (Regional)
		W 11-0	Tenn. Tech (Regional)			L 2-5	Miami (Super Regional)			W 5-4	North Carolina (Super Regional)
		L 3-10	Wake Forest (Regional)			W 6-4	Miami (Super Regional)			W 14-4	North Carolina (Super Regional)
		W 6-3	Wake Forest (Regional)			L 0-11	Georgia Tech (National)			L 0-8	Stanford (National)
		W 13-10	East Carolina (Super Regional)			W 10-8	Nebraska (National)			W 11-10	LSU (National)
		W 6-3	East Carolina (Super Regional)			W 9-5	Georgia Tech (National)			L 6-13	Stanford (National)
		L 13-21	Miami (National)			W 12-4	Clemson (National)		2004 Arkansas	W 4-1	Le Moyne (Regional)
		W 19-12	Georgia (National)			W 10-2	Clemson (National)			L 3-4 (11)	Wichita State (Regional)
		W 10-2	Southern California (National)			L 6-12	Texas (National Title Game)			W 10-7	Missouri (Regional)
		L 6-12	Miami (National)							W 11-9	Wichita State (Regional)
										W 4-3	Wichita State (Regional)
2002 Alabama		L 4-7	SEMS (Regional)	2003 Alabama		W 4-3	Houston (Regional)			W 7-5	Florida State (Super Regional)
		W 6-3	Auburn (Regional)			L 5-16	Texas A&M (Regional)			W 4-2	Florida State (Super Regional)
		W 7-4	SEMS (Regional)			L 8-16	Houston (Regional)			L 2-13	Texas (National)
		W 7-2	Fla. Atlantic (Regional)		Arkansas	L 2-3	Lamar (Regional)			L 2-7	Arizona (National)
		L 5-6	Fla. Atlantic (Regional)			W 10-7	Bucknell (Regional)		Florida	W 12-1	Central Conn. State (Regional)
	Arkansas	W 8-5	Oklahoma (Regional)			L 6-7	Lamar (Regional)			W 4-3	UCLA (Regional)
		W 7-6	Oral Roberts (Regional)		Auburn	W 5-2	Princeton (Regional)			W 11-0	UCLA (Regional)
		W 11-6	Oral Roberts (Regional)			L 2-6	Ohio State (Regional)			L 7-8	Miami, Fla. (Super Regional)
		W 9-6	Clemson (Super Regional)			W 15-0	Clemson (Regional)			L 1-3	Miami, Fla. (Super Regional)
		L 7-8	Clemson (Super Regional)			L 7-9	Ohio State (Regional)		Georgia	W 16-2	MTSU (Regional)
		L 4-7	Clemson (Super Regional)		Florida	L 3-4	Florida Atlantic (Regional)			W 6-3	Clemson (Regional)
	Auburn	L 11-16	Florida Atlantic (Regional)			W 8-6	Bethune-Cookman (Regional)			L 9-10	Clemson (Regional)
		L 3-6	Alabama (Regional)			W 22-14	Florida Atlantic (Regional)			W 7-6 (10)	Clemson (Regional)
	Florida	W 13-1	Bethune-Cookman (Regional)			W 15-5	Miami (Regional)			W 7-5	Georgia Tech (Super Regional)
		L 2-7	Miami (Regional)			L 10-13	Miami (Regional)			W 5-3	Georgia Tech (Super Regional)
		W 21-10	Bethune-Cookman (Regional)		LSU	W 11-8	Northwestern (Regional)			W 8-7	Arizona (National)
		W 11-10	Miami (Regional)			W 13-5	Tulane (Regional)			L 3-9	Texas (National)
		L 7-8	Miami (Regional)			W 9-8 (11)	UNC-Wilmington (Regional)			W 3-1	Arizona (National)
	Georgia	W 7-1	Louisville (Regional)			L 1-4	Baylor (Super Regional)		LSU	L 6-7	Texas (National)
		L 0-3	Georgia Tech (Regional)			W 6-5	Baylor (Super Regional)			W 9-0	Army (Regional)
		W 9-7	Coastal Carolina (Regional)			W 20-5	Baylor (Super Regional)			W 6-2	Southern Miss (Regional)
		L 7-8	Georgia Tech (Regional)			L 2-8	Cal-St. Fullerton (Nationals)			W 11-3	Coll. of Charleston (Regional)
	LSU	W 5-4	Southern (Regional)			L 10-11	South Carolina (Nationals)			W 11-8	Texas A&M (Super Regional)
		L 0-5	LA-Lafayette (Regional)		Ole Miss	L 2-4	Wichita State (Regional)			W 4-0	Texas A&M (Super Regional)
		W 4-2	Tulane (Regional)			W 7-1	McNeese State (Regional)			L 0-1	Western Kentucky (Regional)
		W 12-2	LA-Lafayette (Regional)			L 4-5	Wichita State (Regional)			L 2-7	Washington (Regional)
		W 12-2	LA-Lafayette (Regional)			W 10-4	MTSU (Regional)		Miss. State	L 6-10	Texas Tech (Regional)
		L 0-6	Rice (Super Regional)			L 5-10	North Carolina (Regional)			W 7-6	Jacksonville State (Regional)
		L 0-3	Rice (Super Regional)			W 10-5	Missouri (Regional)			L 7-17	Texas Tech (Regional)
	S. Carolina	W 6-3	VCU (Regional)			L 6-8 (11)	North Carolina (Regional)			W 12-4	Citadel (Regional)
		W 9-6	North Carolina (Regional)							W 5-2	North Carolina (Regional)
										W 7-6	North Carolina (Regional)

TOURNAMENTS



MISSISSIPPI STATE • MISSOURI • SOUTH CAROLINA • TENNESSEE • TEXAS A&M • VANDERBILT

NCAA TOURNAMENT RESULTS

Year	School	Score	Opponent	Year	School	Score	Opponent	Year	School	Score	Opponent
		W 4-2	East Carolina (Super Regional)			W 7-3	Oklahoma (Regional)			L 5-3	Oregon State (National)
		W 5-3	East Carolina (Super Regional)			W 20-5	Oklahoma (Regional)	Kentucky		L 3-1	Ball State (Regional)
		L 0-2	Cal St. Fullerton (National)			W 6-4	Texas (Super Regional)			W 10-4	Notre Dame (Regional)
		W 15-4	LSU (National)			L 3-1	Texas (Super Regional)			W 12-9	Ball State (Regional)
		W 15-11	Miami, Fla. (National)			L 6-4	Texas (Super Regional)	Ole Miss		L 7-4	Charleston (Regional)
		W 5-3	Cal St. Fullerton (National)	Miss. State		W 13-2	Florida Atlantic (Regional)			W 3-2	Bethune-Cookman (Regional)
		L 0-4	Cal St. Fullerton (National)			L 4-1	Miami, Fla. (Regional)			W 9-7	South Alabama (Regional)
Tennessee		L 5-8	UNC-Wilmington (Regional)			W 8-4	Florida Atlantic (Regional)			W 12-4	Tulane (Regional)
		W 1-0	Stony Brook (Regional)			L 10-4	Miami, Fla. (Regional)			W 11-9	Miami (Fla.) (Super Regional)
		L 3-4	UNC-Wilmington (Regional)	S. Carolina		W 6-5	Michigan (Regional)			L 7-0	Miami (Fla.) (Super Regional)
Vanderbilt		W 7-3	George Mason (Regional)			L 10-2	Georgia Tech (Regional)	Miss. State		L 14-9	Miami (Fla.) (Super Regional)
		W 11-1	Princeton (Regional)			W 4-3	Michigan (Regional)			L 5-4	Elon (Regional)
		W 7-3	Virginia (Regional)			W 8-3	Georgia Tech (Regional)			W 5-4	UNC Asheville (Regional)
		L 3-15	Texas (Super Regional)			L 5-0	Georgia Tech (Regional)	S. Carolina		W 12-3	Elon (Regional)
		L 2-10	Texas (Super Regional)	Tennessee		W 7-5	Austin Peay (Regional)			L 8-6	Clemson (Regional)
2005 Alabama		W 7-5	UL-Lafayette (Regional)			W 3-2	Winthrop (Regional)			W 4-2	Evansville (Regional)
		L 4-10	Tulane (Regional)			W 12-2	Wichita St. (Regional)			W 8-2	Virginia (Regional)
		W 4-3	UL-Lafayette (Regional)			W 3-2	Georgia Tech (Super Regional)			L 15-5	Evansville (Regional)
		L 4-7	Tulane (Regional)			W 13-3	Georgia Tech (Super Regional)			W 5-1	Evansville (Regional)
Arkansas		W 9-5	Miami (OH) (Regional)			L 6-4	Florida (National)			W 15-6	Georgia (Super Regional)
		W 9-2	Texas (Regional)			L 4-2	Arizona State (National)			L 11-5	Georgia (Super Regional)
		L 19-8	Texas (Regional)					Vanderbilt		L 11-6	Georgia (Super Regional)
		L 5-2	Texas (Regional)	2006 Alabama		W 13-1	Jacksonville St. (Regional)			W 5-2	Michigan (Regional)
Auburn		W 13-5	South Alabama (Regional)			W 4-3	Troy (Regional)			L 7-3	Georgia Tech (Regional)
		L 4-3	Florida State (Regional)			W 14-5	Troy (Regional)	2007 Arkansas		W 9-0	Albany (Regional)
		W 12-3	Army (Regional)			L 11-5	North Carolina (Super Regional)			L 3-14	Oklahoma State (Regional)
		L 10-4	Florida State (Regional)			L 8-7	North Carolina (Super Regional)			W 6-0	Creighton (Regional)
Florida		W 8-3	Stetson (Regional)	Arkansas		L 4-3	Oral Roberts (Regional)			L 6-7	Oklahoma State (Regional)
		W 5-2	North Carolina (Regional)			W 6-2	Princeton (Regional)	Miss. State		W 6-3	Stetson (Regional)
		W 23-3	Notre Dame (Regional)			L 6-5	Oklahoma State (Regional)			W 3-0	Florida State (Regional)
		W 8-1	Florida State (Regional)	Georgia		W 11-0	Sacred Heart (Regional)			W 9-4	Florida State (Regional)
		W 8-5	Florida State (Regional)			L 6-4	Florida State (Regional)			W 8-6	Clemson (Super Regional)
		W 6-4	Tennessee (National)			W 15-8	Jacksonville (Regional)			W 8-5	Clemson (Super Regional)
		W 7-4	Nebraska (National)			W 7-1	Florida State (Regional)			L 5-8	North Carolina (National)
		L 6-1	Arizona State (National)			W 3-2	Florida State (Regional)	Ole Miss		L 4-12	Louisville (National)
		W 6-3	Arizona State (National)			L 15-6	South Carolina (Super Regional)			W 14-5	Sam Houston State (Regional)
		L 4-2	Texas (National)			W 11-5	South Carolina (Super Regional)			W 4-0	Southern Mississippi (Regional)
LSU		L 6-2	Texas (National)			W 11-5	South Carolina (Super Regional)			W 21-13	Sam Houston State (Regional)
		W 14-5	Marist (Regional)			W 11-6	South Carolina (Super Regional)			L 3-4	Arizona State (Super Regional)
		L 9-7	Rice (Regional)			L 6-4	Rice (National)			L 1-7	Arizona State (Super Regional)
		W 12-4	Northwestern (Regional)								
Ole Miss		L 5-4	Rice (Regional)								
		W 5-0	Maine (Regional)								



TOURNAMENTS

ALABAMA • ARKANSAS • AUBURN • FLORIDA • GEORGIA • KENTUCKY • LSU • OLE MISS

NCAA TOURNAMENT RESULTS

Year	School	Score	Opponent	Year	School	Score	Opponent	Year	School	Score	Opponent	
S. Carolina		W 9-1	Wofford (Regional)	Ole Miss		W 6-5	Rice (National)	S. Carolina		9-10	Western Kentucky (Regional)	
		W 12-8	Charlotte (Regional)			L 3-7	North Carolina (National)			4-1	Western Kentucky (Regional)	
		W 11-6	Charlotte (Regional)			L 0-7	Missouri (Regional)			4-3 (12)	Virginia (Super Regional)	
		L 6-9	North Carolina (Super Regional)			W 14-1	Bethune Cookman (Regional)			3-4	Virginia (Super Regional)	
		W 8-6	North Carolina (Super Regional)			W 9-6	Missouri (Regional)			1-5	Virginia (Super Regional)	
		L 4-9	North Carolina (Super Regional)			L 2-11	Miami (Regional)			11-3	George Mason (Regional)	
	Vanderbilt		W 2-1 (11)		Austin Peay (Regional)		W 15-8		Charlotte (Regional)		12-2	East Carolina (Regional)
			L 3-4		Michigan (Regional)		L 4-5		N.C. State (Regional)		6-8	East Carolina (Regional)
			W 11-5		Austin Peay (Regional)		W 7-5		James Madison (Regional)		9-10 (10)	East Carolina (Regional)
			W 10-7		Michigan (Regional)		L 1-2		N.C. State (Regional)		4-5	MTSU (Regional)
		L 3-4 (10)	Michigan (Regional)		L 5-8	Oklahoma (Regional)		10-0	Indiana (Regional)			
2008 Alabama		W 16-3	East Carolina (Regional)	2009 Alabama		L 6-10	Oklahoma State (Regional)	2010 Alabama		11-2	Elon (Regional)	
		L 10-13	Coastal Carolina (Regional)			L 2-6	Tennessee Tech (Regional)			2-5	Georgia Tech (Regional)	
		L 1-16	East Carolina (Regional)			10-3	Washington State (Regional)			5-3	Mercer (Regional)	
	Arkansas		L 3-4		Pepperdine (Regional)		17-6		Oklahoma (Regional)		8-1	Georgia Tech (Regional)
			L 1-5		Stanford (Regional)		11-0		Oklahoma (Regional)		10-8	Georgia Tech (Regional)
	Florida		L 4-7		Tulane (Regional)		7-2		Florida State (Super Regional)		5-4	Clemson (Super Regional)
			L 11-17		Florida State (Regional)		9-8		Florida State (Super Regional)		5-9	Clemson (Super Regional)
	Georgia		L 7-10		Libscomb (Regional)		10-6		Cal-State Fullerton (National)		6-8	Clemson (Super Regional)
			W 9-8		Louisville (Regional)		1-9		LSU (National)		19-7	Arkansas (Regional)
			W 14-3		Libscomb (Regional)		4-3		Virginia (National)		16-4	Washington State (Regional)
		W 8-0	Georgia Tech (Regional)		5-14	LSU (National)		7-10	Washington State (Regional)			
		W 18-6	Georgia Tech (Regional)		8-7	Bethune-Cookman (Regional)		7-2	Washington State (Regional)			
		W 11-4	N.C. State (Super Regional)		8-2	Miami (Fla.) (Regional)		6-7 (12)	Arizona State (Super Regional)			
		L 6-10	N.C. State (Super Regional)		16-5	Miami (Fla.) (Regional)		5-7	Arizona State (Super Regional)			
		W 17-8	N.C. State (Super Regional)		7-9	Southern Miss. (Super Regional)		9-7	Auburn (Regional)			
		W 7-4	Miami (National)		6-7	Southern Miss. (Super Regional)		2-5	Clemson (Regional)			
		W 4-3	Stanford (National)		24-8	Ohio State (Regional)		17-8	Southern Miss (Regional)			
Kentucky		W 10-8	Stanford (National)		2-8	Florida State (Regional)		11-10	Clemson (Regional)			
		W 7-6	Fresno State (National)		6-13	Ohio State (Regional)		7-13	Clemson (Regional)			
		L 10-19	Fresno State (National)		10-2	Southern (Regional)		7-3	Bethune-Cookman (Regional)			
		L 1-6	Fresno State (National)		10-3	Baylor (Regional)		10-2	Oregon State (Regional)			
	LSU		L 5-7	Michigan (Regional)		12-9	Minnesota (Regional)		15-0	Florida Atlantic (Regional)		
			W 4-3	E. Michigan (Regional)		5-3	Rice (Super Regional)		7-2	Miami (Super Regional)		
		W 12-6	Michigan (Regional)		9-5	Rice (Super Regional)		4-3 (10)	Miami (Super Regional)			
		L 3-5	Arizona (Regional)		9-1	Virginia (National)		3-11	UCLA (National)			
		W 12-1	Texas Southern (Regional)		9-1	Arkansas (National)		5-8	Florida State (National)			
		W 13-4	Southern Miss (Regional)		14-5	Arkansas (National)						
	W 11-4	Southern Miss (Regional)		7-6	Texas (National)							
	L 5-11	UC Irvine (Super Regional)		1-5	Texas (National)							
	W 9-7	UC Irvine (Super Regional)		11-4	Texas (National)							
	W 21-7	UC Irvine (Super Regional)		8-1	Monmouth (Regional)							
	L 4-8	North Carolina (National)		7-4	Western Kentucky (Regional)							

TOURNAMENTS



MISSISSIPPI STATE • MISSOURI • SOUTH CAROLINA • TENNESSEE • TEXAS A&M • VANDERBILT

NCAA TOURNAMENT RESULTS

Year	School	Score	Opponent	Year	School	Score	Opponent	Year	School	Score	Opponent
2011	LSU	11-10 (11)	UC-Irvine (Regional)	Miss. State	5-4 (11)	Creighton (Regional)	Kentucky	9-8 (10)	N.C. State (Super Regional)		
		3-6	UC-Irvine (Regional)		4-6	Oregon State (Regional)		3-7	South Carolina (National)		
	3-4	UC-Irvine (Regional)	3-0		Southern Miss (Regional)	4-5		Kent State (National)			
	Ole Miss	10-5	St. John's (Regional)		8-3	Austin Peay (Regional)		6-7 (21)	Kent State (Regional)		
		7-13	Virginia (Regional)		7-3	Georgia Tech (Regional)		8-1	Valparaiso (Regional)		
	S. Carolina	16-20	Virginia (Regional)		1-11	Florida (Super Regional)		6-3	Purdue (Regional)		
		9-5	Bucknell (Regional)		4-3	Florida (Super Regional)		2-3	Kent State (Regional)		
		9-4	Citadel (Regional)		6-8	Florida (Super Regional)		4-1	ULM (Regional)		
		10-2	Virginia Tech (Regional)		2-1	Georgia State (Regional)		7-1	Oregon State (Regional)		
	Vanderbilt	4-3	Coastal Carolina (Super Regional)		11-5	Stetson (Regional)		6-5 (10)	Oregon State (Regional)		
		10-9	Coastal Carolina (Super Regional)	8-2	Stetson (Regional)	5-4 (12)	Stony Brook (Super Regional)				
		3-4	Oklahoma (National)	5-1	UConn (Super Regional)	1-3	Stony Brook (Super Regional)				
		11-4	Arizona State (National)	8-2	UConn (Super Regional)	2-7	Stony Brook (Super Regional)				
		3-2 (12)	Oklahoma (National)	3-4	Oklahoma (National)	Ole Miss	6-2	TCU (Regional)			
		5-1	Clemson (National)	5-4	Texas A&M (National)		6-3	Texas A&M (Regional)			
		4-3	Clemson (National)	7-1	Virginia (National)	2-5	TCU (Regional)				
		7-1	UCLA (National)	3-2 (13)	Virginia (National)	4-7	TCU (Regional)				
		2-1 (11)	UCLA (National)	2-1 (11)	Florida (National)	0-5	Samford (Regional)				
		8-7 (13)	Illinois State (Regional)	5-2	Florida (National)	8-1	UAB (Regional)				
	1-7	Louisville (Regional)	Vanderbilt	10-0	Belmont (Regional)	2-3	Samford (Regional)				
10-4	Illinois State (Regional)	10-2		Troy (Regional)	7-0	Manhattan (Regional)					
7-0	Louisville (Regional)	6-1		Belmont (Regional)	5-4 (12)	Clemson (Regional)					
3-2 (10)	Louisville (Regional)	11-1		Oregon State (Super Regional)	4-3	Clemson (Regional)					
8-9	Florida State (Super Regional)	9-3		Oregon State (Super Regional)	5-0	Oklahoma (Super Regional)					
6-2	Florida State (Super Regional)	7-3		North Carolina (National)	5-1	Oklahoma (Super Regional)					
6-7	Florida State (Super Regional)	1-3		Florida (National)	7-3	Florida (National)					
2011 Alabama	5-3	UCF (Regional)		4-6	Florida (National)	1-2	Arkansas (National)				
	5-9	Florida State (Regional)		2012 Arkansas	5-4	Sam Houston State (Regional)	4-1	Kent State (National)			
	12-5	UCF (Regional)			1-0	Rice (Regional)	2-0	Arkansas (National)			
	1-11	Florida State (Regional)	5-1		Sam Houston State (Regional)	4-3	Arkansas (National)				
	Arkansas	2-3	Charlotte (Regional)		1-8	Baylor (Super Regional)	1-5	Arizona (National)			
3-0		New Mexico (Regional)	5-4		Baylor (Super Regional)	1-4	Arizona (National)				
11-3		Charlotte (Regional)	1-0 (10)	Baylor (Super Regional)	8-2	UNCW (Regional)					
Florida	4-13	Arizona State (Regional)	8-1	Kent State (National)	9-8	N.C. State (Regional)					
	Florida	17-3	Manhattan (Regional)	2-1	South Carolina (National)	5-6	N.C. State (Regional)				
		5-4	Miami (Regional)	0-2	South Carolina (National)	7-9	N.C. State (Regional)				
	11-4	Miami (Regional)	2-3	South Carolina (National)	2013 Alabama	2-5	Troy (Regional)				
	11-1	Miss. State (Super Regional)	4-0	Bethune-Cookman (Regional)		3-2	Savannah State (Regional)				
	3-4	Miss. State (Super Regional)	6-2	Georgia Tech (Regional)		8-9	Troy (Regional)				
	8-6	Miss. State (Super Regional)	15-3	Georgia Tech (Regional)		Arkansas	1-4	Bryant (Regional)			
	8-4	Texas (National)	7-1	N.C. State (Super Regional)			3-1	Wright State (Regional)			
	3-1	Vanderbilt (National)	Florida	Florida	4-0	Bethune-Cookman (Regional)	12-3	Bryant (Regional)			
	6-4	Vanderbilt (National)			6-2	Georgia Tech (Regional)	3-4	Kansas State (Regional)			
1-2 (11)	South Carolina (National)	6-2			Georgia Tech (Regional)	Florida	3-4	Austin Peay (Regional)			
2-5	South Carolina (National)	6-2			Georgia Tech (Regional)		4-5	Valparaiso (Regional)			
Georgia	1-2	Creighton (Regional)			7-1	N.C. State (Super Regional)	LSU	11-7	Jackson State (Regional)		
	7-3	UALR (Regional)			8-5	Sam Houston (Regional)					



TOURNAMENTS

ALABAMA • ARKANSAS • AUBURN • FLORIDA • GEORGIA • KENTUCKY • LSU • OLE MISS

NCAA TOURNAMENT RESULTS

Year	School	Score	Opponent	Year	School	Score	Opponent	Year	School	Score	Opponent
		2-0	Oklahoma (Super Regional)			10-0	Bucknell (Regional)	2015	Arkansas	8-6	Oral Roberts (Regional)
		11-1	Oklahoma (Super Regional)		Florida	2-9	Virginia (Regional)			7-5	Oklahoma State (Regional)
		1-2	UCLA (National)			2-3	College of Charleston (Regional)			4-3	St. John's (Regional)
		2-4	North Carolina (National)				2-5	North Carolina (Regional)		18-4	Missouri State (Super Regional)
	Ole Miss	2-4	William & Mary (Regional)		Kentucky	6-10	Kansas (Regional)			1-3	Missouri State (Super Regional)
		8-4	Binghamton (Regional)			4-2	Kent State (Regional)			3-2	Missouri State (Super Regional)
		1-4	William & Mary (Regional)			8-6	Kansas (Regional)			3-5	Virginia (National)
	Miss. State	5-3	C. Arkansas (Regional)		LSU	1-4	Louisville (Regional)		Auburn	3-4	Miami (National)
		6-2	S. Alabama (Regional)			8-4	Saint Louis (Regional)			6-7	Charleston (Regional)
		2-5	C. Arkansas (Regional)			5-1	Houston (Regional)			1-0	Mercer (Regional)
		6-1	C. Arkansas (Regional)			4-5	Houston (Regional)			2-3	Charleston (Regional)
		11-6	Virginia (Super Regional)			2-12	Houston (Regional)		Florida	19-0	Florida A&M (Regional)
		6-5	Virginia (Super Regional)		Ole Miss	12-2	Jacksonville State (Regional)			8-2	USF (Regional)
		5-4	Oregon State (National)			2-1	Washington (Regional)			2-1	Florida Atlantic (Regional)
		5-4	Indiana (National)			3-2	Washington (Regional)			13-5	Florida State (Super Regional)
		4-1	Oregon State (National)			5-9	Louisiana-Lafayette (Super Regional)			11-4	Florida State (Super Regional)
		1-3	UCLA (National)			5-2	Louisiana-Lafayette (Super Regional)			15-3	Miami (National)
	S. Carolina	0-8	UCLA (National)			10-4	Louisiana-Lafayette (Super Regional)			0-1	Virginia (National)
		7-3	SE Louisiana (Regional)			1-2	Virginia (National)		LSU	10-2	Miami (National)
		19-3	Liberty (Regional)			2-1	Texas Tech (National)			10-5	Virginia (National)
		6-4	Liberty (Regional)			6-4	TCU (National)			4-5	Virginia (National)
		5-6	N. Carolina (Super Regional)			1-4	Virginia (National)			10-3	Lehigh (Regional)
		8-0	N. Carolina (Super Regional)		Miss. State	5-2	San Diego State (Regional)			2-0	UNC Wilmington (Regional)
		4-5	N. Carolina (Super Regional)			3-1	Jackson State (Regional)			2-0	UNC Wilmington (Regional)
	Texas A&M	4-6	UCSB (Regional)			8-14	Louisiana-Lafayette (Regional)			4-3	UL-Lafayette (Super Regional)
		6-1	UTSA (Regional)			3-5	Louisiana-Lafayette (Regional)			6-3	UL-Lafayette (Super Regional)
		5-4	UCSB (Regional)		S. Carolina	5-2	Campbell (Regional)		Ole Miss	3-10	TCU (National)
		1-6	Oregon State (Regional)			3-4	Maryland (Regional)			5-3	Cal State Fullerton (National)
	Vanderbilt	9-1	ETSU (Regional)			9-0	Campbell (Regional)		Texas A&M	5-0	Texas Southern (Regional)
		10-4	Illinois (Regional)		Texas A&M	1-10	Maryland (Regional)			1-2	Cal (Regional)
		0-5	Georgia Tech (Regional)			1-8	Texas (Regional)			8-1	Cal (Regional)
		7-1	Georgia Tech (Regional)			7-3	George Mason (Regional)			4-3	Coastal Carolina (Regional)
		3-5	Louisville (Super Regional)			9-8	Rice (Regional)			4-3	Cal (Regional)
		1-2	Louisville (Super Regional)			3-2	Texas (Regional)			3-1	Cal (Regional)
						1-4	Texas (Regional)			4-13	TCU (Super Regional)
2014	Alabama	0-1	Kennesaw State (Regional)		Vanderbilt	11-0	Xavier (Regional)			2-1	TCU (Super Regional)
		6-5	Florida State (Regional)			7-2	Oregon (Regional)		Vanderbilt	4-5	TCU (Super Regional)
		6-0	Georgia Southern (Regional)			3-2	Oregon (Regional)			9-1	Lipscomb (Regional)
		4-1	Kennesaw State (Regional)			3-2	Oregon (Regional)			5-4	Indiana (Regional)
		2-4	Kennesaw State (Regional)			11-6	Stanford (Super Regional)			21-0	Radford (Regional)
	Arkansas	3-2	Liberty (Regional)			4-5	Stanford (Super Regional)			13-0	Illinois (Super Regional)
		0-3	Virginia (Regional)			12-5	Stanford (Super Regional)			4-2	Illinois (Super Regional)
						5-3	Louisville (National)			4-3	Cal State Fullerton (National)
						6-4	UC-Irvine (National)			1-0	TCU (National)
						0-4	Texas (National)			7-1	TCU (National)
						4-3	Texas (National)			5-1	Virginia (National)
						9-8	Virginia (National)			0-3	Virginia (National)
						2-7	Virginia (National)			2-4	Virginia (National)
						3-2	Virginia (National)				

SECSPORTS.COM

POLLS



BASEBALL



POLLS

ALABAMA • ARKANSAS • AUBURN • FLORIDA • GEORGIA • KENTUCKY • LSU • OLE MISS

FINAL COLLEGIATE BASEBALL POLLS

1959

1. Southern Cal
2. Oklahoma State
3. Western Michigan
4. Arizona
5. Connecticut
6. Notre Dame
7. Clemson
8. Minnesota
9. Fresno State
10. Bradley
11. Texas A&M
12. Penn State
13. Illinois
14. Santa Clara
15. **OLE MISS**
16. Colorado State
17. **GEORGIA TECH**
18. Missouri
19. Southern
20. Rollins

1960

1. Minnesota
2. Oklahoma State
3. Southern Cal
4. Arizona
5. **OLE MISS**
5. North Carolina
7. Arizona State
8. Texas
9. Washington State
10. Detroit
11. Southern
12. Pepperdine
13. California
14. Ohio
15. Notre Dame
16. Sam Houston
17. Citadel
18. St. John's
19. Boston College
20. Colorado State

1961

1. Southern Cal
2. Oklahoma St.
3. Boston College
4. Syracuse
5. Western Mich.
6. Duke
7. Northern Colo.
8. Texas
9. Fresno St.
10. Arizona
11. Navy
12. Michigan

13. Arizona St.
14. California
15. Indiana
16. Minnesota
17. Florida St.
18. Cincinnati
19. Connecticut
20. Detroit
21. North Carolina
22. **LSU**
23. St. John's (N.Y.)
24. West Virginia
25. Baylor
26. Delaware
27. Wake Forest
28. Washington St.
29. Villanova
30. Florida A&M

1962

1. Michigan
2. Santa Clara
3. Texas
4. Florida St.
5. Ithaca
6. Holy Cross
7. Missouri
8. Northern Colo.
9. Fresno St.
10. Western Mich.
11. Illinois
12. Wake Forest
13. **FLORIDA**
14. **MISSISSIPPI STATE**
15. Oregon St.
16. Detroit
17. St. John's (N.Y.)
18. Texas A&M
19. Arizona
20. West Virginia
21. Cal. Poly Pomona
22. Cal. St. Los Angeles
23. Southern Cal
24. Navy
25. Army
26. Arizona St.
27. **AUBURN**
28. Gettysburg
29. Vermont
30. Harvard

1963

1. Missouri
2. Western Michigan
3. Texas
4. Holy Cross
5. Southern Cal
6. Florida State

7. Arizona
8. Penn State
9. Wake Forest
10. Oregon State
11. West Virginia
12. St. John's
13. Temple
14. Illinois
15. Notre Dame
16. Ithaca
17. Oregon
18. Cal Poly Pomona
19. Pepperdine
20. Arizona State

1964

1. Missouri
2. Arizona State
3. **OLE MISS**
4. Southern Cal
5. Texas A&M
6. Minnesota
7. Seton Hall
8. Oregon
9. Santa Clara
10. North Carolina
11. Texas
12. **AUBURN**
13. Wake Forest
14. West Virginia
15. Kent State
16. Western Michigan
17. Cal Poly Pomona
18. UCLA
19. Maine
20. Arizona

1965

1. Arizona St.
2. Ohio St.
3. St. Louis
4. Washington St.
5. Florida St.
6. Connecticut
7. Lafayette
8. Texas
9. Detroit
10. Georgia Tech.
11. Ohio
12. Stanford
13. Holy Cross
14. California
15. Michigan
16. Cal. Poly Pomona
17. Santa Clara
18. Missouri
19. Texas A&M
20. Western Mich.

21. Michigan St.
22. Utah
23. UCLA
24. Southern Cal
25. Arizona
26. Cal. St. Northridge
27. Princeton
28. Rider
29. **MISSISSIPPI STATE**
30. Maryland

1966

1. Ohio St.
2. Oklahoma St.
3. Southern Cal
4. St. John's (N.Y.)
5. Arizona
6. Texas
7. North Carolina
8. Northeastern
9. Florida St.
10. Western Mich.
11. Washington St.
12. Fresno St.
13. Cal. Poly Pomona
14. St. Louis
15. Seton Hall
16. Minnesota
17. Arizona St.
18. Idaho
19. Massachusetts
20. Colby
21. Michigan
22. Chapman
23. Ohio
24. Southern Conn.
25. Boston College
26. **MISSISSIPPI STATE**
27. Clemson
28. East Carolina
29. Lafayette
30. Rutgers

1967

1. Arizona St.
2. Houston
3. Stanford
4. **AUBURN**
5. Rider
6. Boston College
7. Ohio St.
8. Oklahoma St.
9. Clemson
10. Fresno St.
11. Western Mich.
12. Arizona
13. Florida St.
14. Southern Cal

15. Minnesota
16. Michigan
17. Texas
18. Brigham Young
- 19. FLORIDA**
20. West Virginia
21. Air Force
22. Seattle U.
23. East Carolina
24. Notre Dame
25. Massachusetts
26. Connecticut
27. Pittsburgh
28. Idaho
29. Denver
30. St. Louis

1968

1. Southern Cal
2. Ohio State
3. Arizona
4. North Carolina
5. Texas
6. Florida State
7. Western Michigan
8. Washington State
9. Fresno State
10. Oklahoma State
11. Cal Poly Pomona
12. St. Louis
13. St. John's
14. Seton Hall
15. Minnesota
16. Arizona State
17. Idaho
18. Massachusetts
19. Colby
20. Michigan

1969

1. Arizona St.
2. Tulsa
3. New York U.
4. Texas
5. Massachusetts
- 6. OLE MISS**
7. Southern Illinois
8. UCLA
9. Santa Clara
10. Florida St.
11. Minnesota
12. Virginia Tech
13. Oklahoma St.
14. Miami (Fla.)
15. North Carolina
16. Stanford
17. Southern Cal
18. Brigham Young
19. Arizona
20. Tulane

21. Ball St.
22. Ohio
23. Western Michigan
24. Cal. St. Long Beach
25. Boston U.
26. Colgate
27. Seton Hall
28. St. John's (N.Y.)
29. California
30. Clemson

1970

1. Southern Cal
2. Texas
3. Florida State
4. Ohio
5. Iowa State
6. Arizona
7. Dartmouth
8. Delaware
9. Ohio State
- 10. MISSISSIPPI STATE**
11. Southern Illinois
12. Minnesota
13. Washington State
14. Santa Clara
15. Pan American
16. Maryland
- 17. TENNESSEE**
18. Clemson
19. Tulsa
20. Jacksonville
21. Connecticut
22. Notre Dame
23. Cal State Long Beach
24. Arkansas State
25. East Carolina

1971

1. Southern Cal
2. Southern Illinois
3. Tulsa
4. Tex.-Pan American
5. Brigham Young
6. Harvard
- 7. MISSISSIPPI STATE**
8. Seton Hall
9. Santa Clara
10. Georgia Tech.
11. Ohio
12. Miami (Fla.)
13. Cincinnati
14. Michigan St.
15. Gonzaga
16. Iowa St.
17. Texas
18. Arizona St.
19. Washington St.
20. Massachusetts
21. San Jose St.

22. Maryland
23. Florida St.
24. South Alabama
25. Iona
26. Buffalo
27. St. Joseph's (Pa.)
28. Penn St.
29. Miami (Ohio)
30. Oklahoma

1972

1. Arizona State
- 2. OLE MISS**
3. Southern Cal
4. Oklahoma
5. Texas
6. Temple
7. South Alabama
8. Tulsa
9. Iowa
10. Connecticut
11. Jacksonville
12. Stanford
13. Bowling Green
14. Miami, Ohio
15. Pan American
16. Trinity
17. Cal Santa Barbara
18. Northern Illinois
19. Florida State
20. Santa Clara
21. St. John's
22. Michigan State
23. Tulane
24. Penn State
25. Washington State
- 28. VANDERBILT**

1973

1. Southern Cal
2. Arizona State
3. South Alabama
4. Texas
5. Georgia Southern
6. Miami
6. Florida State
- 8. VANDERBILT**
9. Southern Illinois
10. Tulsa
11. Oral Roberts
12. Harvard
13. Oklahoma State
14. Michigan State
15. East Carolina
16. Iowa
17. Oklahoma
18. Colorado
19. Murray
20. Pan American
21. Delaware

22. Jacksonville
23. Toledo
24. Stanford
25. Ohio

1974

1. Miami
2. Texas
3. Oklahoma
4. Southern Illinois
5. Southern Cal
6. Northern Colorado
7. Arizona
8. Seton Hall
9. South Carolina
10. Harvard
11. Georgia Southern
12. Cal State (LA)
13. La. Tech
- 14. VANDERBILT**
15. Pan American
16. Minnesota
17. Iowa
18. Miami, Ohio
19. Arizona State
20. Santa Clara
21. Texas A&M
22. Texas Christian
23. Tulsa
24. Pepperdine
25. East Carolina

1975

1. Florida State
2. Texas
3. Arizona State
4. South Carolina
5. Oklahoma
6. Cal State Fullerton
7. Tulsa
8. Eastern Michigan
9. Seton Hall
10. Pepperdine
11. Southern Cal
12. Miami
13. Arizona
14. Pan American
15. N.C. State
16. South Alabama
17. Michigan
18. St. John's
- 19. LSU**
20. Washington State
21. Maine
22. Temple
23. Murray State
24. Southern Illinois
25. Clemson



POLLS

ALABAMA • ARKANSAS • AUBURN • FLORIDA • GEORGIA • KENTUCKY • LSU • OLE MISS

1976

1. Arizona State
2. Arizona
3. Eastern Michigan
4. Oklahoma
5. Clemson
6. Texas
7. Washington State
- 8. AUBURN**
9. Jacksonville
10. Maine
11. Illinois State
12. Miami
13. Seton Hall
14. Florida State
15. UCLA
16. Temple
17. South Carolina
18. Furman
19. Virginia Tech
20. Michigan
21. Minnesota
22. Memphis State
23. Massachusetts
24. Connecticut
25. Northern Colorado

1977

1. Arizona State
2. Minnesota
3. Southern Illinois
4. South Carolina
5. Clemson
6. Cal State (LA)
7. Baylor
8. Temple
9. Miami
10. Southern Cal
11. Washington State
12. South Alabama
- 13. FLORIDA**
14. Wake Forest
15. Miami, Ohio
16. Texas A&M
17. St. John's
18. Texas
19. Michigan
20. Cal State Fullerton
21. Fresno State
22. Cornell
23. Hawaii
24. San Diego State
25. St. Mary's

1978

1. Southern Cal
2. Arizona State
3. Oral Roberts
4. Miami
5. Michigan

6. Baylor
7. North Carolina
8. Memphis State
9. Arizona
10. St. John's
11. Gonzaga
12. Texas A&M
13. Houston
- 14. MISSISSIPPI STATE**
15. UCLA
16. Washington State
17. Marshall
18. Arkansas
19. Temple

1979

1. Texas
2. Miami (Fla.)
3. Cal State-Fullerton
- 4. MISSISSIPPI STATE**
5. Arizona
6. UCLA
7. Arkansas
8. Pepperdine
9. Clemson
10. Hawaii
11. Delaware
12. Connecticut
13. Georgia Southern
14. Brigham Young
15. Lamar
16. San Diego State
17. Murray State
18. Indiana State
- 19. FLORIDA**
20. Tulane
21. Southern Illinois
22. New Orleans
23. Pan American
24. Michigan State
25. Oklahoma

1980

1. Miami (Fla.)
2. Arizona
3. California
4. Clemson
5. Hawaii
6. Florida State
7. Michigan
8. South Carolina
9. Gonzaga
10. Texas
11. St. John's
12. UNLV
13. Missouri
14. Nebraska
15. Louisiana Tech
16. Oklahoma State
17. Delaware

18. Western Kentucky
19. Arkansas
20. Oral Roberts
21. Pan American
22. East Tennessee State
23. Cal State Fullerton
24. Fresno State
25. Wichita State

1981

1. Arizona State
2. Miami (Fla.)
3. Oklahoma State
4. Texas
5. Michigan
- 6. MISSISSIPPI STATE**
7. Maine
8. South Carolina
9. Cal State Fullerton
10. Oral Roberts
11. Memphis State
12. Eastern Michigan
13. Stanford
14. St. John's
- 15. FLORIDA**
16. Florida State
17. East Tennessee State
18. Lamar
19. Brigham Young
20. Fresno State
21. Hawaii
22. Southern Illinois
23. New Orleans
24. James Madison
25. San Diego State

1982

1. Texas
2. Wichita State
3. Cal State Fullerton
4. Oklahoma State
5. Miami
6. Stanford
7. South Carolina
8. Maine
9. Arizona State
10. Pepperdine
11. New Orleans
12. Stetson
13. Fresno State
14. Middle Tennessee State
15. Eastern Michigan
16. West Virginia
17. Oklahoma
18. Hawaii
19. Nebraska
20. Tulane
21. Houston
22. Florida State
23. Citadel

1983

1. Texas
2. Stanford
3. Oklahoma State
4. Arizona State
5. Michigan
- 6. ALABAMA**
7. Maine
8. James Madison
9. Oral Roberts
10. Miami
11. Fresno State
- 12. MISSISSIPPI STATE**
13. Cal Santa Barbara
14. Delaware
15. Florida State
16. Harvard
17. Brigham Young
18. San Diego State
19. Pan American
20. Cal State Fullerton
21. Citadel
22. Wichita State
23. Tulane
24. Arkansas
25. North Carolina

1984

1. Cal State Fullerton
2. Texas
3. Oklahoma State
4. Arizona State
5. New Orleans
6. Miami
7. Maine
8. Michigan
9. San Diego State
- 10. MISSISSIPPI STATE**
11. South Alabama
12. Stanford
13. Hawaii
14. Fresno State
15. Lamar
16. Oklahoma State
17. Seton Hall
18. Central Michigan
19. Texas A&M
20. East Carolina
21. South Carolina
22. North Carolina
23. UNLV
24. Southern Cal
25. Harvard
- 28. FLORIDA**

1985

1. Miami
2. Texas
3. Arkansas
- 4. MISSISSIPPI STATE**
5. Oklahoma State
6. Stanford
7. Arizona State
8. South Carolina
9. Pepperdine
10. Michigan
- 11. FLORIDA**
12. Fresno State
13. Wichita State
14. Lamar
15. Oklahoma
16. Nebraska
17. Georgia Tech
18. LaSalle
19. Oral Roberts
20. Florida State
21. New Orleans
22. Houston
23. Virginia
- 24. LSU**
25. Brigham Young

1986

1. Arizona
2. Florida State
3. Miami
4. Oklahoma State
- 5. LSU**
6. Loyola Marymount
7. Indiana State
8. Maine
9. South Florida
10. Hawaii
11. Cal Santa Barbara
12. Tulane
13. UCLA
14. Pepperdine
15. Stanford
16. Texas
17. Georgia Tech
18. Texas A&M
19. La. Tech
20. Central Michigan
- 21. ALABAMA**
22. Oklahoma
23. Oregon State
24. Arkansas
25. Pan American

1987

1. Stanford
2. Oklahoma State
3. Texas
- 4. LSU**
5. Florida State

6. Arkansas
- 7. GEORGIA**
8. Arizona State
9. Cal State Fullerton
10. Clemson
11. Oral Roberts
12. UCLA
13. Texas A&M
14. Houston
15. South Alabama
16. New Orleans
17. Pepperdine
18. Washington State
19. Hawaii
- 20. AUBURN**
21. Sam Houston
22. Seton Hall
23. Michigan
24. Rider
25. Georgia Tech

1988

1. Stanford
2. Arizona State
3. Cal State Fullerton
4. Wichita State
5. Miami
- 6. FLORIDA**
7. Fresno State
8. California
9. Oklahoma State
10. Texas
11. Texas A&M
12. Pepperdine
13. Southern Cal
- 14. KENTUCKY**
15. Florida State
16. Washington State
17. South Carolina
18. Loyola Marymount
19. Michigan
20. Stetson
21. Clemson
22. Central Michigan
- 23. MISSISSIPPI STATE**
24. Oklahoma
25. UNLV

1989

1. Wichita State
2. Texas
3. Florida State
- 4. LSU**
5. Arkansas
6. Miami
7. Long Beach State
8. North Carolina
9. Texas A&M
- 10. MISSISSIPPI STATE**
11. Arizona

12. Michigan
13. Fresno State
14. Clemson
15. Oklahoma State
16. LeMoyné
17. Arizona State
18. Loyola Marymount
19. Oklahoma
20. South Alabama
21. Villanova
22. Indiana State
23. Notre Dame
24. Illinois
25. Central Florida

1990

- 1. GEORGIA**
2. Oklahoma State
3. Stanford
- 4. LSU**
- 5. MISSISSIPPI STATE**
6. Citadel
7. Cal State Fullerton
8. Georgia Southern
9. Arizona State
10. Florida State
11. Southern Cal
12. Miami
13. Texas
14. Arkansas
15. San Diego State
16. Southern Illinois
17. South Alabama
18. Washington State
19. UCLA
20. Wichita State
21. North Carolina
22. Creighton
23. Illinois
24. Houston
25. Loyola Marymount

1991

- 1. LSU**
2. Wichita State
3. Creighton
- 4. FLORIDA**
5. Long Beach State
6. Fresno State
7. Florida State
8. Clemson
9. Oklahoma State
10. Cal State Northridge
11. Texas
12. Hawaii
13. Southern Cal
14. Miami
15. SW Louisiana
16. Texas A&M
17. Maine

18. Stanford
19. Pepperdine
20. California
21. Ohio State
- 22. MISSISSIPPI STATE**
23. South Alabama
24. Southern Miss
- 25. ALABAMA**

1992

1. Pepperdine
2. Cal State Fullerton
3. Miami
4. Texas
5. Florida State
6. Oklahoma
7. Wichita State
8. California
- 9. LSU**
10. Clemson
11. Hawaii
12. Arizona
13. Oklahoma State
14. Notre Dame
15. Texas A&M
- 16. FLORIDA**
17. Western Carolina
18. Stanford
19. Ohio State
20. UCLA
- 21. MISSISSIPPI STATE**
22. Virginia
23. Long Beach State
24. Georgia Tech
25. Minnesota
- 28. SOUTH CAROLINA**

1993

- 1. LSU**
2. Wichita State
3. Long Beach State
4. Oklahoma State
5. Texas A&M
6. Texas
7. Arizona State
8. Kansas
9. Arizona
10. Fresno State
11. Notre Dame
12. Ohio State
13. Georgia Tech
14. St. John's
15. Cal State Northridge
16. Pepperdine
17. Clemson
18. Southern Cal
19. Cal State Fullerton
- 20. TENNESSEE**
21. N.C. State
22. Florida State



POLLS

ALABAMA • ARKANSAS • AUBURN • FLORIDA • GEORGIA • KENTUCKY • LSU • OLE MISS

- 23. North Carolina
- 24. UCLA
- 25. MISSISSIPPI STATE**
- 28. AUBURN**
- 29. SOUTH CAROLINA**

1994

- 1. Oklahoma
- 2. Georgia Tech
- 3. Cal State Fullerton
- 4. Arizona State
- 5. Miami
- 6. Florida State
- 7. LSU**
- 8. AUBURN**
- 9. Clemson
- 10. TENNESSEE**
- 11. Ohio State
- 12. Oklahoma State
- 13. Stanford
- 14. Southern Cal
- 15. Texas
- 16. Washington
- 17. Wichita State
- 18. Notre Dame
- 19. Nevada
- 20. Long Beach State
- 21. FLORIDA**
- 22. Brigham Young
- 23. Memphis
- 24. Jacksonville
- 25. Kansas

1995

- 1. Cal State Fullerton
- 2. Southern California
- 3. Miami
- 4. TENNESSEE**
- 5. Florida State
- 6. Stanford
- 7. Clemson
- 8. Oklahoma
- 9. AUBURN**
- 10. Texas Tech
- 11. Oklahoma State
- 12. Texas A&M
- 13. Wichita State
- 14. ALABAMA**
- 15. Rice
- 16. Long Beach State
- 17. OLE MISS**
- 18. LSU**
- 19. Pepperdine
- 20. Florida International
- 21. Central Florida
- 22. Fresno State
- 23. Texas
- 24. Winthrop
- 25. North Carolina

1996

- 1. LSU**
- 2. Miami
- 3. FLORIDA**
- 4. Clemson
- 5. ALABAMA**
- 6. Florida State
- 7. Wichita State
- 8. Oklahoma State
- 9. Southern California
- 10. Cal State Northridge
- 11. Stanford
- 12. TENNESSEE**
- 13. Cal State Fullerton
- 14. Georgia Southern
- 15. UCLA
- 16. Texas
- 17. Texas Tech
- 18. Georgia Tech
- 19. Virginia
- 20. Massachusetts
- 21. South Florida
- 22. Stetson
- 23. South Alabama
- 24. Tulane
- 25. Rice

1997

- 1. LSU**
- 2. ALABAMA**
- 3. Miami (Fla.)
- 4. Stanford
- 5. AUBURN**
- 6. MISSISSIPPI STATE**
- 7. Rice
- 8. UCLA
- 9. Florida State
- 10. Georgia Tech
- 11. Texas Tech
- 12. Oklahoma State
- 13. Southern Cal
- 14. Arizona State
- 15. Washington
- 16. South Alabama
- 17. Oklahoma
- 18. Fresno State
- 19. Santa Clara
- 20. FLORIDA**
- 21. Cal State-Fullerton
- 22. TENNESSEE**
- 23. N.C. State
- 24. Long Beach State
- 25. Wichita State

1998

- 1. Southern California
- 2. Arizona State
- 3. LSU**
- 4. Long Beach State
- 5. Miami (Fla.)

6. MISSISSIPPI STATE

- 7. FLORIDA**
- 8. Florida State
- 9. Stanford
- 10. Wichita State
- 11. Cal State Fullerton
- 12. AUBURN**
- 13. Washington
- 14. Texas A&M
- 15. Georgia Tech
- 16. ALABAMA**
- 17. Rice
- 18. North Carolina
- 19. SOUTH CAROLINA**
- 20. Illinois
- 21. South Alabama
- 22. Oklahoma
- 23. Clemson
- 24. Harvard
- 25. Tulane

1999

- 1. Miami (Fla.)
- 2. Florida State
- 3. Stanford
- 4. ALABAMA**
- 5. Rice
- 6. Cal State Fullerton
- 7. Texas A&M
- 8. Oklahoma State
- 9. Baylor
- 10. Wake Forest
- 11. Ohio State
- 12. Southern California
- 13. Clemson
- 14. LSU**
- 15. AUBURN**
- 16. Wichita State
- 17. ARKANSAS**
- 18. East Carolina
- 19. Pepperdine
- 20. Florida Atlantic
- 21. Tulane
- 22. Texas Tech
- 23. Southwestern Louisiana
- 24. Houston
- 25. Minnesota
- 26. Nevada
- 27. SW Missouri State
- 28. North Carolina
- 29. Long Beach State
- 30. MISSISSIPPI STATE**

2000

- 1. LSU**
- 2. Stanford
- 3. Florida State
- 4. La.-Lafayette
- 5. Southern California
- 6. Clemson

- 7. Texas
- 8. San Jose State
- 9. SOUTH CAROLINA**
- 10. Georgia Tech
- 11. Nebraska
- 12. Arizona State
- 13. Houston
- 14. Miami
- 15. MISSISSIPPI STATE**
- 16. UCLA
- 17. FLORIDA**
- 18. Baylor
- 19. Penn State
- 20. Wake Forest
- 21. North Carolina
- 22. Cal State Fullerton
- 23. Stetson
- 24. Loyola Marymount
- 25. AUBURN**
- 26. Rice
- 27. ALABAMA**
- 28. Wichita State
- 29. East Carolina
- 30. Central Florida

2001

- 1. Miami
- 2. Stanford
- 3. Cal State Fullerton
- 4. TENNESSEE**
- 5. Southern California
- 6. Tulane
- 7. Nebraska
- 8. GEORGIA**
- 9. Florida State
- 10. LSU**
- 11. East Carolina
- 12. Notre Dame
- 13. Clemson
- 14. MISSISSIPPI STATE**
- 15. SOUTH CAROLINA**
- 16. Rice
- 17. Central Florida
- 18. Wake Forest
- 19. Florida International
- 20. Pepperdine
- 21. Texas Tech
- 22. Baylor
- 23. Arizona State
- 24. Va. Commonwealth
- 25. Rutgers
- 26. U.C. Santa Barbara
- 27. Georgia Tech
- 28. Texas
- 29. Winthrop
- 30. AUBURN**

2002

- 1. Texas
- 2. SOUTH CAROLINA**

3. Clemson
4. Stanford
5. Georgia Tech
6. Notre Dame
7. Rice
8. Nebraska
9. Florida St.
10. Houston
- 11. LSU**
12. Southern Calif.
13. Richmond
14. Wake Forest
15. Florida Atlantic
- 16. ALABAMA**
17. Miami, Fla.
- 18. ARKANSAS**
19. North Carolina
- 20. FLORIDA**
21. Oral Roberts
22. Wichita St.
23. Ca. St. Northridge
24. Texas Tech.
25. South Alabama
26. Arizona St.
27. Long Beach St.
28. Ca. St. Fullerton
29. San Jose St.
30. La.-Lafayette

2003

1. Rice
2. Stanford
3. Cal. St. Fullerton
4. Texas
5. Miami, Fla.
- 6. SOUTH CAROLINA**
- 7. LSU**
8. S.W. Missouri St.
9. Florida St.
10. Arizona St.
11. Long Beach St.
12. N. Carolina St.
13. Baylor
14. Georgia Tech.
15. Nebraska
16. Houston
17. Texas A&M
18. Ohio St.
19. North Carolina
- 20. AUBURN**
21. Richmond
22. Lamar
23. Florida Atlantic
- 24. MISSISSIPPI STATE**
25. Southern Miss.
26. UNLV
27. Washington
28. Notre Dame
29. South Alabama
30. U.C. Riverside

2004

1. Cal. St. Fullerton
2. Texas
- 3. SOUTH CAROLINA**
- 4. GEORGIA**
5. Miami, Fla.
6. Arizona
- 7. ARKANSAS**
- 8. LSU**
9. Stanford
10. Rice
11. Georgia Tech.
12. Long Beach St.
13. East Carolina
14. Florida St.
15. Tulane
16. Texas A&M
- 17. VANDERBILT**
- 18. FLORIDA**
19. Notre Dame
20. Virginia
21. Washington
22. Oral Roberts
23. Arizona St.
- 24. OLE MISS**
25. Central Florida
26. Clemson
27. North Carolina
28. Wichita St.
29. Col. of Charleston
30. Florida Atlantic

2005

1. Texas
- 2. FLORIDA**
3. Arizona St.
4. Baylor
5. Tulane
6. Nebraska
7. Oregon St.
- 8. TENNESSEE**
9. Cal. St. Fullerton
10. Georgia Tech
- 11. OLE MISS**
12. Arizona
13. Clemson
14. Miami, Fla.
15. Florida St.
16. Rice
17. Southern Califor.
18. Long Beach St.
- 19. LSU**
- 20. ALABAMA**
21. North Carolina
22. Col. of Charleston
23. Pepperdine
24. Louisiana-Laf.
25. Coastal Carolina
- 26. SOUTH CAROLINA**
27. Wichita St.

28. Creighton
29. Texas Christian
30. St. John's

2006

1. Oregon St.
2. North Carolina
3. Rice
4. Cal. St. Fullerton
5. Clemson
6. Miami, Fla.
- 7. GEORGIA**
8. Georgia Tech.
- 9. ALABAMA**
- 11. OLE MISS**
- 12. SOUTH CAROLINA**
13. Col. of Charleston
14. Oral Roberts
15. Stanford
16. Missouri
17. Texas
- 18. KENTUCKY**
19. Evansville
20. Virginia
21. Houston
22. Nebraska
23. Oklahoma St.
24. Florida St.
- 25. ARKANSAS**
26. Baylor
27. Tulane
28. Fresno St.
29. North Carolina St.
30. Pepperdine

2007

1. Oregon St.
2. North Carolina
3. Rice
4. U.C. Irvine
5. Arizona St.
6. Louisville
7. Cal. St. Fullerton
- 8. MISSISSIPPI STATE**
- 9. VANDERBILT**
10. Florida St.
- 11. SOUTH CAROLINA**
12. Clemson
13. Wichita St.
14. Texas A&M
15. Virginia
16. San Diego
17. Texas
- 18. ARKANSAS**
- 19. OLE MISS**
20. Michigan
21. Oklahoma St.
22. Arizona
23. UCLA

24. Coastal Carolina
25. U.C. Riverside
26. Long Beach St.
27. Missouri
28. Texas Christian
29. N.C. Charlotte
30. Rutgers

2008

1. Fresno St.
- 2. GEORGIA**
3. North Carolina
4. Stanford
5. Miami, Fla.
- 6. LSU**
7. Florida St.
8. Rice
9. Arizona St.
10. Texas A&M
11. Ca. St. Fullerton
12. Wichita St.
13. Arizona
14. U.C. Irvine
15. N.C. State
16. Coastal Carolina
17. San Diego
18. Oklahoma St.
19. Long Beach St.
20. Michigan
21. Missouri
22. Nebraska
23. California
24. Georgia Tech.
25. Texas
26. Texas Christian
- 27. VANDERBILT**
- 28. SOUTH CAROLINA**
29. St. John's
- 30. KENTUCKY**

2009

- 1. LSU**
2. Texas
3. Arizona St.
- 4. ARKANSAS**
5. North Carolina
6. Virginia
7. Cal. St. Fullerton
8. Southern Miss.
9. U.C. Irvine
10. Florida St.
11. Rice
- 12. OLE MISS**
- 13. FLORIDA**
14. Louisville
15. Clemson
16. East Carolina
17. Texas Christian
18. Georgia Tech.
19. Oklahoma



POLLS

ALABAMA • ARKANSAS • AUBURN • FLORIDA • GEORGIA • KENTUCKY • LSU • OLE MISS

- 20. Miami, Fla.
- 21. SOUTH CAROLINA**
- 22. Kansas St.
- 23. Western Kentucky
- 24. Oregon St.
- 25. Ohio St.
- 26. Minnesota
- 27. Oklahoma St.
- 28. ALABAMA**
- 29. VANDERBILT**
- 30. Coastal Carolina

2010

- 1. SOUTH CAROLINA**
- 2. UCLA
- 3. Texas Christian
- 4. Clemson
- 5. Oklahoma
- 6. Florida St.
- 7. Arizona St.
- 8. FLORIDA**
- 9. Texas
- 10. Virginia
- 11. Coastal Carolina
- 12. Ca. St. Fullerton
- 13. Miami, Fla.
- 14. VANDERBILT**
- 15. ARKANSAS**
- 16. ALABAMA**
- 17. Georgia Tech.
- 18. Texas A&M
- 19. Louisville
- 20. AUBURN**
- 21. Washington St.
- 22. U.C. Irvine
- 23. St. John's
- 24. OLE MISS**
- 25. LSU**
- 26. Rice
- 27. Oregon
- 28. Connecticut
- 29. Col. of Charleston
- 30. Hawaii

2011

- 1. SOUTH CAROLINA**
- 2. FLORIDA**
- 3. Virginia
- 4. VANDERBILT**
- 5. North Carolina

- 6. California
- 7. Texas
- 8. Texas A&M
- 9. Florida St.
- 10. Oregon St.
- 11. Arizona St.
- 12. U.C. Irvine
- 13. Connecticut
- 14. Stanford
- 15. MISSISSIPPI STATE**
- 16. Dallas Baptist
- 17. Texas Christian
- 18. Cal. St. Fullerton
- 19. Georgia Tech
- 20. UCLA
- 21. Clemson
- 22. Miami, Fla.
- 23. Oral Roberts
- 24. Rice
- 25. Arizona
- 26. Kent St.
- 27. Coastal Carolina
- 28. Creighton
- 29. ARKANSAS**
- 30. Stetson

2012

- 1. Arizona
- 2. SOUTH CAROLINA**
- 3. ARKANSAS**
- 4. Florida St.
- 5. UCLA
- 6. Kent St.
- 7. FLORIDA**
- 8. Stony Brook
- 9. LSU**
- 10. Baylor
- 11. Oregon
- 12. N.C. State
- 13. Oklahoma
- 14. Stanford
- 15. St. John's
- 16. Texas Christian
- 17. North Carolina
- 18. Rice
- 19. Texas A&M
- 20. Arizona St.
- 21. KENTUCKY**
- 22. Cal. St. Fullerton
- 23. Purdue
- 24. MISSISSIPPI STATE**

- 25. Oregon St.
- 26. Central Florida
- 28. Pepperdine
- 29. Appalachian St.
- 30. Louisville

2013

- 1. UCLA
- 2. MISSISSIPPI STATE**
- 3. North Carolina
- 4. Oregon St.
- 5. N.C. State
- 6. Indiana
- 7. LSU**
- 8. Louisville
- 9. VANDERBILT**
- 10. Cal St. Fullerton
- 11. Virginia
- 12. Florida St.
- 13. SOUTH CAROLINA**
- 14. Rice
- 15. Kansas St.
- 16. Oklahoma
- 17. Oregon
- 18. ARKANSAS**
- 19. Arizona St.
- 20. Virginia Tech
- 21. Cal Poly
- 22. Oklahoma St.
- 23. Troy
- 24. Florida Atlantic
- 25. Central Arkansas
- 26. Liberty
- 27. Clemson
- 28. William & Mary
- 29. Austin Peay
- 30. San Diego

2014

- 1. VANDERBILT**
- 2. Virginia
- 3. Texas
- 4. OLE MISS**
- 5. TCU
- 6. UC Irvine
- 7. Louisville
- 8. Texas Tech
- 9. Louisiana-Lafayette
- 10. Oklahoma State
- 11. Houston

- 12. Pepperdine
- 13. Kennesaw State
- 14. Maryland
- 15. Stanford
- 16. College of Charleston
- 17. Oregon State
- 18. Miami (Fla.)
- 19. Cal Poly
- 20. Indiana
- 21. LSU**
- 22. Washington
- 23. Florida State
- 24. FLORIDA**
- 25. SOUTH CAROLINA**
- 26. Rice
- 27. Oregon
- 28. MISSISSIPPI STATE**
- 29. Cal State Fullerton
- 30. ARKANSAS**

2015

- 1. Virginia
- 2. VANDERBILT**
- 3. FLORIDA**
- 4. TCU
- 5. LSU**
- 6. Miami
- 7. ARKANSAS**
- 8. Cal State Fullerton
- 9. Illinois
- 10. Louisville
- 11. TEXAS A&M**
- 12. Florida State
- 13. Missouri State
- 14. Maryland
- 15. VCU
- 16. Louisiana-Lafayette
- 17. UCLA
- 18. Oregon State
- 19. Oklahoma State
- 20. Iowa
- 21. St. John's
- 22. Radford
- 23. California
- 24. Southern California
- 25. U.C. Santa Barbara
- 26. Notre Dame
- 27. Dallas Baptist
- 28. College of Charleston
- 29. Rice
- 30. Florida Atlantic

FINAL USA TODAY/ESPN BASEBALL WEEKLY TOP 25

1992

1. Pepperdine
2. Cal State Fullerton
3. Miami (Fla.)
4. Texas
5. Wichita State
6. Florida State
7. Oklahoma
- 8. LSU**
9. Clemson
10. California
11. Oklahoma State
12. Hawaii
- 13. FLORIDA**
14. Notre Dame
15. Stanford
16. North Carolina State
17. Arizona
18. Long Beach State
19. Georgia Tech
20. Texas A&M
- 21. MISSISSIPPI STATE**
22. Cal State Northridge
23. Western Carolina
24. UCLA
25. Ohio State

1993

- 1. LSU**
2. Wichita State
3. Long Beach State
4. Texas A&M
5. Oklahoma State
6. Texas
7. Arizona State
8. Kansas
9. Georgia Tech
10. Arizona
11. North Carolina State
12. Fresno State
13. Florida State
14. Pepperdine
15. Cal State Fullerton
16. Clemson
17. Notre Dame
18. Ohio State
- 19. TENNESSEE**
20. Southern Cal
- 21. MISSISSIPPI STATE**
22. UCLA
23. North Carolina
24. Baylor
- 25. SOUTH CAROLINA**

1994

1. Oklahoma
2. Georgia Tech

3. Arizona State
4. Cal State Fullerton
5. Miami (Fla.)
6. Florida State
- 7. LSU**
- 8. AUBURN**
9. Clemson
10. Oklahoma State
11. Southern Cal
- 12. TENNESSEE**
13. Ohio State
14. Texas
15. Washington
16. Long Beach State
17. Notre Dame
18. Wichita State
19. Memphis
20. Stanford
21. North Carolina State
22. Nevada
- 23. FLORIDA**
24. Kansas
25. Minnesota

1995

1. Cal State Fullerton
2. Southern Cal
3. Miami (Fla.)
4. Florida State
- 5. TENNESSEE**
6. Stanford
7. Clemson
8. Oklahoma
9. Texas Tech
- 10. AUBURN**
11. Oklahoma State
12. Rice
13. Texas A&M
- 14. LSU**
- 15. ALABAMA**
16. Wichita State
17. Long Beach State
18. Texas
- 19. OLE MISS**
20. Central Florida
21. Florida International
22. Pepperdine
23. Fresno State
24. North Carolina
25. South Alabama

1996

- 1. LSU**
2. Miami (Fla.)
- 3. FLORIDA**
4. Clemson
5. Florida State
- 6. ALABAMA**

7. Wichita State
8. Oklahoma State
9. Southern Cal
10. Cal State Northridge
11. Cal State Fullerton
12. Texas Tech
- 13. TENNESSEE**
14. Stanford
15. Rice
16. UCLA
17. Virginia
18. South Florida
19. Texas
20. Georgia Tech
21. Georgia Southern
22. UNLV
23. Massachusetts
- 24. MISSISSIPPI STATE**
25. South Alabama

1997

- 1. LSU**
- 2. ALABAMA**
3. Miami (Fla.)
4. Stanford
- 5. AUBURN**
- 6. MISSISSIPPI STATE**
7. UCLA
8. Rice
9. Florida State
10. Southern Cal
11. Georgia Tech
12. Oklahoma State
13. Arizona State
14. Texas Tech
15. Washington
16. South Alabama
17. Wichita State
- 18. FLORIDA**
- 19. TENNESSEE**
20. N.C. State
21. Oklahoma
22. Texas A&M
23. Fresno State
24. Clemson
25. Long Beach State

1998

1. Southern California
2. Arizona State
- 3. LSU**
4. Long Beach State
5. Miami (Fla.)
- 6. MISSISSIPPI STATE**
- 7. FLORIDA**
8. Florida State
- 9. ALABAMA**
10. Stanford

11. Texas A&M
12. Cal State Fullerton
- 13. AUBURN**
14. Wichita State
15. Rice
16. South Alabama
17. Washington
- 18. SOUTH CAROLINA**
19. Clemson
20. Georgia Tech
21. Oklahoma
22. Baylor
23. Texas Tech
24. North Carolina
25. Illinois

1999

1. Miami (Fla.)
2. Florida State
3. Stanford
- 4. ALABAMA**
5. Rice
6. Cal State Fullerton
7. Texas A&M
8. Oklahoma State
9. Baylor
10. Wake Forest
- 11. AUBURN**
12. Ohio State
13. Southern California
14. Clemson
15. Wichita State
- 16. LSU**
17. Pepperdine
18. Southwestern Louisiana
19. Tulane
- 20. ARKANSAS**
21. Texas Tech
22. Florida Atlantic
23. East Carolina
- 24. MISSISSIPPI STATE**
- 25. NEBRASKA**

2000

- 1. LSU**
2. Stanford
3. Florida State
4. Southern Cal
5. Clemson
6. Louisiana-Lafayette
7. Texas
- 8. SOUTH CAROLINA**
9. San Jose State
10. Georgia Tech
11. Nebraska
12. Houston
13. Miami (Fla.)
- 14. MISSISSIPPI STATE**



POLLS

ALABAMA • ARKANSAS • AUBURN • FLORIDA • GEORGIA • KENTUCKY • LSU • OLE MISS

- 15. UCLA
- 16. Arizona State
- 17. Baylor
- 18. Penn State
- 19. North Carolina
- 20. AUBURN**
- 21. FLORIDA**
- 22. ALABAMA**
- 23. Cal State Fullerton
- 24. Wake Forest
- 25. Loyola Marymount

2001

- 1. Miami (Fl.)
- 2. Stanford
- 3. Cal State Fullerton
- 4. Southern California
- 5. TENNESSEE**
- 6. Tulane
- 7. Nebraska
- 8. GEORGIA**
- 9. LSU**
- 10. Florida State
- 11. East Carolina
- 12. Rice
- 13. SOUTH CAROLINA**
- 14. Clemson
- 15. Notre Dame
- 16. Central Florida
- 17. MISSISSIPPI STATE**
- 18. Florida Int.
- 19. Wake Forest
- 20. Pepperdine
- 21. Georgia Tech
- 22. Arizona State
- 23. Texas Tech
- 24. South Alabama
- 25. Baylor

2002

- 1. Texas
- 2. SOUTH CAROLINA**
- 3. Clemson
- 4. Stanford
- 5. Georgia Tech
- 6. Rice
- 7. Notre Dame
- 8. Nebraska
- 9. Florida State
- 10. Houston
- 11. LSU**
- 12. ALABAMA**
- 13. Wake Forest
- 14. Southern California
- 15. FLORIDA**
- 16. Richmond
- 17. Wichita State
- 18. Florida Atlantic
- 19. Arizona State
- 20. Miami (Fl.)

- 21. North Carolina
- 22. ARKANSAS**
- 23. Cal State Northridge
- 24. East Carolina
- 25. San Jose State

2003

- 1. Rice
- 2. Stanford
- 3. Cal St. Fullerton
- 4. Texas
- 5. Miami
- 6. LSU**
- 7. SOUTH CAROLINA**
- 8. Florida State
- 9. Arizona State
- 10. Long Beach State
- 11. SW Missouri State
- 12. NC State
- 13. Baylor
- 14. Nebraska
- 15. Texas A&M
- 16. Georgia Tech
- 17. AUBURN**
- 18. Southern Mississippi
- 19. MISSISSIPPI STATE**
- 20. Ohio State
- 21. North Carolina
- 22. UNLV
- 23. Richmond
- 24. Houston
- 25. Florida Atlantic

2004

- 1. CS Fullerton
- 2. Texas
- 3. SOUTH CAROLINA**
- 4. Miami, Fla.
- 5. GEORGIA**
- 6. LSU**
- 7. Arizona
- (TIE) ARKANSAS**
- 9. East Carolina
- (tie) Long Beach State
- 11. Rice
- 12. Georgia Tech
- 13. Stanford
- 14. Florida State
- 15. Texas A&M
- 16. FLORIDA**
- 17. Tulane
- 18. VANDERBILT**
- 19. Notre Dame
- 20. Arizona State
- 21. Virginia
- 22. Wichita State
- 23. Washington
- 24. North Carolina
- 25. OLE MISS**

2005

- 1. Texas
- 2. FLORIDA**
- 3. Tulane
- 4. Baylor
- 5. Arizona State
- 6. Nebraska
- 7. Oregon State
- 8. Cal State Fullerton
- 9. TENNESSEE**
- 10. Georgia Tech
- 11. Rice
- 12. OLE MISS**
- 13. Miami (Fl.)
- 14. Florida State
- 15. Southern California
- 16. Clemson
- 17. Arizona
- 18. LSU**
- 19. MISSISSIPPI STATE**
- 20. Long Beach State
- 21. SOUTH CAROLINA**
- 22. North Carolina
- 23. Louisiana-Lafayette
- 24. ALABAMA**
- 25. College of Charleston

2006

- 1. Oregon State
- 2. North Carolina
- 3. Rice
- 4. Cal State Fullerton
- 5. Clemson
- 6. Miami (Fl.)
- 7. Georgia Tech
- 8. GEORGIA**
- 9. ALABAMA**
- 10. OLE MISS**
- 11. Oklahoma
- 12. Texas
- 13. Charleston
- 14. Virginia
- 15. KENTUCKY**
- 16. Stanford
- 17. South Carolina
- 18. Nebraska
- 19. Oral Roberts
- 20. Florida State
- 21. Missouri
- 22. ARKANSAS**
- 23. Arizona State
- 24. Houston
- 25. Pepperdine

2007

- 1. Oregon State
- 2. North Carolina
- 3. Rice
- 4. UC Irvine
- 5. Arizona State

- 6. VANDERBILT**
- 7. Louisville
- 8. MISSISSIPPI STATE**
- 9. Cal State Fullerton
- 10. SOUTH CAROLINA**
- 11. Texas
- 12. Texas A&M
- 13. Wichita State
- 14. Florida State
- 15. Clemson
- 16. Virginia
- 17. OLE MISS**
- 18. San Diego
- 19. Michigan
- 20. Coastal Carolina
- 21. ARKANSAS**
- 22. UCLA
- 23. Oklahoma State
- 24. Missouri
- 25. Texas Christian

2008

- 1. Fresno State
- 2. GEORGIA**
- 3. North Carolina
- 4. Miami (Fl.)
- 5. Stanford
- 6. LSU**
- 7. Rice
- 8. Florida State
- 9. Arizona State
- 10. Cal State Fullerton
- 11. UC-Irvine
- 12. Texas A&M
- 13. Wichita State
- 14. Arizona
- 15. North Carolina State
- 16. Coastal Carolina
- 17. San Diego
- 18. Oklahoma State
- 19. Missouri
- 20. Long Beach State
- 21. Texas
- 22. Michigan
- 23. Nebraska
- 24. Georgia Tech
- 25. KENTUCKY**

2009

- 1. LSU**
- 2. Texas
- 3. Arizona State
- 4. North Carolina
- 5. Virginia
- 6. ARKANSAS**
- 7. Cal State-Fullerton
- 8. Southern Mississippi
- 9. Rice
- 10. Florida State
- 11. OLE MISS**

- 12. TCU
- 13. FLORIDA**
- 14. Clemson
- 15. East Carolina
- 16. UC-Irvine
- 17. Louisville
- 18. Georgia Tech
- 19. Oklahoma
- 20. Miami (Fla.)
- 21. SOUTH CAROLINA**
- 22. Kansas State
- 23. Coastal Carolina
- 24. GEORGIA**
- 25. VANDERBILT**

2010

- 1. SOUTH CAROLINA**
- 2. UCLA
- 3. TCU
- 4. Clemson
- 5. Oklahoma
- 6. Florida State
- 7. Arizona State
- 8. FLORIDA**
- 9. Texas
- 10. Virginia
- 11. Coastal Carolina
- 12. Cal State Fullerton
- 13. VANDERBILT**
- 14. ARKANSAS**
- 15. Miami (Fla.)
- 16. Louisville
- 17. Georgia Tech
- 18. ALABAMA**
- 19. AUBURN**
- 20. Rice
- 21. Texas A&M
- 22. UC-Irvine
- 23. Connecticut
- 24. OLE MISS**
- 25. LSU**

2011

- 1. SOUTH CAROLINA**
- 2. FLORIDA**
- 3. VANDERBILT**
- 4. Virginia
- 5. North Carolina
- 6. Texas A&M
- 7. Texas
- 8. California
- 9. Florida State
- 10. Arizona State
- 11. Oregon State
- 12. UC-Irvine
- 13. Stanford
- 14. Connecticut
- 15. MISSISSIPPI STATE**
- 16. Clemson
- 17. Cal State-Fullerton
- 18. Dallas Baptist
- 19. TCU
- 20. Georgia Tech
- 21. Rice
- 22. UCLA
- 23. ARKANSAS**
- 24. Miami (Fla.)
- 25. Arizona

2012

- 1. Arizona
- 2. SOUTH CAROLINA**
- 3. ARKANSAS**
- 4. Florida State
- 5. UCLA
- 6. FLORIDA**
- 7. Kent State
- 8. Stony Brook
- 9. Baylor
- 10. Oregon
- 11. LSU**
- 12. Stanford
- 13. North Carolina State
- 14. Oklahoma
- 15. TCU
- 16. St. John's
- 17. North Carolina

- 18. Texas A&M
- 19. KENTUCKY**
- 20. Rice
- 21. Purdue
- 22. Oregon State
- 23. Virginia
- 24. Central Florida
- 25. VANDERBILT**

2013

- 1. UCLA
- 2. MISSISSIPPI STATE**
- 3. North Carolina
- 4. Oregon State
- 5. North Carolina State
- 6. LSU**
- 7. Indiana
- 8. Louisville
- 9. VANDERBILT**
- 10. Cal State Fullerton
- 11. Virginia
- 12. SOUTH CAROLINA**
- 13. Florida State
- 14. Kansas State
- 15. Oregon
- 15. Rice
- 17. Oklahoma
- 18. ARKANSAS**
- 19. Arizona State
- 19. Virginia Tech
- 21. Oklahoma State
- 22. Florida Atlantic
- 23. Georgia Tech
- 24. Cal Poly
- 25. Clemson

2014

- 1. VANDERBILT**
- 2. Virginia
- 3. Texas
- 4. OLE MISS**
- 5. TCU
- 6. Louisville
- 7. UC Irvine
- T8. Louisiana-Lafayette

- T8. Texas Tech
- 10. Oklahoma State
- 11. Houston
- 12. Oregon State
- 13. Maryland
- 14. Pepperdine
- 15. Stanford
- 16. LSU**
- 17. Indiana
- 18. Cal Poly
- 19. College of Charleston
- 20. Kennesaw State
- 21. Florida State
- 22. SOUTH CAROLINA**
- 23. Miami (Fla.)
- 24. FLORIDA**
- 25. Rice

2015

- 1. Virginia
- 2. Vanderbilt**
- 3. Florida**
- 4. TCU
- 5. LSU**
- 6. Miami
- 7. Cal State Fullerton
- 8. Arkansas**
- 9. Louisville
- 10. Texas A&M**
- 11. Illinois
- 12. Missouri State
- 13. Florida State
- 14. Maryland
- 15. UCLA
- 16. Louisiana-Lafayette
- 17. Dallas Baptist
- 18. Oklahoma State
- 19. VCU
- 20. Charleston
- 21. UC-Santa Barbara
- 22. Southern California
- 23. Houston
- 24. Florida Atlantic
- 25. Oregon State



POLLS

ALABAMA • ARKANSAS • AUBURN • FLORIDA • GEORGIA • KENTUCKY • LSU • OLE MISS

2015 SEC BASEBALL ATTENDANCE BREAKDOWN

2015 SEC ATTENDANCE LEADERS

June 19, 2015 - Final

Year after year, the SEC continues to be the benchmark in paid college baseball attendance. The SEC and its member schools own virtually all regular season, conference tournament, NCAA Regional and Super Regional attendance records. The SEC and one of its institutions have led the NCAA in total and average attendance for the last 16 seasons in a row, and 21 of the last 27 years. In 2007, the SEC drew nearly 1.7 million and averaged for 4,000 per game for first time in history. New records were once again set in 2011 as the league drew over two million for the first time ever, as well as nearly 5,000 per game. An NCAA-record 2,319,937 total fans attended regular-season games in the SEC in 2014. The 2015 season marked the 12th year in a row the SEC has topped the one million mark in attendance, leading the nation once again in that category by a wide margin.

Team	*Home Dates	Total	Average
Arkansas	35	273,605	7,817
South Carolina	36	250,057	6,946
Ole Miss	30	240,849	8,028
Mississippi State	35	230,918	6,598
Texas A&M	41	199,119	4,857
Florida	39	138,441	3,550
Vanderbilt	35	102,022	2,915
Auburn	36	97,439	2,707
Alabama	34	95,460	2,808
Georgia	32	63,903	1,997
Kentucky	26	47,551	1,829
Tennessee	24	45,004	1,875
Missouri	27	23,589	874
TOTALS	469	2,229,128	4,753

*Some teams have played doubleheaders at various points of the season, giving them less home dates than they have played actual home games.

TOP HOME CROWDS OF 2015

Date	Matchup	Attendance
April 18	Florida at Mississippi State	13,004
April 25	Arkansas vs. Mississippi State	12,589
June 6	Arkansas vs. Missouri State	12,167
March 14	LSU vs. Ole Miss	12,164
April 24	LSU vs. Texas A&M	12,0427

TOP NEUTRAL SITE CROWDS OF 2015

May 12	Georgia vs. Georgia Tech (Turner Field - Atlanta, Ga.)	18,792
March 7	LSU vs. Baylor and Texas A&M vs. Houston (Minute Maid Park - Houston, Texas)	16,276
March 8	LSU vs. Nebraska and Texas A&M vs. Baylor (Minute Maid Park - Houston, Texas)	10,866
March 31	LSU vs. Louisiana-Lafayette (Zephyr Field - Metairie, La.)	10,853
March 6	LSU vs. Houston and Texas A&M vs. Nebraska (Minute Maid Park - Houston, Texas)	10,651

2014 SEC BASEBALL ATTENDANCE

Team	*Home Dates	Total	Average
LSU	39	424,321	10,880
Arkansas	31	255,274	8,234
Mississippi State	31	251,965	8,127
Ole Miss	34	271,155	7,975
South Carolina	41	305,564	7,452
Texas A&M	35	154,217	4,406
Alabama	31	112,436	3,626
Florida	36	115,059	3,196
Auburn	34	107,500	3,161
Vanderbilt	41	112,427	2,742
Georgia	32	69,780	2,180
Kentucky	27	54,557	2,020
Tennessee	32	63,419	1,981
Missouri	23	22,263	967
TOTALS	467	2,319,937	4,968

*Some teams have played doubleheaders at various points of the season, giving them less home dates than they have played actual home games.

TOP HOME CROWDS OF 2014

Date	Matchup	Attendance
April 12	Ole Miss at Mississippi State	*15,586
April 11	Ole Miss at Mississippi State	13,224
Feb. 14	New Orleans at LSU	12,472
April 26	Tennessee at LSU	11,778
May 31	Houston at LSU	11,702
March 8	Purdue at LSU	11,601
April 25	Tennessee at LSU	11,571
June 1	Houston at LSU	11,459
April 5	Mississippi State at LSU	11,417
Feb. 21	Virginia Tech at LSU	11,417

* New NCAA On-Campus All-Time Record

2013 SEC BASEBALL ATTENDANCE

Team	*Home Dates	Total	Average
LSU	43	473,298	11,007
Arkansas	30	250,055	8,335
Ole Miss	30	239,909	7,996
Mississippi State	37	281,840	7,617
South Carolina	35	260,605	7,445
Texas A&M	33	149,263	4,523
Florida	36	126,421	3,511
Alabama	31	101,137	3,262
Vanderbilt	41	110,546	2,696
Auburn	32	85,049	2,657
Georgia	29	56,267	1,940
Kentucky	28	53,022	1,893
Tennessee	26	48,010	1,846
Missouri	23	18,665	811
TOTALS	454	2,254,087	4,965

*Some teams have played doubleheaders at various points of the season, giving them less home dates than they have played actual home games.

TOP HOME CROWDS OF 2013

Date	Matchup	Attendance
April 20	Auburn at Mississippi State	14,562
April 27	South Carolina at LSU	12,727
Feb. 15	Maryland at LSU	12,373
May 17	Ole Miss at LSU	12,193
June 8	Oklahoma at LSU	12,153
June 1	Sam Houston State at LSU	12,085
June 7	Oklahoma at LSU	12,007
June 2	Louisiana-Lafayette at LSU	11,838
April 13	Alabama at Ole Miss	11,729
April 26	South Carolina at LSU	11,695

2016 COMPOSITE SCHEDULE *(continued from inside front cover)*

29 (Tuesday)
Alabama vs. Auburn (Montgomery, Ala.)
Arkansas at Oklahoma State
Florida vs. Florida State (Jacksonville, Fla.)
Kennesaw State at Georgia
Northern Kentucky at Kentucky
Tulane at LSU
Mississippi State vs. Southern Miss (Pearl, Miss.)
Missouri vs. St. Louis (Kansas City, Mo.)
College of Charleston at South Carolina
Middle Tennessee at Tennessee
Texas A&M at Houston
Vanderbilt vs. Belmont (Nashville, Tenn.)

30 (Wednesday)
Ole Miss at Memphis
UNC Asheville at Tennessee
Xavier at Kentucky

31 (Thursday)
*Alabama at Georgia
*South Carolina at Vanderbilt

APRIL

1 (Friday)
*Alabama at Georgia
*Missouri at Arkansas
*LSU at Auburn
*Texas A&M at Florida
*Kentucky at Tennessee
*Ole Miss at Mississippi State
*South Carolina at Vanderbilt

2 (Saturday)
*Alabama at Georgia
*Missouri at Arkansas
*LSU at Auburn
*Texas A&M at Florida
*Ole Miss at Mississippi State
*South Carolina at Vanderbilt
*Kentucky at Tennessee

3 (Sunday)
*Missouri at Arkansas
*LSU at Auburn
*Texas A&M at Florida
*Kentucky at Tennessee
*Ole Miss at Mississippi State

5 (Tuesday)
Alcorn State at Alabama
Georgia State at Auburn
Jacksonville at Florida
Clemson at Georgia
Southern at LSU
Ole Miss vs. Southern Miss (Pearl, Miss.)
UT Martin at Mississippi State [DH-1]
UT Martin at Mississippi State [DH-1]
Southern Illinois-Edwardsville at Missouri
Coastal Carolina at South Carolina
Texas A&M at Rice
Lipscomb at Vanderbilt

6 (Wednesday)
Alcorn State at Alabama
Arkansas vs. Memphis (Memphis, Tenn.)
Louisville at Kentucky
Morehead State at Tennessee

7 (Thursday)
*Auburn at Missouri
*Vanderbilt at LSU

8 (Friday)
*Alabama at Kentucky
*Arkansas at Ole Miss
*Auburn at Missouri
*Mississippi State at Florida
*Georgia at Texas A&M
*Vanderbilt at LSU
*Tennessee at South Carolina

9 (Saturday)
*Alabama at Kentucky
*Arkansas at Ole Miss
*Auburn at Missouri
*Mississippi State at Florida
*Georgia at Texas A&M
*Vanderbilt at LSU
*Tennessee at South Carolina

10 (Sunday)
*Alabama at Kentucky
*Arkansas at Ole Miss
*Mississippi State at Florida
*Georgia at Texas A&M
*Tennessee at South Carolina

12 (Tuesday)
UAB at Alabama
Arkansas vs. ULM (North Little Rock, Ark.)
Auburn at Kennesaw State
Florida at Florida State
Georgia at Georgia Tech
Eastern Kentucky at Kentucky
Grambling at LSU
Missouri at Missouri State
South Carolina vs. North Carolina (Charlotte, N.C.)
Appalachian State at Tennessee
Abilene Christian at Texas A&M
Middle Tennessee at Vanderbilt

13 (Wednesday)
Southern Miss at Ole Miss

14 (Thursday)
*Florida at Arkansas
*Tennessee at Auburn

15 (Friday)
*Ole Miss at Alabama
*Florida at Arkansas
*Tennessee at Auburn
*South Carolina at Georgia.
*Kentucky at Vanderbilt
*LSU at Missouri
*Texas A&M at Mississippi State

16 (Saturday)
*Ole Miss at Alabama
*Florida at Arkansas
*Tennessee at Auburn
*South Carolina at Georgia
*Kentucky at Vanderbilt
*LSU at Missouri
*Texas A&M at Mississippi State

17 (Sunday)
*Ole Miss at Alabama
*South Carolina at Georgia
*Kentucky at Vanderbilt
*LSU at Missouri
*Texas A&M at Mississippi State

19 (Tuesday)
Troy at Alabama
Creighton at Arkansas
Alabama State at Auburn
Jacksonville at Florida
Georgia at Clemson
Kentucky at Louisville.
Tennessee at Middle Tennessee
Texas State at Texas A&M
Central Arkansas at Vanderbilt

20 (Wednesday)
South Alabama at Alabama
Southeastern Louisiana at LSU
Murray State at Ole Miss
Mississippi State vs. ULM (Biloxi, Miss.)
South Carolina vs. Furman (Greenville, S.C.)

21 (Thursday)
*Arkansas at Kentucky
*Georgia at Florida

22 (Friday)
*Alabama at Texas A&M
*Arkansas at Kentucky
*Auburn at Ole Miss
*Georgia at Florida
*Mississippi State at LSU
*Missouri at South Carolina
*Vanderbilt at Tennessee

23 (Saturday)
*Alabama at Texas A&M
*Arkansas at Kentucky
*Auburn at Ole Miss
*Georgia at Florida
*Mississippi State at LSU
*Missouri at South Carolina
*Vanderbilt at Tennessee

24 (Sunday)
*Alabama at Texas A&M
*Mississippi State at LSU
*Auburn at Ole Miss
*Missouri at South Carolina
*Vanderbilt at Tennessee

26 (Tuesday)
Alabama at Samford
Oklahoma State at Arkansas
South Alabama at Auburn
Georgia Tech at Georgia
LSU at Tulane
Ole Miss vs. Mississippi State (Pearl, Miss.)
Missouri State at Missouri
Eastern Kentucky at Tennessee
UT Arlington at Texas A&M

27 (Wednesday)
Alabama State at Tennessee
Miami (Ohio) at Kentucky

28 (Thursday)
*Mississippi State at Alabama
*LSU at Ole Miss

29 (Friday)
*Mississippi State at Alabama
*Texas A&M at Arkansas
*Kentucky at Auburn
*Florida at South Carolina
*Georgia at Vanderbilt
*LSU at Ole Miss
*Tennessee at Missouri

30 (Saturday)
*Mississippi State at Alabama
*Texas A&M at Arkansas
*Kentucky at Auburn
*Florida at South Carolina
*Georgia at Vanderbilt
*LSU at Ole Miss
*Tennessee at Missouri

MAY

1 (Sunday)
*Texas A&M at Arkansas
*Kentucky at Auburn
*Florida at South Carolina
*Georgia at Vanderbilt
*Tennessee at Missouri

3 (Tuesday)
Arkansas at Missouri State
Bethune-Cookman at Florida
Arkansas-Pine Bluff at Ole Miss
Missouri vs. Illinois (Sauget, Ill.)
Western Kentucky at Vanderbilt

4 (Wednesday)
USC Upstate at South Carolina
Incarnate Word at Texas A&M

5 (Thursday)
*Missouri at Mississippi State
*Vanderbilt at Texas A&M

6 (Friday)
*Auburn at Alabama
*Florida at Tennessee
*Ole Miss at Georgia
*South Carolina at Kentucky
*Arkansas at LSU
*Missouri at Mississippi State
*Vanderbilt at Texas A&M

7 (Saturday)
*Auburn at Alabama
*Florida at Tennessee
*Ole Miss at Georgia
*Arkansas at LSU
*Missouri at Mississippi State
*South Carolina at Kentucky
*Vanderbilt at Texas A&M

8 (Sunday)
*Auburn at Alabama
*Florida at Tennessee
*Ole Miss at Georgia
*Arkansas at LSU
*South Carolina at Kentucky

10 (Tuesday)
Troy at Auburn
USF at Florida
Kentucky at Indiana
LSU at Notre Dame
Presbyterian at South Carolina
Belmont at Tennessee
Louisville at Vanderbilt

11 (Wednesday)
Western Carolina at Georgia
LSU at Notre Dame

Mississippi State at Troy

12 (Thursday)
*Kentucky at Ole Miss

13 (Friday)
*Alabama at Arkansas
*Mississippi State at Auburn
*Vanderbilt at Florida
*Georgia at Missouri
*Kentucky at Ole Miss
*LSU at Tennessee
*Texas A&M at South Carolina

14 (Saturday)
*Alabama at Arkansas
*Mississippi State at Auburn
*Vanderbilt at Florida
*Georgia at Missouri
*Kentucky at Ole Miss
*LSU at Tennessee
*Texas A&M at South Carolina

15 (Sunday)
*Alabama at Arkansas
*Mississippi State at Auburn
*Vanderbilt at Florida
*Georgia at Missouri
*LSU at Tennessee
*Texas A&M at South Carolina

17 (Tuesday)
Samford at Alabama
Missouri State at Arkansas
UAB at Auburn
Georgia vs. Georgia Tech (Atlanta, Ga.)
Kentucky at Murray State
Northwestern State at LSU
Ole Miss at Arkansas State
Oklahoma at Missouri
The Citadel at South Carolina
East Tennessee State at Tennessee
Sam Houston State at Texas A&M
Morehead State at Vanderbilt

19 (Thursday)
*South Carolina at Alabama
*Arkansas at Mississippi State
*Auburn at Vanderbilt
*Florida at LSU
*Tennessee at Georgia
*Missouri at Kentucky
*Ole Miss at Texas A&M

20 (Friday)
*South Carolina at Alabama
*Arkansas at Mississippi State
*Auburn at Vanderbilt
*Florida at LSU
*Tennessee at Georgia
*Missouri at Kentucky
*Ole Miss at Texas A&M

21 (Saturday)
*South Carolina at Alabama
*Arkansas at Mississippi State
*Auburn at Vanderbilt
*Florida at LSU
*Tennessee at Georgia
*Missouri at Kentucky
*Ole Miss at Texas A&M

24-29 (Tuesday-Sunday)
SEC Tournament
Hoover Metropolitan Stadium – Hoover, Ala.

POSTSEASON

June 3-6 (Friday-Monday)
NCAA Regionals
Campus Sites

10-13 (Friday-Monday)
NCAA Super Regionals
Campus Sites

18-28/29 (Saturday-Tuesday/Wednesday)
College World Series
Omaha, Neb.

*Denotes Southeastern Conference Game
^ March 18 games will include a Bases Loaded special, which features a compilation of all seven games. Each game will also be available in its entirety via SEC Network +.



**IT'S MORE THAN
A STADIUM.**



IT'S A STAGE.



The SEC Network is your front row seat to the most storied conference in all of college athletics—with over 400 live baseball games across SEC Network and SEC Network + along with 24/7 coverage of all SEC sports.



TAKE IT ALL IN



SECNETWORK.COM